



January 10, 2017

Via E-Mail: Joshua_I_williams@dekalbschoolsga.org

Mr. Joshua L. Williams, MBA, MSM, PMP
Chief Operations Officer
DeKalb County School District
Operations Division
Sam Moss Service Center
1780 Montreal Road
Tucker, Georgia 30084

**Re: Lead in Drinking Water Sample Results
Hambrick Elementary School (Facility ID #3057)
1101 Hambrick Road, Stone Mountain, Georgia 30083
AEM Project No. 1561-1601**

Dear Mr. Williams:

Atlanta Environmental Management, Inc. (AEM) is pleased to provide the DeKalb County School District (DCSD) an electronic copy of the Lead in Drinking Water Sample Results for Hambrick Elementary School (Facility ID #3057). Samples were collected on December 16, 2016, and analytical results were received from Analytical Environmental Services, Inc., on January 9, 2017.

FINDINGS

AEM collected 64 drinking water samples from 32 sources at Hambrick Elementary School (Facility ID #3057), including two duplicate samples. A description of the drinking water outlets sampled and a summary of sample analytical results are provided in the attached table.


One of the sources sampled had a drinking water sample result that contained lead at a concentration at or above EPA's action level of 15 parts per billion. This source is indicated in bold and shaded font in the attached table.

Mr. Joshua Williams—DeKalb County School District
January 10, 2017
Page 2

We appreciate your selection of AEM for this project. If you have any questions, please do not hesitate to contact us.

Sincerely,

Atlanta Environmental Management, Inc.



Leona Miles, CHMM
Senior Project Manager



Janet T. Hart
President

/krf

cc: Daniel Drake (DCSD)
Tracee Hill (DCSD)
Sandra Glenn (DeKalb County Watershed Management)
Ryan Cira (DeKalb Board of Health)

Attachment: Table

Table 1. Summary of Lead in Drinking Water Laboratory Analytical Results

Hambrick Elementary School

1101 Hambrick Road, Stone Mountain, GA 30083



Sample ID*	Sample Location Description	Sample Date & Time	Lead Test Results (ppb)
3057-121616-DF-001-A	Initial Draw Sample; Upper Left Elkay Drinking Fountain in Hallway near Cafeteria Rm 141	12/16/16 5:32 AM	None Detected
3057-121616-DF-001-B	Flush Sample; Upper Left Elkay Drinking Fountain in Hallway near Cafeteria Rm 141	12/16/16 5:33 AM	None Detected
3057-121616-DF-002-A	Initial Draw Sample; Lower Right Elkay Drinking Fountain in Hallway near Cafeteria Rm 141	12/16/16 5:34 AM	None Detected
3057-121616-DF-002-B	Flush Sample; Lower Right Elkay Drinking Fountain in Hallway near Cafeteria Rm 141	12/16/16 5:35 AM	None Detected
3057-121616-DF-003-A	Initial Draw Sample; Lower Right Elkay Drinking Fountain in Hallway near Rm 118	12/16/16 5:16 AM	None Detected
3057-121616-DF-003-B	Flush Sample; Lower Right Elkay Drinking Fountain in Hallway near Rm 118	12/16/16 5:17 AM	1.19
3057-121616-DF-004-A	Initial Draw Sample; Upper Left Elkay Drinking Fountain in Hallway near Rm 118	12/16/16 5:14 AM	None Detected
3057-121616-DF-004-B	Flush Sample; Upper Left Elkay Drinking Fountain in Hallway near Rm 118	12/16/16 5:15 AM	1.22
3057-121616-DF-005-A	Initial Draw Sample; Upper Left Elkay Drinking Fountain in Hallway across from Rm 127	12/16/16 5:27 AM	None Detected
3057-121616-DF-005-B	Flush Sample; Upper Left Elkay Drinking Fountain in Hallway across from Rm 127	12/16/16 5:28 AM	None Detected
3057-121616-DF-006-A	Initial Draw Sample; Lower Right Elkay Drinking Fountain in Hallway near Rm 127	12/16/16 5:29 AM	None Detected
3057-121616-DF-006-B	Flush Sample; Lower Right Elkay Drinking Fountain in Hallway across from Rm 127	12/16/16 5:30 AM	None Detected
3057-121616-DF-007-A	Initial Draw Sample; Lower Right Elkay Drinking Fountain in Hallway near Rm 116; Wall-mounted	12/16/16 5:24 AM	None Detected
3057-121616-DF-007-B	Flush Sample; Lower Right Elkay Drinking Fountain in Hallway near Rm 116; Wall-mounted	12/16/16 5:25 AM	None Detected
3057-121616-DF-008-A	Initial Draw Sample; Upper Left Elkay Drinking Fountain in Hallway near Rm 116; Wall-mounted	12/16/16 5:26 AM	None Detected
3057-121616-DF-008-B	Flush Sample; Upper Left Elkay Drinking Fountain in Hallway near Rm 116; Wall-mounted	12/16/16 5:27 AM	None Detected
3057-121616-DF-009-A	Initial Draw Sample; Upper Left Elkay Drinking Fountain in Cafeteria Rm 141; Wall-mounted	12/16/16 5:38 AM	1.70

Table 1. Summary of Lead in Drinking Water Laboratory Analytical Results

Hambrick Elementary School

1101 Hambrick Road, Stone Mountain, GA 30083



Sample ID*	Sample Location Description	Sample Date & Time	Lead Test Results (ppb)
3057-121616-DF-009-B	Flush Sample; Upper Left Elkay Drinking Fountain in Cafeteria Rm 141; Wall-mounted	12/16/16 5:39 AM	1.37
3057-121616-DF-010-A	Initial Draw Sample; Lower Right Elkay Drinking Fountain in Cafeteria Rm 141; Wall-mounted	12/16/16 5:40 AM	1.51
3057-121616-DF-010-B	Flush Sample; Lower Right Elkay Drinking Fountain in Cafeteria Rm 141; Wall-mounted	12/16/16 5:41 AM	1.11
3057-121616-DF-011-A	Initial Draw Sample; Upper Left Elkay Drinking Fountain in Hallway near Rm 207; Wall-mounted	12/16/16 5:12 AM	None Detected
3057-121616-DF-011-B	Flush Sample; Upper Left Elkay Drinking Fountain in Hallway near Rm 207; Wall-mounted	12/16/16 5:13 AM	None Detected
3057-121616-DF-012-A	Initial Draw Sample; Lower Right Elkay Drinking Fountain in Hallway near Rm 207; Wall-mounted	12/16/16 5:14 AM	None Detected
3057-121616-DF-012-B	Flush Sample; Lower Right Elkay Drinking Fountain in Hallway near Rm 207; Wall-mounted	12/16/16 5:15 AM	None Detected
3057-121616-DF-013-A	Initial Draw Sample; Lower Left Drinking Fountain in Hallway across from Rm 214; Wall-mounted	12/16/16 5:14 AM	None Detected
3057-121616-DF-013-B	Flush Sample; Lower Left Drinking Fountain in Hallway across from Rm 214; Wall-mounted	12/16/16 5:15 AM	None Detected
3057-121616-DF-014-A	Initial Draw Sample; Upper Right Oasis Drinking Fountain in Hallway across from Rm 214; Wall-mounted	12/16/16 5:18 AM	None Detected
3057-121616-DF-014-B	Flush Sample; Upper Right Oasis Drinking Fountain in Hallway across from Rm 214; Wall-mounted	12/16/16 5:19 AM	None Detected
3057-121616-DF-015-A	Initial Draw Sample; Lower Right Elkay Drinking Fountain in Gym near the entrance	12/16/16 5:40 AM	1.20
3057-121616-DF-015-B	Flush Sample; Lower Right Elkay Drinking Fountain in Gym near the entrance	12/16/16 5:41 AM	None Detected
3057-121616-DF-016-A	Initial Draw Sample; Upper Left Drinking Fountain in Gym near the entrance	12/16/16 5:38 AM	None Detected
3057-121616-DF-016-B	Flush Sample; Upper Left Drinking Fountain in Gym near the entrance	12/16/16 5:39 AM	1.18
3057-121616-KS-001-A	Initial Draw Sample; Sink with Bubbler in Rm 207; Sampled Bubbler	12/16/16 4:58 AM	1.41
3057-121616-KS-001-B	Flush Sample; Sink with Bubbler in Rm 207; Sampled Bubbler	12/16/16 5:00 AM	1.70
3057-121616-KS-002-A	Initial Draw Sample; Sink with Bubbler in Rm 209; Sampled Bubbler	12/16/16 5:05 AM	26.7

Table 1. Summary of Lead in Drinking Water Laboratory Analytical Results

Hambrick Elementary School

1101 Hambrick Road, Stone Mountain, GA 30083



Sample ID*	Sample Location Description	Sample Date & Time	Lead Test Results (ppb)
3057-121616-KS-002-B	Flush Sample; Sink with Bubbler in Rm 209; Sampled Bubbler	12/16/16 5:06 AM	1.13
3057-121616-KS-003-A	Initial Draw Sample; Sink with Bubbler in Rm 213; Sampled Bubbler	12/16/16 5:27 AM	None Detected
3057-121616-KS-003-B	Flush Sample; Sink with Bubbler in Rm 213; Sampled Bubbler	12/16/16 5:28 AM	None Detected
3057-121616-KS-004-A	Initial Draw Sample; Sink with Bubbler in Rm 215; Sampled Bubbler	12/16/16 5:36 AM	None Detected
3057-121616-KS-004-B	Flush Sample; Sink with Bubbler in Rm 215; Sampled Bubbler	12/16/16 5:37 AM	None Detected
3057-121616-KS-005-A	Initial Draw Sample; Sink with Bubbler in Rm 217; Sampled Bubbler	12/16/16 5:45 AM	None Detected
3057-121616-KS-005-B	Flush Sample; Sink with Bubbler in Rm 217; Sampled Bubbler	12/16/16 5:46 AM	None Detected
3057-121616-KS-006-A	Initial Draw Sample; Sink with Bubbler in Rm 220; Sampled Bubbler	12/16/16 5:41 AM	None Detected
3057-121616-KS-006-B	Flush Sample; Sink with Bubbler in Rm 220; Sampled Bubbler	12/16/16 5:42 AM	None Detected
3057-121616-KS-007-A	Initial Draw Sample; Sink with Bubbler in Rm 218; Sampled Bubbler	12/16/16 5:33 AM	None Detected
3057-121616-KS-007-B	Flush Sample; Sink with Bubbler in Rm 218; Sampled Bubbler	12/16/16 5:34 AM	None Detected
3057-121616-KS-008-A	Initial Draw Sample; Sink with Bubbler in Rm 216; Sampled Bubbler	12/16/16 5:22 AM	None Detected
3057-121616-KS-008-B	Flush Sample; Sink with Bubbler in Rm 216; Sampled Bubbler	12/16/16 5:23 AM	None Detected
3057-121616-KS-009-A	Initial Draw Sample; Sink with Bubbler in Rm 214; Sampled Bubbler	12/16/16 5:10 AM	None Detected
3057-121616-KS-009-B	Flush Sample; Sink with Bubbler in Rm 214; Sampled Bubbler	12/16/16 5:11 AM	None Detected
3057-121616-RS-001-A	Initial Draw Sample; Left Most sink in Girl's RR next to Rm 211	12/16/16 5:50 AM	1.06
3057-121616-RS-001-B	Flush Sample; Left Most sink in Girl's RR next to Rm 211	12/16/16 5:51 AM	None Detected
3057-121616-RS-002-A	Initial Draw Sample; Far Left Sink in Girl's RR 128.1	12/16/16 5:22 AM	2.32
3057-121616-RS-002-B	Flush Sample; Far Left Sink in Girl's RR 128.1	12/16/16 5:23 AM	None Detected
3057-121616-RS-003-A	Initial Draw Sample; Far Left Sink in Boy's RR 118.1	12/16/16 5:02 AM	8.58
3057-121616-RS-003-B	Flush Sample; Far Left Sink in Boy's RR 118.1	12/16/16 5:03 AM	2.47
3057-121616-TL-001-A	Initial Draw Sample; Sink in Teacher's Lounge 116.1 Copy Rm Sampled	12/16/16 5:08 AM	1.27
3057-121616-TL-001-B	Flush Sample; Sink in Teacher's Lounge 116.1 Copy Rm Sampled	12/16/16 5:09 AM	None Detected
3057-121616-CS-001-A	Initial Draw Sample; Food Prep Sink in back of Kitchen	12/16/16 5:05 AM	3.43
3057-121616-CS-001-B	Flush Sample; Food Prep Sink in back of Kitchen	12/16/16 5:06 AM	None Detected

Table 1. Summary of Lead in Drinking Water Laboratory Analytical Results

Hambrick Elementary School

1101 Hambrick Road, Stone Mountain, GA 30083



Sample ID*	Sample Location Description	Sample Date & Time	Lead Test Results (ppb)
3057-121616-IM-001-A	Initial Draw Sample; Manitowoc Ice Machine in Kitchen	12/16/16 5:00 AM	None Detected
3057-121616-SC-001-A	Service Connection Entry into Building	12/16/16 4:57 AM	1.23

Notes:

ppb-parts per billion

Bold-Exceeds 15 ppb--EPA's Action Level for Lead

* Note--Where "A" and "B" are indicated, AEM collected two samples at each source area location: ("A") initial draw sample; and ("B") after a 30-second flush sample



November 27, 2017

Via E-Mail: Joshua_I_williams@dekalbschoolsga.org

Mr. Joshua L. Williams, MBA, MSM, PMP
Chief Operations Officer
DeKalb County School District
Operations Division
Sam Moss Service Center
1780 Montreal Road
Tucker, Georgia 30084

**Re: Summary of Additional Lead in Drinking Water Sample Results
Hambrick Elementary School (Facility ID #3057)
1101 Hambrick Road, Stone Mountain, Georgia 30083
AEM Project No. 1561-1601**

Dear Mr. Williams:

Atlanta Environmental Management, Inc. (AEM) is pleased to provide the DeKalb County School District (DCSD) an electronic copy of the Lead in Drinking Water Sample Results for Hambrick Elementary School (Facility ID #3057). Additional drinking water samples from select source units were collected on October 20, 2017, and November 17, 2017, and analytical results were received from Analytical Environmental Services, Inc., on October 30, 2017, and November 21, 2017.

FINDINGS

Sample Results of Previously Identified Source Units That Exceeded 15 ppb

During the initial sampling event on December 16, 2016, one source unit (KS-002) was sampled and the analytical results indicated that the results were above EPA's action level of 15 ppb. DCSD replaced the source unit and AEM collected two drinking water samples on October 20, 2017. A description of the drinking water outlet sampled and a summary of sample analytical results are provided in Table 1.

One or more of the samples from source unit KS-002 had a drinking water sample result that contained lead at a concentration at or above EPA's action level of 15 ppb. Source unit KS-002 remained out of service so that additional remediation measures could be evaluated.


A filter was added to the bubbler of KS-002 and retesting was conducted on November 17, 2017. None of the samples collected from KS-002 contained lead at a concentration exceeding EPA's action level of 15 ppb.

Mr. Joshua Williams—DeKalb County School District
November 27, 2017
Page 2


We appreciate your selection of AEM for this project. If you have any questions, please do not hesitate to contact us.

Sincerely,

Atlanta Environmental Management, Inc.



Leona Miles, CHMM
Senior Project Manager



Janet T. Hart
President

/krf

cc: Daniel Drake (DCSD)
Tracee Hill (DCSD)
Sandra Glenn (DeKalb County Watershed Management)
Ryan Cira (DeKalb Board of Health)

Attachment: Table

Table 1. Summary of Lead in Drinking Water Laboratory Analytical Retest Results

Hambrick Elementary School

1101 Hambrick Road, Stone Mountain, GA 30083



Sample ID*/**	Sample Location Description	Sample Date & Time	Lead Test Results (ppb)
3057-111717-KS-002-A	Initial Draw Sample; Retest Sink with Bubbler in Rm 209; Filter added; Sampled Bubbler	11/17/17 5:03 AM	1.55
3057-111717-KS-002-B	Flush Sample; Retest Sink with Bubbler in Rm 209; Filter added; Sampled Bubbler	11/17/17 5:04 AM	None Detected

Notes:

ppb-parts per billion

Bold-Exceeds 15 ppb--EPA's Action Level for Lead

* Note--Where "A" and "B" are indicated, AEM collected two samples at each source area location: ("A") initial draw sample; and ("B") after a 30-second flush sample

**Source unit was initially sampled on 12/16/16 and the initial result indicated that the concentration exceeded the EPA standard of 15 ppb. The source units were replaced and/or a filter was installed by DCSD and retesting was conducted. The above summarizes the retesting results