

Academic Highlights

- 2023 Title 1 Rewards School
- 2018, 2019, 2023 GaDOE Recognized PBIS School
- Lowest Discipline Referrals district wide 3 or more consecutive years
- Highest Content Mastery of 47.4% in cluster for 2022-2023 school year
- 2016-2017 Family Friendly School Award

Mission

To ensure academic and personal achievement for all students by creating a collaborative learning community.

Vision

We envision a school where the total learning community makes a commitment to ensure all students are prepared to contribute to society.

School Leadership

Principal

Ms. Kimberly Clark

Assistant Principal

Ms. Krystye Tatum

Woodward Elementary School
3034 Curtis Drive
Atlanta, GA 30319
(678) 874-7802

www.woodwardes.dekalb.k12.ga.us

Priority Areas and Improvement Strategies

- English Language Arts
 - Reader's Workshop Period
 - Writer's Workshop Work Period
- Mathematics
 - Math Workshop Work Period
- Science
 - STEMScopes

School Performance

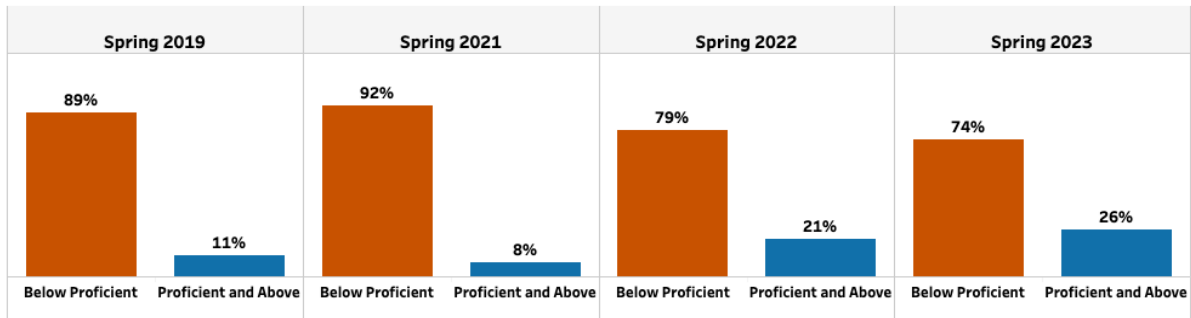
GADOE College and Career Ready Performance Index (CCRPI) Scores

CCRPI scores were not available in 2020 and 2021

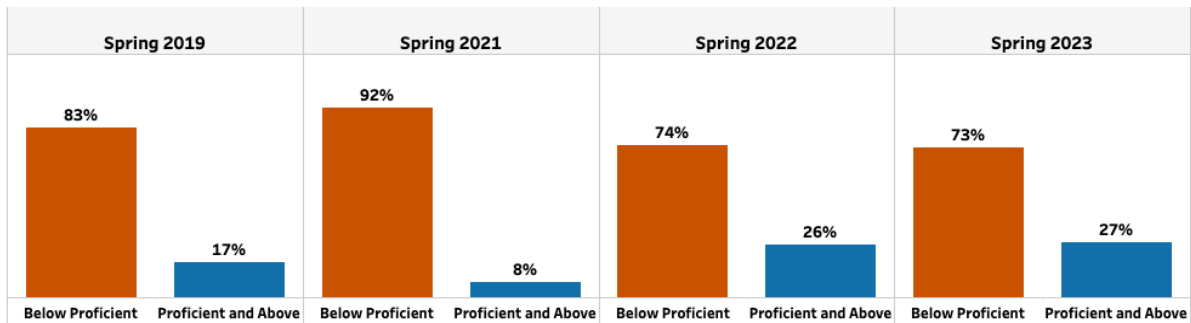
CCRPI COMPONENTS	2023	2022	2019	2018
CONTENT MASTERY	47.4	40.0	34.7	33.1
ENGLISH LANGUAGE ARTS	48.88	36.04	33.14	27.51
MATHEMATICS	54.06	46.67	38.43	41.13
SCIENCE	22.67	31.82	22.97	26.93
SOCIAL STUDIES	N/A	N/A	39.63	32.06
PROGRESS	96.3	N/A	92.0	90.7
ENGLISH LANGUAGE ARTS	100.00+	N/A	90.29	84.32
MATHEMATICS	91.78	N/A	92.31	95.08
ENGLISH LEARNERS	100.00+	99.20	98.03	100.00+
CLOSING GAPS	82.1	N/A	61.1	61.1
READINESS	80.7	61.8	72.6	71.3
GRADE LEVEL READING/LITERACY	57.21	23.75	22.25	20.24
STUDENT ATTENDANCE	85.14	N/A	95.60	93.65
BEYOND THE CORE	99.60	99.80	99.88	100.00

Milestones End-of-Grade (EOG)

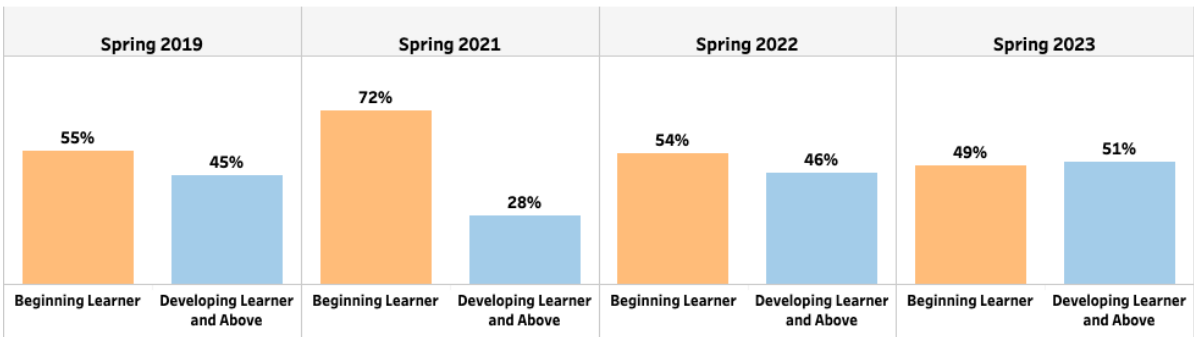
English / Language Arts



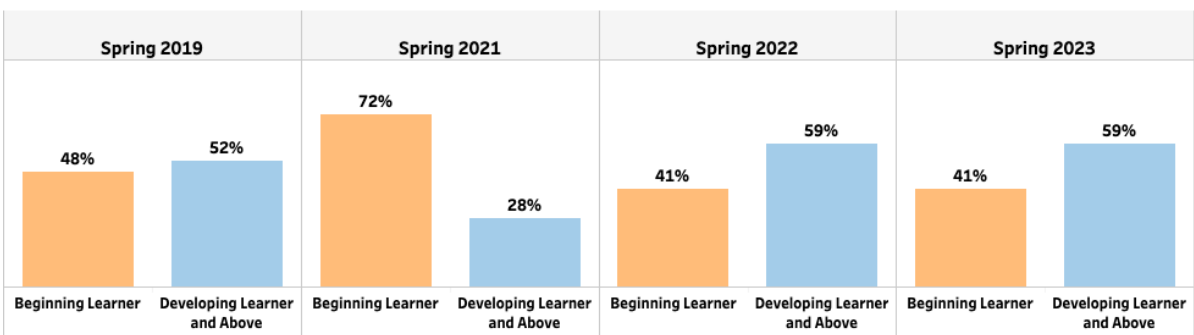
Mathematics



English / Language Arts

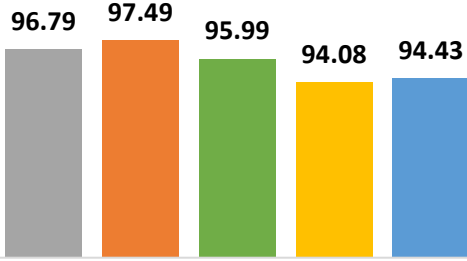


Mathematics



Average Daily Attendance

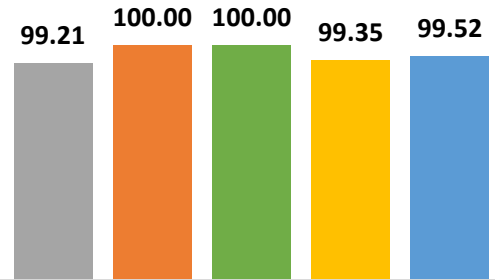
2019 2020 2021 2022 2023



Woodward Elementary School

% Students with No Discipline Incidents

2019 2020 2021 2022 2023



Woodward Elementary School

Woodward Elementary Sch...		Student Demographic Summary						Active Students as of the Last Day of School
	All Students	Black	Hispanic	White	Asian/Pacific Islander	Multi-Racial	Native American/Alaskan Native	
2023	548	12	896	TFS	4	TFS	TFS	
2022	551	15	624	TFS	4	TFS	TFS	
2021	562	18	531	TFS	4	TFS	TFS	
2020	652	17	522	TFS	3	TFS	TFS	
2019	922	26	512	TFS	2	TFS	TFS	

TFS – Too Few Students (Less than 10)