

**Tucker**  
**Middle School**

## Mission

To develop independent thinkers who are conscientious, compassionate, and embrace the diversity of the world around them.

## Vision

To provide all of our students with a positive and safe learning environment where staff members have high expectations for student achievement and work collaboratively to create a culture committed to helping all students learn at high levels.

## School Leadership

**Principal**  
 Ms. Candace Steadman

**Assistant Principals**  
 Mr. Mark Jeffrey  
 Dr. Erika Simpson  
 Ms. Alicia Baiden

**Tucker Middle School**  
 2160 Idlewood Road  
 Tucker, GA 30084  
 (678) 875-0902

<https://www.tuckerms.dekalb.k12.ga.us>

## Academic Highlights

- 2023-DeKalb County Middle School Boys Soccer Team Champions
- 2018, 2019, 2023 GaDOE Recognized PBIS School
- DCSD College and Career Day District Competition - Middle School Winner
- Robotics Team placed first at the District-level Competitions
- Tucker's TSA teams Ranked 4th at annual culminating State Competitions

## Priority Areas and Improvement Strategies

- Literacy
  - Discipline Literacy
  - Implement Marzano's Six-Step Process for Building Academic Vocabulary
- Mathematics and Science
  - Standards-Based Classroom Instructional Framework
  - Interdisciplinary Math & Science

## School Performance

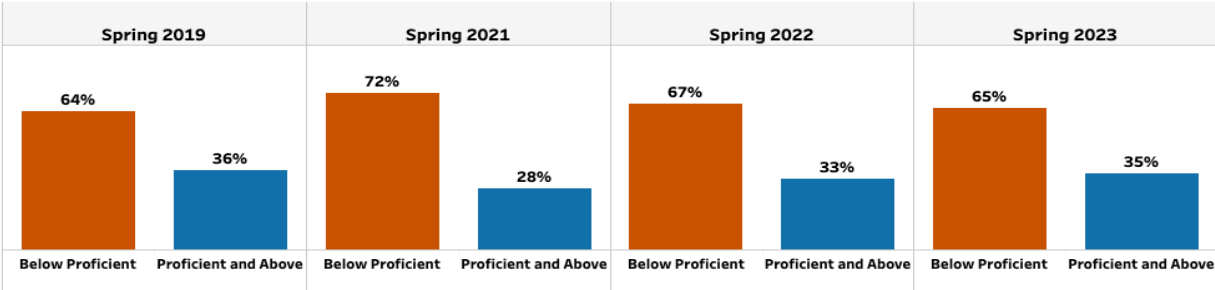
### GADOE College and Career Ready Performance Index (CCRPI) Scores

CCRPI scores were not available in 2020 and 2021

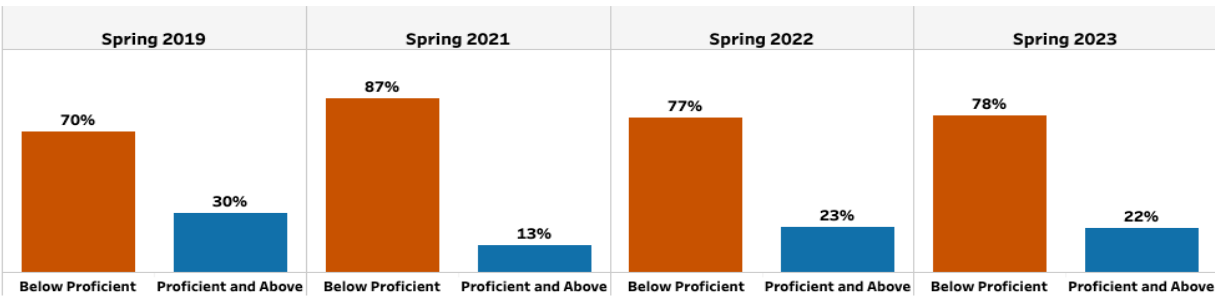
CCRPI COMPONENTS	2023	2022	2019	2018
<b>CONTENT MASTERY</b>	<b>51.3</b>	<b>50.8</b>	<b>60.5</b>	<b>56.1</b>
ENGLISH LANGUAGE ARTS	57.57	55.20	61.06	55.01
MATHEMATICS	49.58	46.29	60.97	56.83
SCIENCE	38.08	43.74	55.08	52.20
SOCIAL STUDIES	50.51	58.31	62.44	60.80
<b>PROGRESS</b>	<b>77.6</b>	<b>N/A</b>	<b>85.3</b>	<b>78.6</b>
ENGLISH LANGUAGE ARTS	82.73	N/A	84.78	77.58
MATHEMATICS	78.63	N/A	90.21	81.89
ENGLISH LEARNERS	49.45	66.67	65.89	68.76
<b>CLOSING GAPS</b>	<b>41.2</b>	<b>N/A</b>	<b>85.3</b>	<b>60.3</b>
<b>READINESS</b>	<b>80.1</b>	<b>75.4</b>	<b>80.5</b>	<b>81.3</b>
GRADE LEVEL READING/LITERACY	64.92	51.16	55.40	53.90
STUDENT ATTENDANCE	75.77	N/A	87.26	90.41
BEYOND THE CORE	99.58	99.59	98.83	99.45

### Milestones End-of-Grade (EOG)

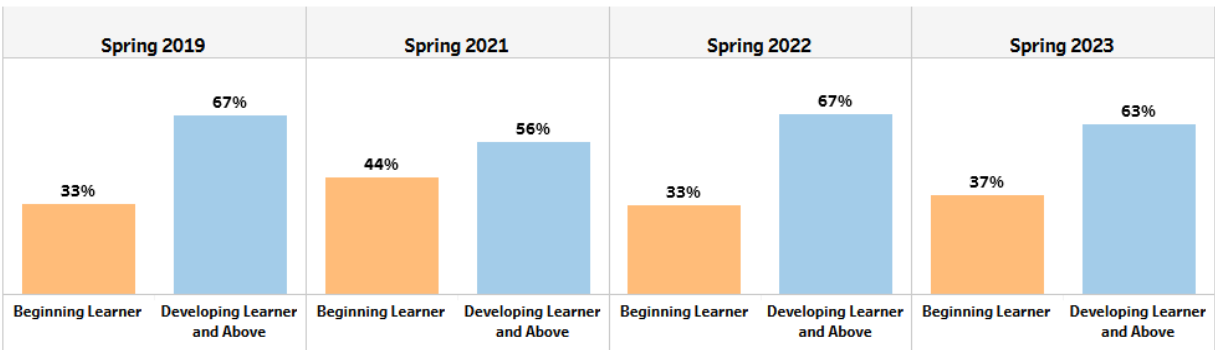
#### English / Language Arts



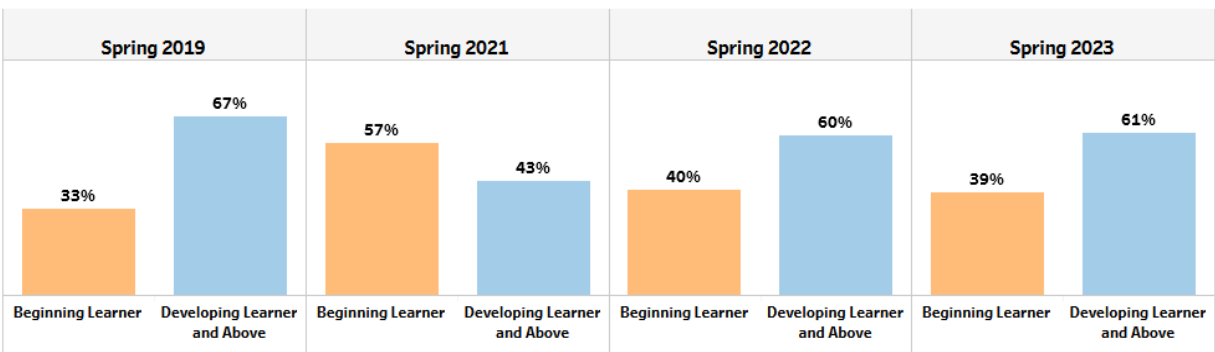
#### Mathematics



#### English / Language Arts

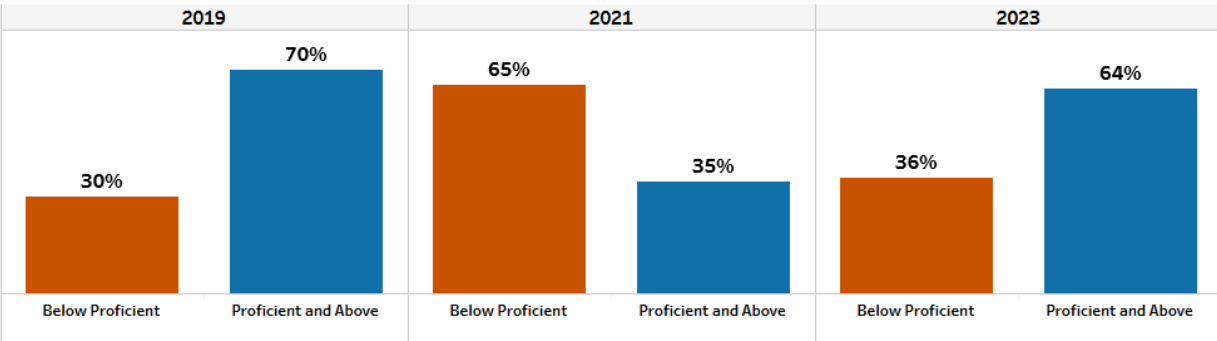


#### Mathematics

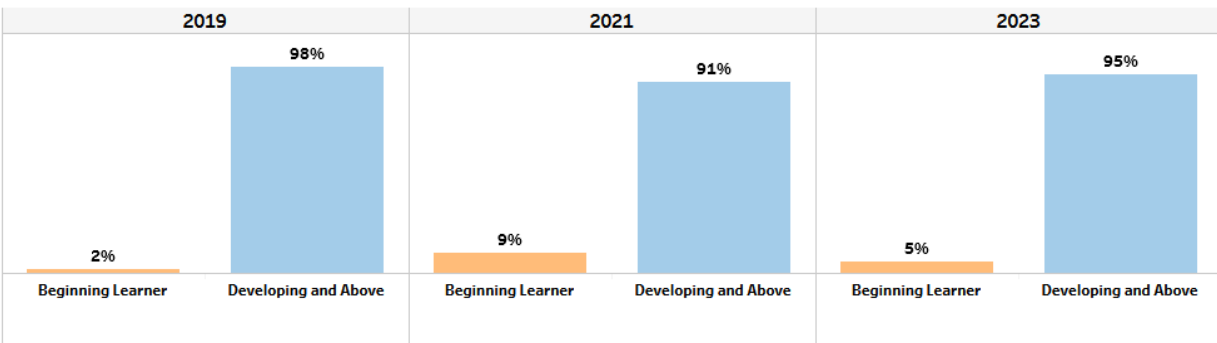


## Milestones End-of-Course (EOC) Winter and Spring

### Mathematics (Algebra I & Coordinate Algebra)

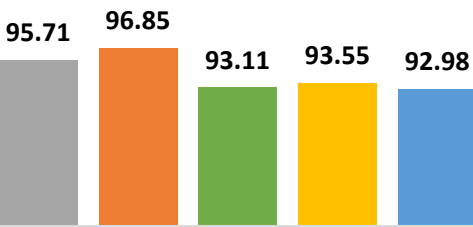


### Mathematics (Algebra I & Coordinate Algebra)



### Average Daily Attendance

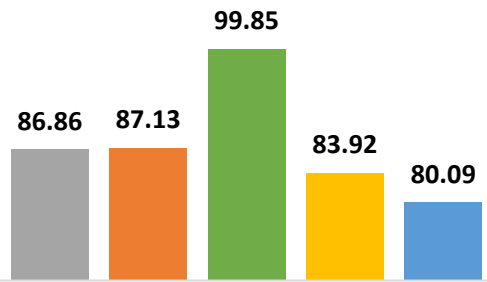
■ 2019 ■ 2020 ■ 2021 ■ 2022 ■ 2023



Tucker Middle School

### % Students with No Discipline Incidents

■ 2019 ■ 2020 ■ 2021 ■ 2022 ■ 2023



Tucker Middle School



Tucker Middle School

### Student Demographic Summary

Active Students as of the Last Day of School

	All Students	Black	Hispanic	White	Asian/Pacific Islander	Multi-Racial	Native American/Alaskan Native
2023	1,192	753	233	119	137	33	TFS
2022	1,218	722	251	130	122	34	TFS
2021	1,235	690	267	118	117	40	TFS
2020	1,263	655	275	135	116	32	TFS
2019	1,280	601	306	121	120	40	TFS

TFS – Too Few Students (Less than 10)



678.875.0902

2160 Idlewood Road, Tucker, GA 30084

[tuckerms.dekalb.k12.ga.us](http://tuckerms.dekalb.k12.ga.us)