



Redan Middle School

Mission

To foster an environment of academic excellence that will effectively prepare all students for successful post-secondary studies and the challenges of the 21st century.

Vision

Creating the minds of tomorrow.

School Leadership

Principal

Ms. Karen I. Davis-Johnson

Assistant Principals

Mr. Jarius Malcome

Ms. Lamita Grissett

Dr. Deria Whatley

Redan Middle School

1775 Young Road

Lithonia, GA 30058

(678) 874-7902

www.redansms.dekalb.k12.ga.us

Academic Highlights

- 2022-2023 & 2023-2024 National Beta School of Merit Status
- 2022-2023 & 2023-2024 National Beta School of Distinction
- 2023 Fall Georgia Council on Economic Education (GCEE) Georgia Stock Market Game Award Team 1 1st place & Team 2 3rd place
- 2022-2023 DCSD MS Boys Basketball Champion
- 2022-2023 GaDOE Science Award grant \$3,000
- 2020-2021 DCSD Parent & Family Engagement Family Friendly Award

Priority Areas and Improvement Strategies

- Mathematics, Language Arts, Science, and Social Studies
 - Discipline Literacy
 - Implement Marzano's Six-Step Process for Building Academic Vocabulary
 - Standards-Based Classroom Instructional Framework
 - Interdisciplinary Math & Science

School Performance

GADOE College and Career Ready Performance Index (CCRPI) Scores

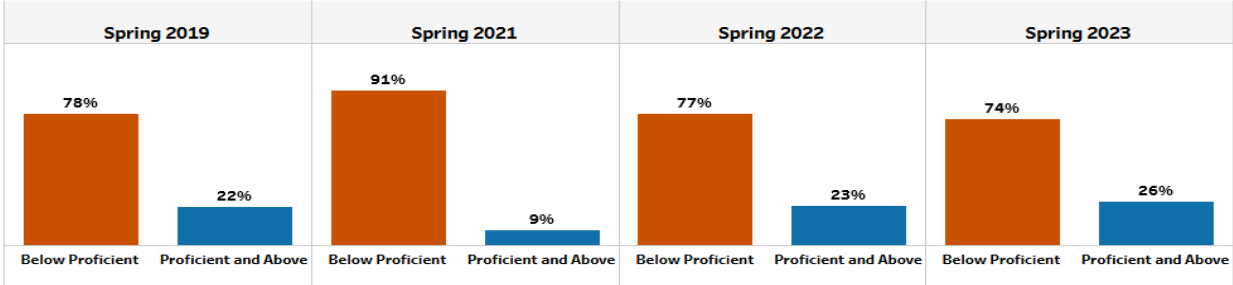
CCRPI scores were not available in 2020 and 2021

CCRPI COMPONENTS	2023	2022	2019	2018
CONTENT MASTERY	41.1	37.9	45.0	41.4
ENGLISH LANGUAGE ARTS	50.18	45.32	45.04	40.57
MATHEMATICS	35.80	32.56	43.82	46.15
SCIENCE	30.70	33.55	45.59	28.03
SOCIAL STUDIES	39.95	36.09	47.90	42.86
PROGRESS	84.4	N/A	84.2	87.6
ENGLISH LANGUAGE ARTS	91.46	N/A	86.88	83.50
MATHEMATICS	83.06	N/A	81.48	91.76
ENGLISH LEARNERS	58.62	64.71	TFS	TFS
CLOSING GAPS	75.0	N/A	77.5	44.4
READINESS	71.6	69.4	74.9	72.0
GRADE LEVEL READING/LITERACY	58.08	40.60	42.96	38.59
STUDENT ATTENDANCE	57.25	N/A	81.79	77.28
BEYOND THE CORE	99.55	98.12	100.00	100.00

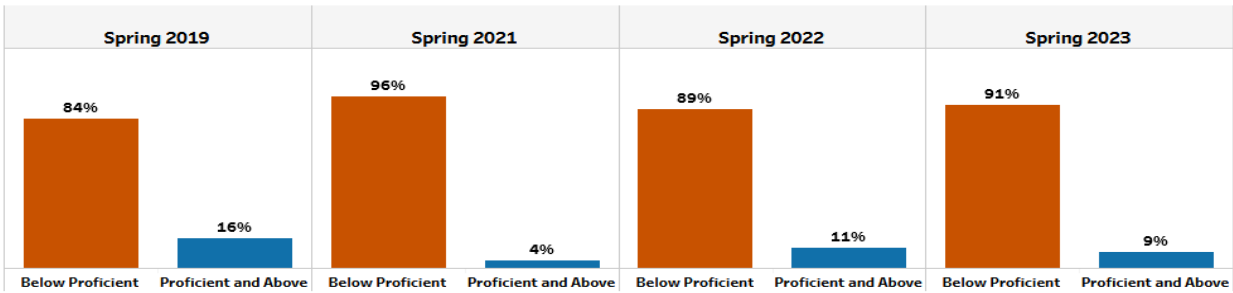
TFS - Too Few Students (Less than 10)

Milestones End-of-Grade (EOG)

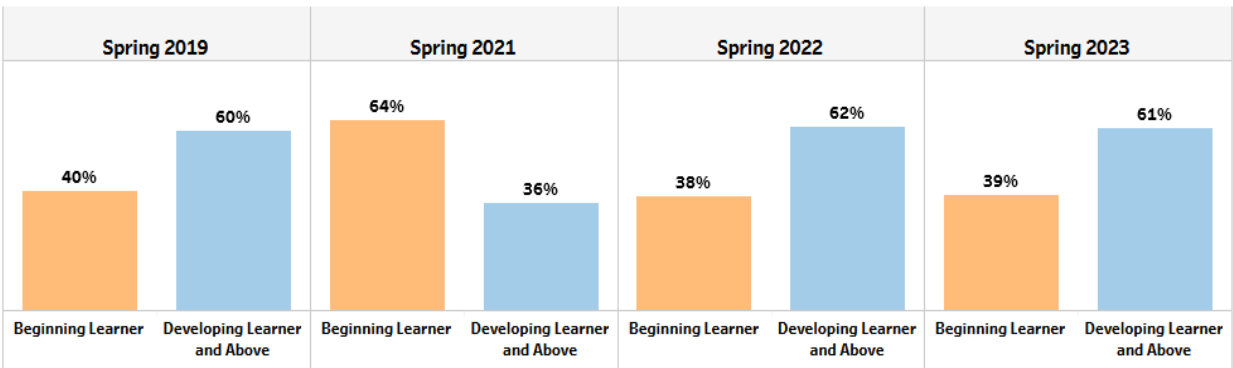
English / Language Arts



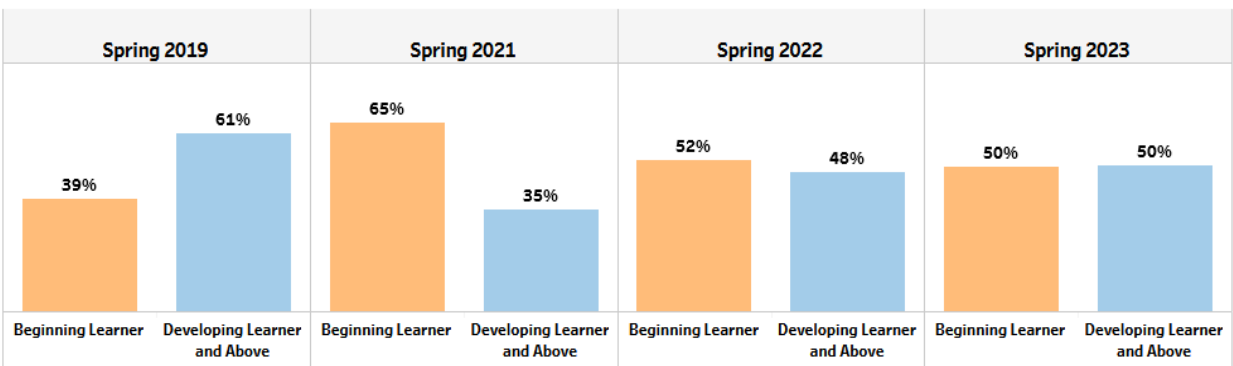
Mathematics

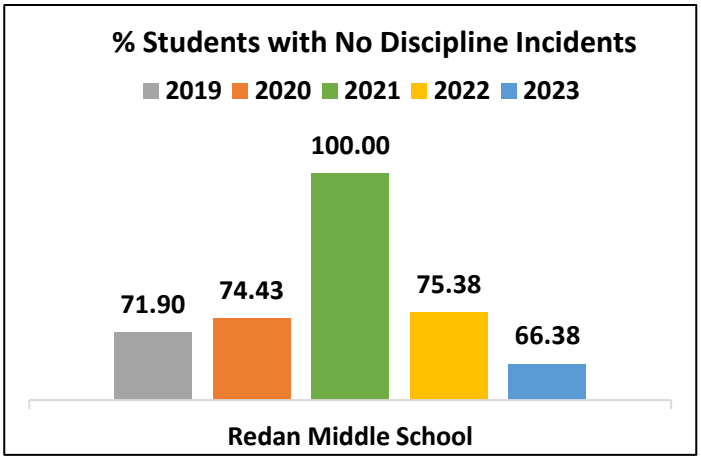
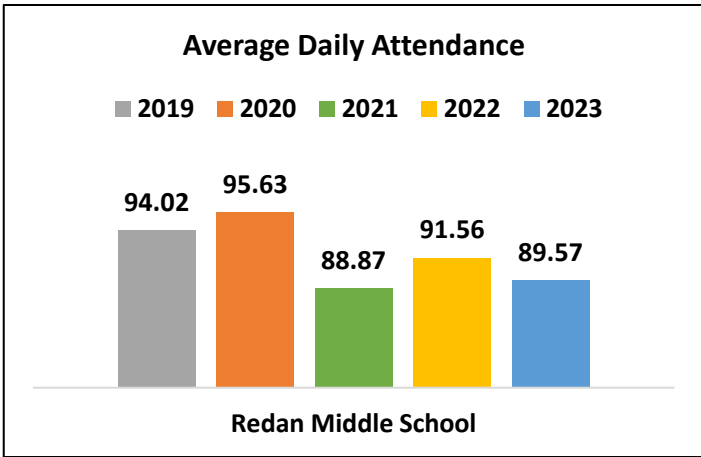


English / Language Arts



Mathematics





Redan Middle School

Student Demographic Summary

Active Students as of the Last Day of School

	All Students	Black	Hispanic	White	Asian/Pacific Islander	Multi-Racial	Native American/Alaskan Native
2023	670	690	40	TFS	6	15	TFS
2022	743	707	44	TFS	9	13	TFS
2021	762	681	50	TFS	10	15	TFS
2020	781	654	62	TFS	10	14	TFS
2019	762	579	58	TFS	9	15	TFS

TFS- Too Few Students (Less than 10)