

## Academic Highlights

- Percentage increases in content areas on GMAS
- 2022-2023 COVID-19 Mitigation \$20,000 grant awardee
- Increase proficiency in English Language Arts and Science
- GA DOE PBIS Recognized School

## Priority Areas and Improvement Strategies

- **Mathematics**
  - CRA Sequence of Instruction (Concrete-Representational-Abstract)
  - Georgia DOE Learning Plans
- **Literacy**
  - Structured Literacy
  - Interactive Read Aloud, Think Aloud & Shared Reading
- **Science**
  - Science 5E Instructional Model
- **School Climate & Culture**
  - PBIS

## School Performance

### GADOE College and Career Ready Performance Index (CCRPI) Scores

CCRPI scores were not available in 2020 and 2021

CCRPI COMPONENTS	2023	2022	2019	2018
<b>CONTENT MASTERY</b>	<b>41.6</b>	<b>38.9</b>	<b>55.8</b>	<b>47.5</b>
ENGLISH LANGUAGE ARTS	44.62	40.31	54.31	47.92
MATHEMATICS	40.17	40.57	60.21	50.62
SCIENCE	36.76	29.68	55.16	40.22
SOCIAL STUDIES	N/A	N/A	47.79	44.41
<b>PROGRESS</b>	<b>88.3</b>	<b>N/A</b>	<b>87.8</b>	<b>82.2</b>
ENGLISH LANGUAGE ARTS	92.63	N/A	86.12	80.95
MATHEMATICS	83.95	N/A	89.44	83.40
ENGLISH LEARNERS	TFS	TFS	TFS	TFS
<b>CLOSING GAPS</b>	<b>82.1</b>	<b>N/A</b>	<b>83.3</b>	<b>100.0</b>
<b>READINESS</b>	<b>73.4</b>	<b>64.4</b>	<b>77.0</b>	<b>75.0</b>
GRADE LEVEL READING/LITERACY	55.81	28.92	43.81	38.46
STUDENT ATTENDANCE	65.09	N/A	87.65	86.50
BEYOND THE CORE	99.33	99.86	99.47	100.00

TFS - Too Few Students (Less than 10)



**Princeton  
Elementary School**

## Mission

To educate and empower all students through a rigorous learning environment that promotes academic and social growth, strengthens collaborative partnerships among all stakeholders.

## Vision

Princeton Elementary is a nurturing, safe, and professional environment that supports the educational success, social, emotional, and physical development of all students through evidence and a standard based curriculum.

## School Leadership

**Principal**

**Dr. Adib Shakir**

**Assistant Principal**

**Dr. Latonia Massey-Hunter**

**Mr. Douglas Henry**

**Princeton Elementary School**

**1321 S. Deshon Road**

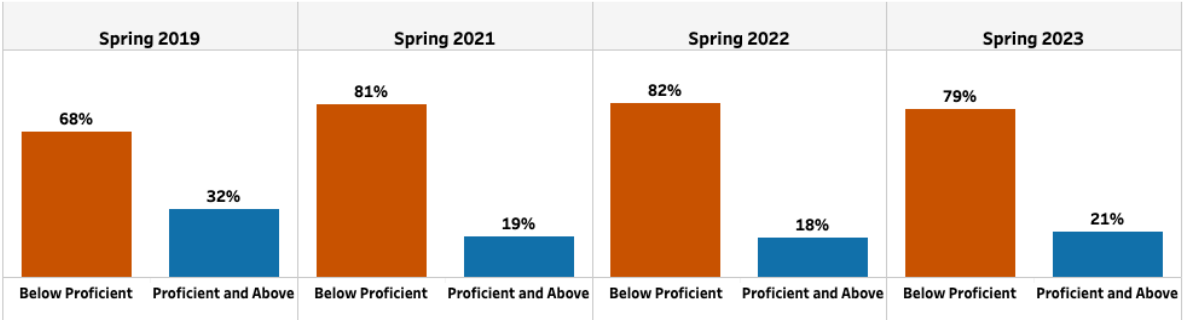
**Lithonia, GA 30058**

**(678) 875-3002**

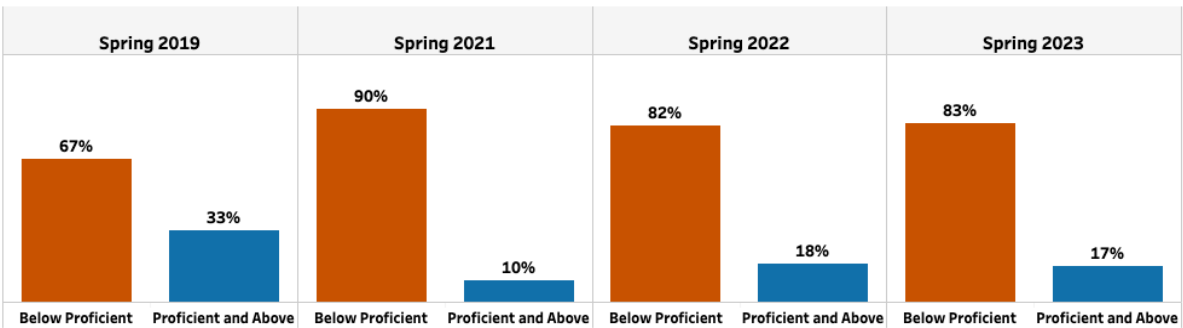
**[www.princetones.dekalb.k12.ga.us](http://www.princetones.dekalb.k12.ga.us)**

### Milestones End-of-Grade (EOG)

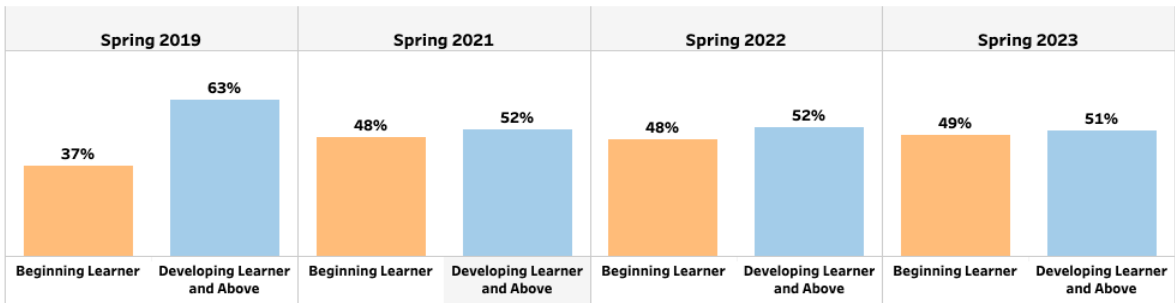
#### English / Language Arts



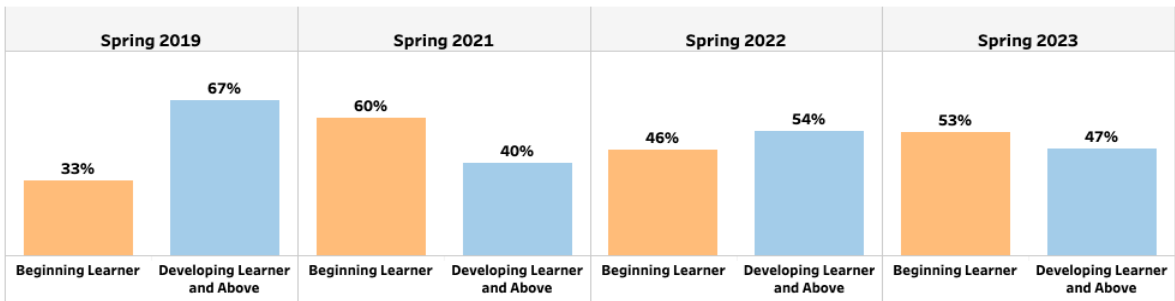
#### Mathematics



#### English / Language Arts

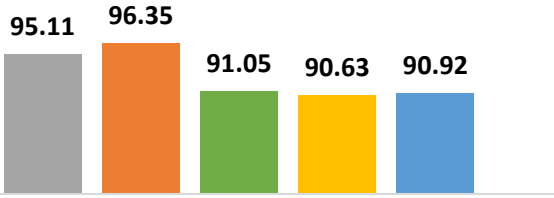


#### Mathematics



### Average Daily Attendance

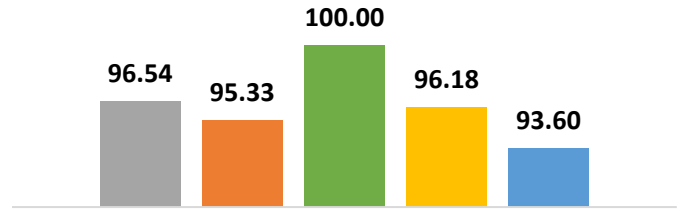
■ 2019 ■ 2020 ■ 2021 ■ 2022 ■ 2023



Princeton Elementary School

### % Students with No Discipline Incidents

■ 2019 ■ 2020 ■ 2021 ■ 2022 ■ 2023



Princeton Elementary School

Princeton Elementary School		Student Demographic Summary						Active Students as of the Last Day of School
	All Students	Black	Hispanic	White	Asian/Pacific Islander	Multi-Racial	Native American/Alaskan Native	
2023	768	704	44	TFS	0	20	TFS	
2022	750	682	45	TFS	1	23	TFS	
2021	725	644	54	TFS	3	17	TFS	
2020	761	670	43	TFS	7	19	TFS	
2019	776	677	62	TFS	7	18	TFS	

TFS – Too Few Students (Less than 10)