

Academic Highlights

- 2023 Pine Ridge selected as site for new School Based Health Clinic
- 2020, 2021 Title I Rewards School
- Pine Ridge is a Community Eligibility Provision (CEP) School



Pine Ridge
Elementary School

Mission

To educate all learners within a culture of high expectations, incorporating 21st century strategies and partnering with our community to develop the whole child.

Vision

Pine Ridge is an engaging educational environment that prepares global leaders.

Priority Areas and Improvement Strategies

- Literacy
 - ES Structured Literacy
 - Writer's Workshop
 - Growing Reader's Project
- Mathematics
 - Georgia's New K-12 Mathematics Standards Implementation
 - Practices supportive of students in subgroups

School Performance

GADOE College and Career Ready Performance Index (CCRPI) Scores

CCRPI scores were not available in 2020 and 2021

CCRPI COMPONENTS	2023	2022	2019	2018
CONTENT MASTERY	37.7	31.3	48.4	40.0
ENGLISH LANGUAGE ARTS	43.52	34.57	49.23	42.74
MATHEMATICS	34.92	28.61	50.21	42.58
SCIENCE	28.19	29.49	48.04	32.15
SOCIAL STUDIES	N/A	N/A	41.18	31.86
PROGRESS	75.5	N/A	97.3	78.8
ENGLISH LANGUAGE ARTS	78.98	N/A	94.11	79.10
MATHEMATICS	70.71	N/A	100.00+	73.68
ENGLISH LEARNERS	81.08	82.36	100.00+	100.00+
CLOSING GAPS	96.7	N/A	94.4	75.0
READINESS	74.4	62.3	75.1	70.9
GRADE LEVEL READING/LITERACY	53.82	25.93	40.78	28.42
STUDENT ATTENDANCE	70.08	N/A	84.57	84.16
BEYOND THE CORE	99.27	98.62	100.00	100.00

School Leadership

Principal

Ms. Lindsay Scott

Assistant Principal

Dr. Jill Adams

Pine Ridge Elementary School

750 Pine Ridge Drive

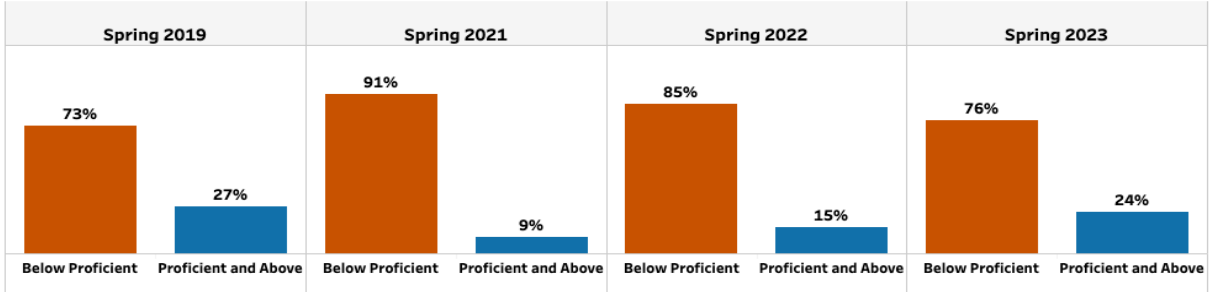
Stone Mountain, GA 30087

(678) 676-3402

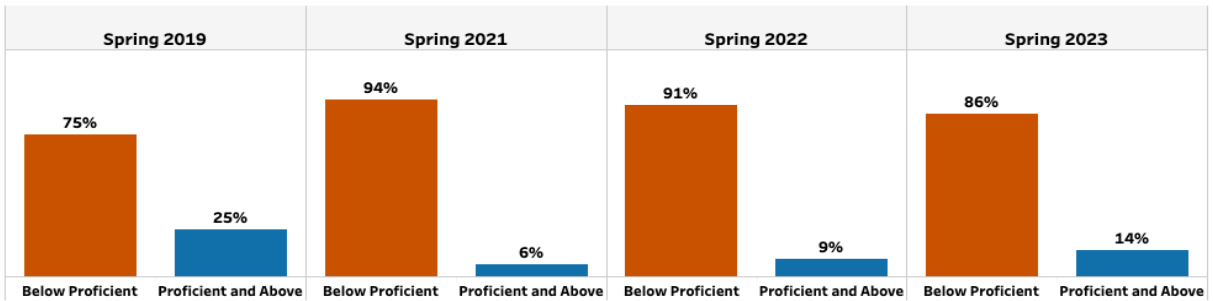
www.pineridgees.dekalb.k12.ga.us

Milestones End-of-Grade (EOG)

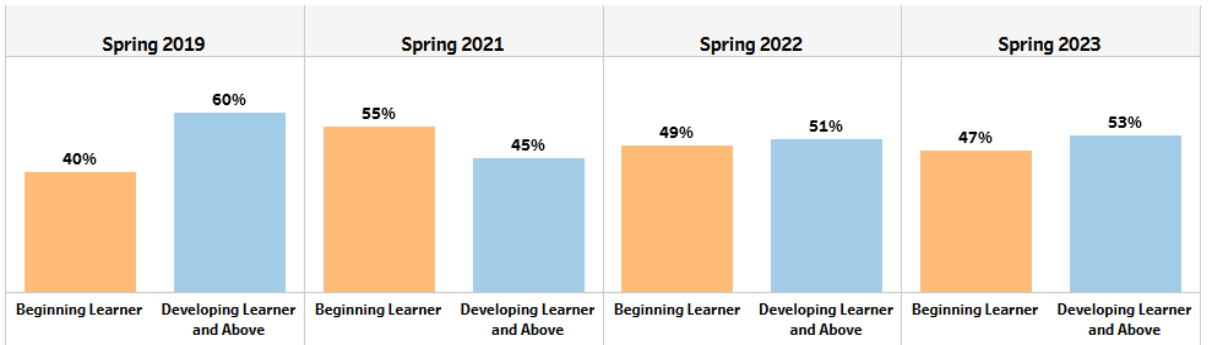
English / Language Arts



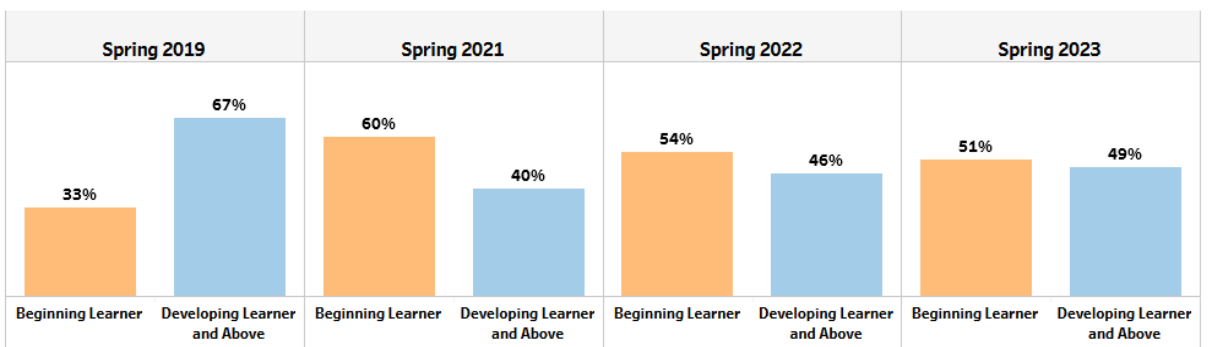
Mathematics

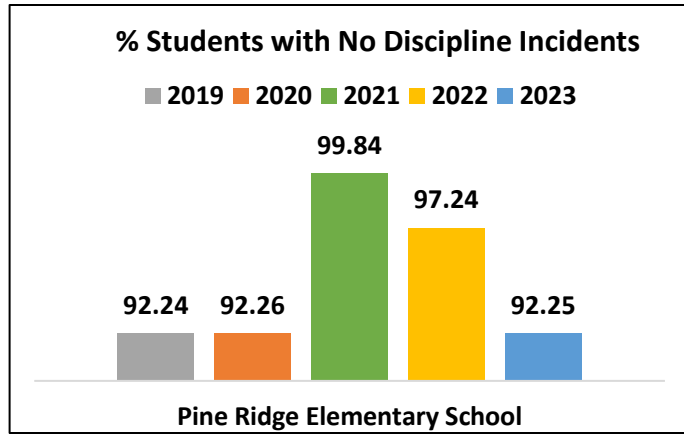
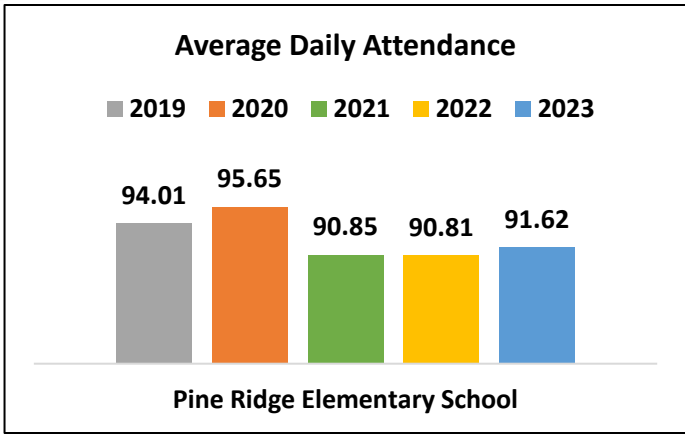


English / Language Arts



Mathematics





Pine Ridge Elementary Sch... ▾

Student Demographic Summary

Active Students as of the Last Day of School

	All Students	Black	Hispanic	White	Asian/Pacific Islander	Multi-Racial	Native American/Alaskan Native
2023	606	510	62	11	6	18	TFS
2022	569	503	57	TFS	6	TFS	TFS
2021	546	461	55	TFS	11	10	TFS
2020	585	455	77	TFS	18	TFS	TFS
2019	609	473	92	TFS	15	19	TFS

TFS – Too Few Students (Less than 10)