



**John Lewis
Elementary School**

Mission

To create a positive and high-quality educational experience where everyone feels encouraged, supported, connected and empowered as a result of our pledge to community, collaboration, and commitment to excellence!

Vision

To inspire high expectations and academic excellence for every learner through the implementation of strategic instructional models, active professional learning communities, and instrumental stakeholder engagement within our school.

School Leadership

**Principal
Dr. Renita McMillan**

**Assistant Principal
Dr. Frank Ortega**

**John Lewis Elementary School
2630 Skyland Drive
Atlanta, GA 30319
(678) 874-1502**

www.johnlewises.dekalb.k12.ga.us

Academic Highlights

- Significant increase in percentage of students reading on / above grade level
- Increase in percentage of students demonstrating mastery in English Language Arts
- 99.69% of students with no disciplinary infractions

Priority Areas and Improvement Strategies

- Mathematics
 - Math Workshop Instruction
- Language Arts
 - Literacy Workshop Instruction

School Performance

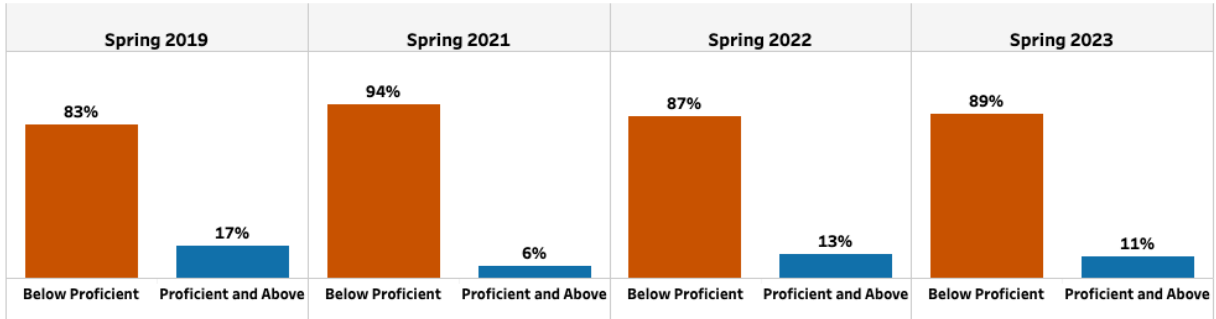
GADOE College and Career Ready Performance Index (CCRPI) Scores

CCRPI scores were not available in 2020 and 2021

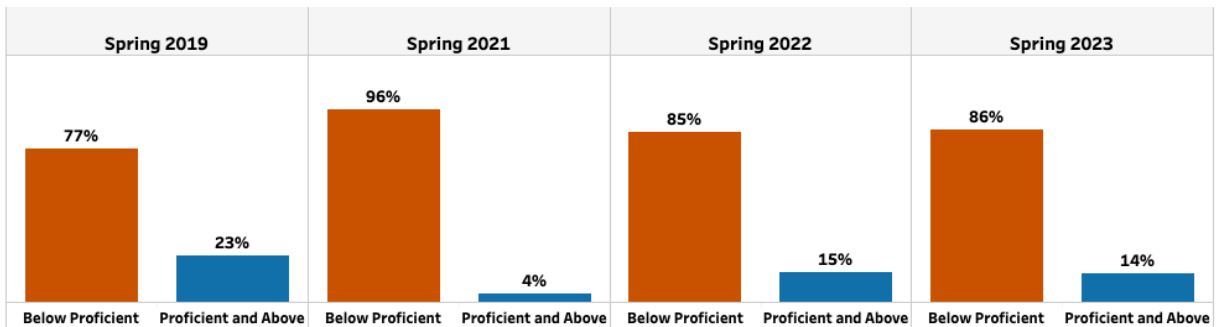
CCRPI COMPONENTS	2023	2022	2019	2018
CONTENT MASTERY	30.6	33.4	40.4	35.0
ENGLISH LANGUAGE ARTS	29.36	27.71	37.84	37.1
MATHEMATICS	38.28	39.71	48.11	41.46
SCIENCE	10.94	31.55	37.50	18.28
SOCIAL STUDIES	N/A	N/A	27.68	25.01
PROGRESS	73.2	N/A	96.1	86.4
ENGLISH LANGUAGE ARTS	71.53	N/A	91.95	85.26
MATHEMATICS	71.40	N/A	100.00+	84.44
ENGLISH LEARNERS	88.44	81.15	97.46	100.00+
CLOSING GAPS	25.0	N/A	88.9	46.9
READINESS	73.3	59.5	71.6	71.3
GRADE LEVEL READING/LITERACY	39.89	19.68	24.86	24.35
STUDENT ATTENDANCE	79.98	N/A	90.55	89.42
BEYOND THE CORE	100.00	99.37	99.45	100.00

Milestones End-of-Grade (EOG)

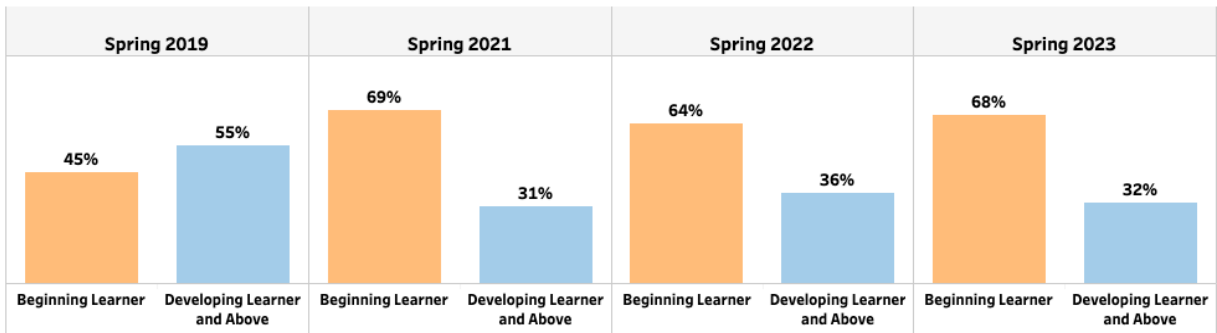
English / Language Arts



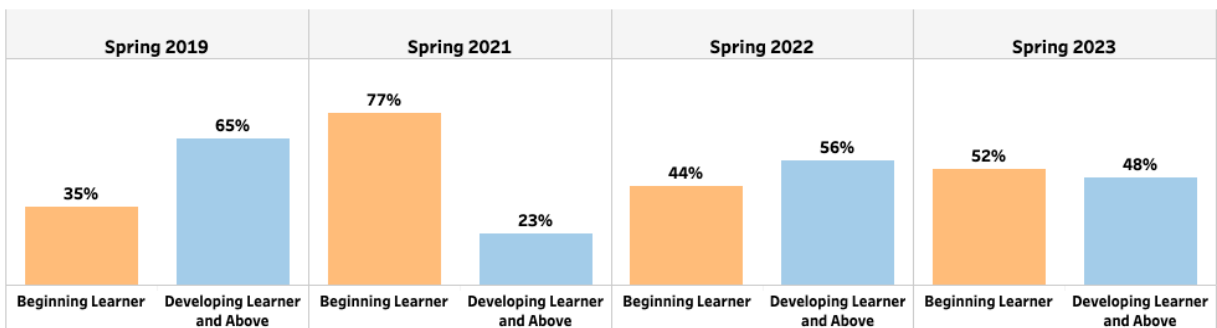
Mathematics



English / Language Arts

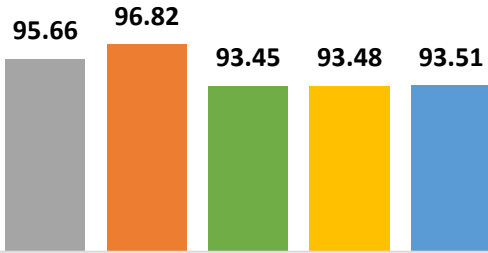


Mathematics



Average Daily Attendance

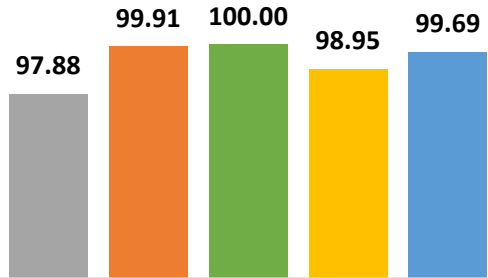
2019 2020 2021 2022 2023



John Robert Lewis Elementary School

% Students with No Discipline Incidents

2019 2020 2021 2022 2023



John Robert Lewis Elementary School

John Robert Lewis Element... ▾

Student Demographic Summary

Active Students as of the Last Day of School

	All Students	Black	Hispanic	White	Asian/Pacific Islander	Multi-Racial	Native American/Alaskan Native
2023	888	TFS	374	TFS	2	TFS	TFS
2022	850	34	935	13	18	TFS	TFS
2021	919	25	867	TFS	15	TFS	TFS
2020	1,008	33	787	11	14	TFS	TFS
2019	388	27	823	12	17	TFS	TFS

TFS – Too Few Students (Less than 10)