



DeKalb Alternative  
High School

### Mission

To foster a positive learning environment that offers opportunities to develop individual potential to become productive citizens.

### School Goal

The goal of DeKalb Alternative School is to develop the academic, social, and cognitive abilities of each student by addressing the social and emotional needs of our students.

We strive to develop in our students the lasting qualities of responsible citizenship: self-esteem, trust, self-discipline, and respect of others.

### School Leadership

Principal

Mr. Terrence Harvey

Assistant Principals

Dr. Quinton Morris

Dr. Lerlean Johnson

Dr. Robert Minter

DeKalb Alternative School  
5855 Memorial Drive  
Stone Mountain, GA 30083  
(678) 676-2302

[www.dekalbalt.dekalb.k12.ga.us](http://www.dekalbalt.dekalb.k12.ga.us)

## Academic Highlights

- 2023-2024 GaDOE Mathematics \$4,000 grant awardee
- 2021-2022 Metro RESA Mental Health Awareness Training \$2,000 grant awardee
- 2021-2022 COVID-19 Mitigation \$20,000 grant awardee

## Priority Areas and Improvement Strategies

- Math and Science
  - Marzano 6 step vocabulary
  - Poyla's Problem Solving
- English/Language Arts and Social Studies
  - Close Reading Strategies
  - Writing the DAS way
  - Marzano 6 step vocabulary
- School Climate
  - Restorative practices
  - PBIS

## School Performance

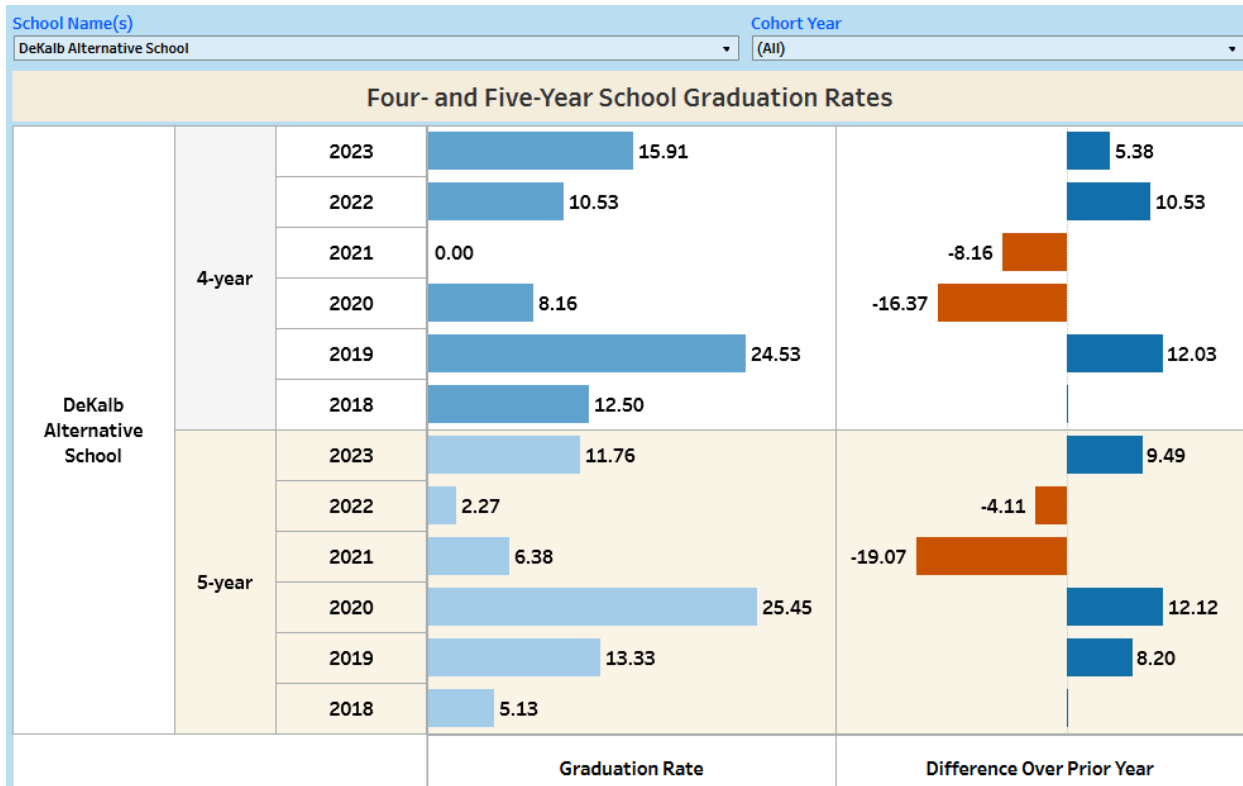
### GADOE College and Career Ready Performance Index (CCRPI) Scores

CCRPI scores were not available in 2020 and 2021

CCRPI COMPONENTS	2023	2022	2019	2018
<b>Middle School</b>				
<b>CONTENT MASTERY</b>	<b>11.1</b>	<b>5.6</b>	<b>15.6</b>	<b>TFS</b>
ENGLISH LANGUAGE ARTS	12.98	5.62	18.75	TFS
MATHEMATICS	9.25	TFS	12.50	TFS
SCIENCE	TFS	TFS	TFS	TF
SOCIAL STUDIES	TFS	TFS	TFS	TFS
<b>PROGRESS</b>	<b>49.4</b>	<b>N/A</b>	<b>TFS</b>	<b>TFS</b>
ENGLISH LANGUAGE ARTS	53.13	N/A	TFS	TFS
MATHEMATICS	50.01	N/A	TFS	TFS
ENGLISH LEARNERS	29.42	TFS	TFS	TFS
<b>CLOSING GAPS</b>	<b>100.0</b>	<b>N/A</b>	<b>N/A</b>	<b>N/A</b>
<b>READINESS</b>	<b>41.8</b>	<b>43.8</b>	<b>33.2</b>	<b>53.5</b>
GRADE LEVEL READING/LITERACY	22.22	5.88	18.75	TFS
STUDENT ATTENDANCE	27.36	N/A	10.43	30.13
BEYOND THE CORE	75.90	81.63	70.40	76.79

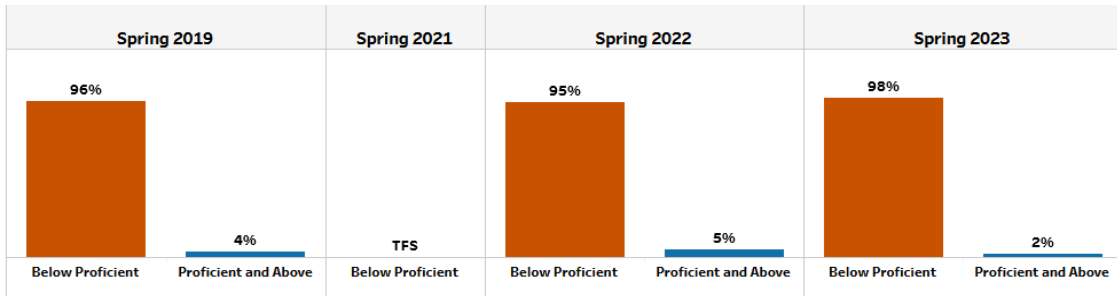
CCRPI COMPONENTS High School	2023	2022	2019	2018
<b>CONTENT MASTERY</b>	<b>10.4</b>	<b>5.9</b>	<b>19.9</b>	<b>12.8</b>
AMERICAN LITERATURE	18.76	TFS	24.67	20.00
ALGEBRA	TFS	TFS	18.19	12.82
BIOLOGY	2.05	TFS	9.34	4.84
U.S HISTORY	TFS	5.88	27.55	13.64
<b>PROGRESS</b>	<b>TFS</b>	<b>N/A</b>	<b>55.2</b>	<b>69.6</b>
ENGLISH LANGUAGE ARTS	N/A	N/A	55.23	72.42
MATHEMATICS	TFS	N/A	TFS	66.68
ENGLISH LEARNERS	TFS	TFS	TFS	TFS
<b>CLOSING GAPS</b>	<b>N/A</b>	<b>N/A</b>	<b>100.0</b>	<b>76.9</b>
<b>READINESS</b>	<b>23.2</b>	<b>TFS</b>	<b>18.2</b>	<b>17.3</b>
GRADE LEVEL READING/LITERACY	33.33	TFS	22.08	8.57
STUDENT ATTENDANCE	13.06	N/A	14.29	25.98
ACCELERATED ENROLLMENT	TFS	TFS	TFS	TFS
PATHWAY COMPLETION	TFS	TFS	TFS	TFS
COLLEGE AND CAREER READINESS	TFS	N/A	TFS	TFS

TFS - Too Few Students (Less than 10)

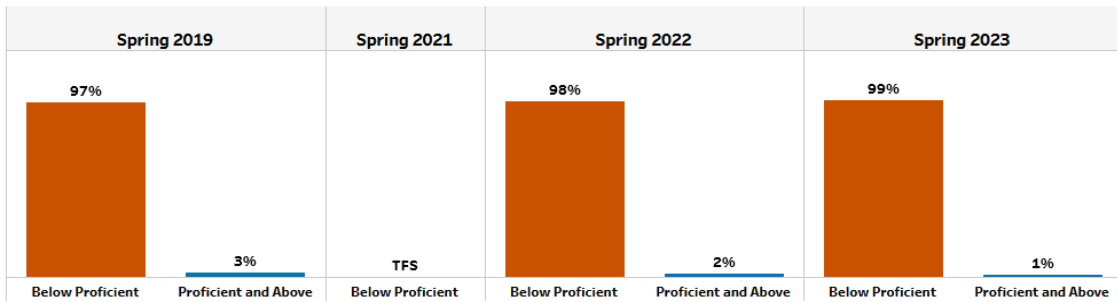


### Milestones End-of-Grade (EOG)

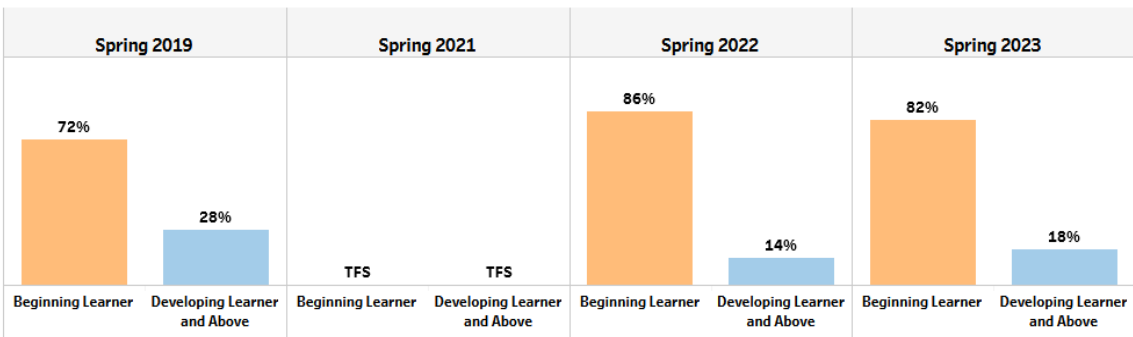
#### English / Language Arts



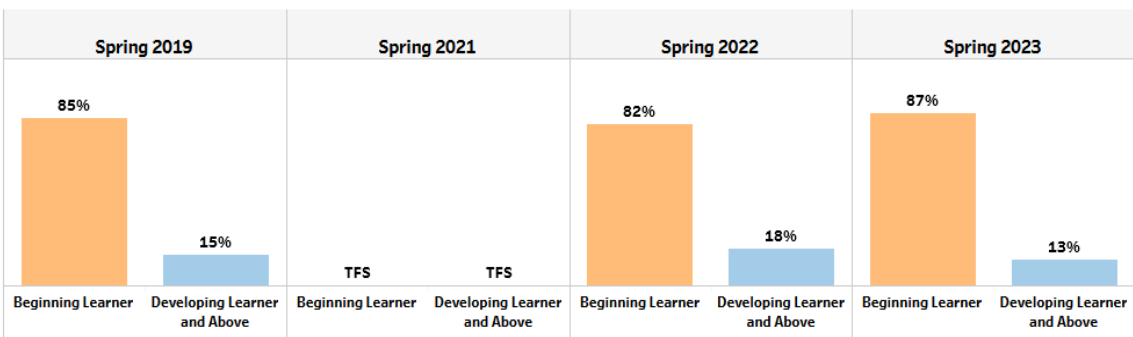
#### Mathematics



#### English / Language Arts

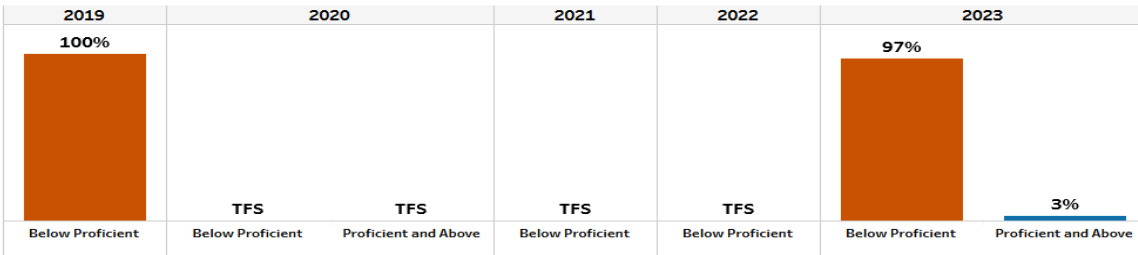


#### Mathematics

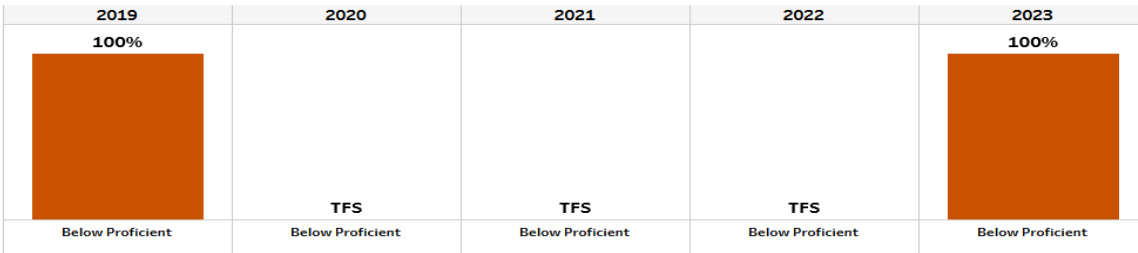


### Milestones End-of-Course (EOC) Winter and Spring


#### English / Language Arts (American Literature)




#### Mathematics (Algebra I & Coordinate Algebra)



#### English / Language Arts (American Literature)

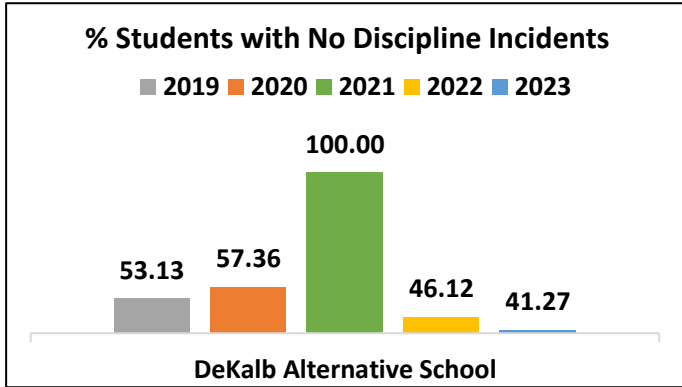
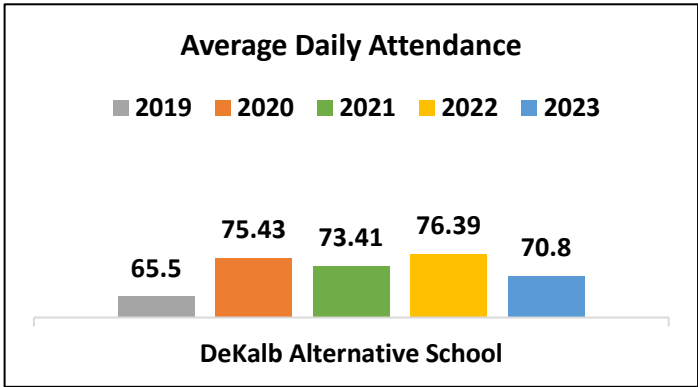


#### Mathematics (Algebra I & Coordinate Algebra)



Note: EOC English Language Arts data include 9th Grade Literature and American Literature; 2022 School year data only include American Literature & Composition. EOC Mathematics data include Algebra I, Coordinate Algebra, Geometry, and Analytic Geometry; 2022 school year data only include Algebra 1 & Coordinate Algebra. \*Too few SAT and ACT test takers to report results.





### SAT Scores (Senior Class)

Total Test Takers		Total Mean Score	
DeKalb Alternative School	3	Too Few Students	Too Few Students
	2019	2019	2020
			2
			2020

### Student Demographic Summary

Active Students as of the Last Day of School

	All Students	Black	Hispanic	White	Asian/Pacific Islander	Multi-Racial	Native American/Alaskan Native
2023	307	249	33	TFS	4	TFS	TFS
2022	300	216	35	TFS	4	TFS	TFS
2021	30	22	TFS	TFS	0	TFS	TFS
2020	261	242	49	TFS	3	TFS	TFS
2019	298	225	75	TFS	1	TFS	TFS

TFS – Too Few Students (Less than 10)