



Cedar Grove  
Middle School

## Mission

To prepare students for high school and productive citizenship through performance-based instruction.

## Vision

To establish and sustain a high performing culture that inspires our community of learners to achieve educational excellence.

## School Leadership

Principal

Mr. James Holloway

Assistant Principals

Ms. Patricia Wells

Ms. Imani Shakur

Mr. Jonathan Banks

Cedar Grove Middle School

2300 Wildcat Road

Decatur, GA 30034

(678) 874-4202

[www.cedargrovems.dekalb.k12.ga.us](http://www.cedargrovems.dekalb.k12.ga.us)

## Academic Highlights

- 2023-2024 GaDOE Mathematics \$3, 983 grant awardee
- 2023 GaDOE Recognized PBIS School
- SY 22-23 Our 8th Scholar won 1st Place for the Helen Ruffin Reading Bowl T-shirt Contest
- 2019-2020 GaDOE Metro RESA Mental \$4,482 grant awardee
- 7th Grade scholar/ published author of "Faith's Freckles"; Recognized by DCSD

## Priority Areas and Improvement Strategies

- Mathematics
  - Problem Based Learning (PBL)
- Literacy
  - Reading Across the Curriculum
  - Writing Across the Curriculum
- School Culture and Climate
  - Positive Behavior Intervention Supports (PBIS)

## School Performance

### GADOE College and Career Ready Performance Index (CCRPI) Scores

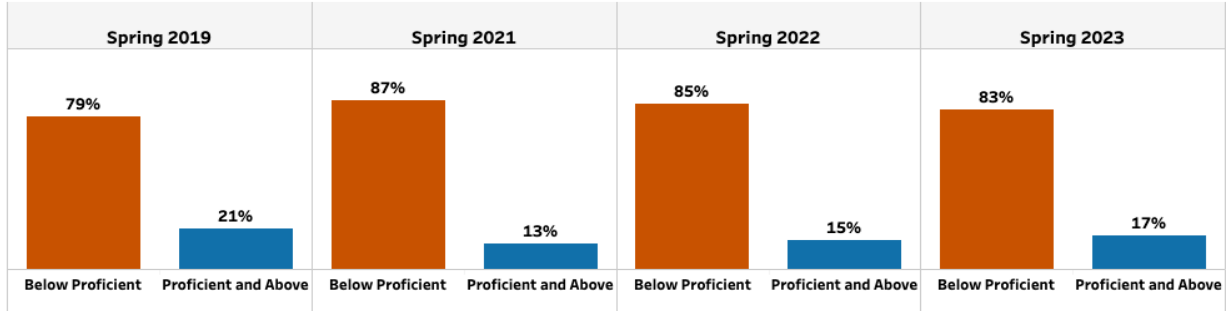
CCRPI scores were not available in 2020 and 2021

CCRPI COMPONENTS	2023	2022	2019	2018
<b>CONTENT MASTERY</b>	<b>34.7</b>	<b>28.7</b>	<b>39.7</b>	<b>37.6</b>
ENGLISH LANGUAGE ARTS	39.58	33.01	42.53	38.79
MATHEMATICS	34.73	26.77	39.57	40.09
SCIENCE	25.01	23.63	32.16	30.60
SOCIAL STUDIES	29.51	26.28	39.25	33.66
<b>PROGRESS</b>	<b>84.4</b>	<b>N/A</b>	<b>79.4</b>	<b>81.0</b>
ENGLISH LANGUAGE ARTS	87.52	N/A	80.54	75.21
MATHEMATICS	86.10	N/A	78.27	86.88
ENGLISH LEARNERS	62.51	TFS	TFS	TFS
<b>CLOSING GAPS</b>	<b>87.5</b>	<b>N/A</b>	<b>77.8</b>	<b>94.4</b>
<b>READINESS</b>	<b>72.6</b>	<b>64.1</b>	<b>73.0</b>	<b>72.7</b>
GRADE LEVEL READING/LITERACY	52.71	29.88	37.03	37.31
STUDENT ATTENDANCE	66.55	N/A	82.01	80.81
BEYOND THE CORE	98.45	98.25	100.00	99.87

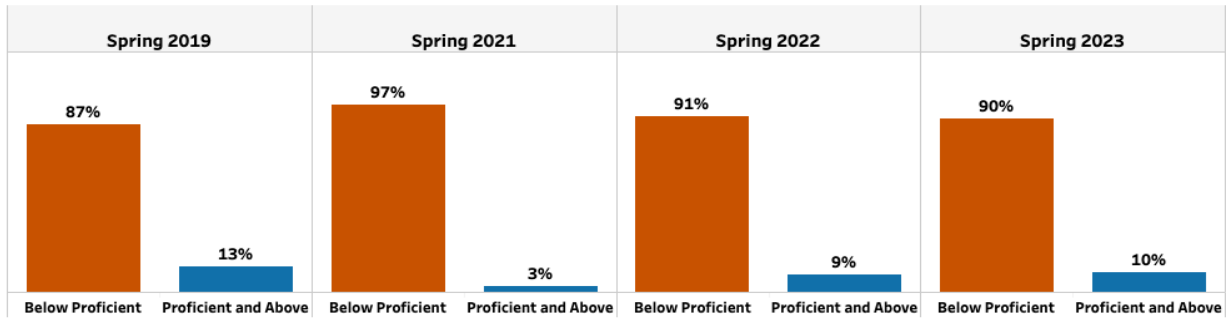
TFS - Too Few Students (Less than 10)

## Milestones End-of-Grade (EOG)

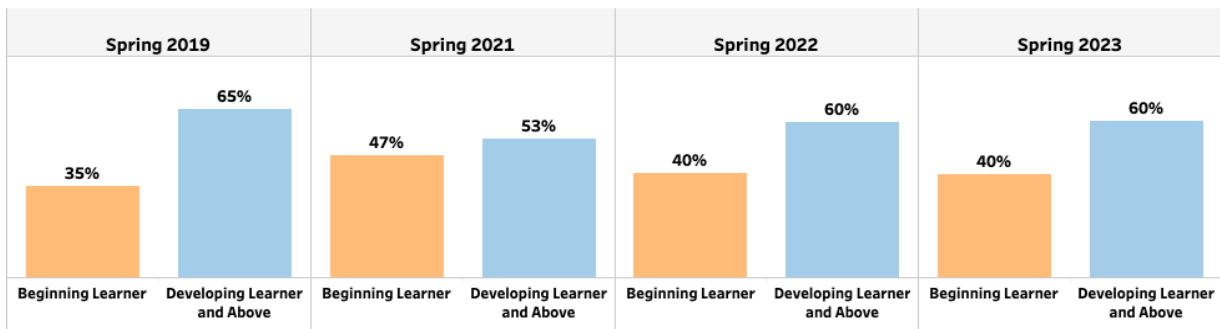
### English / Language Arts



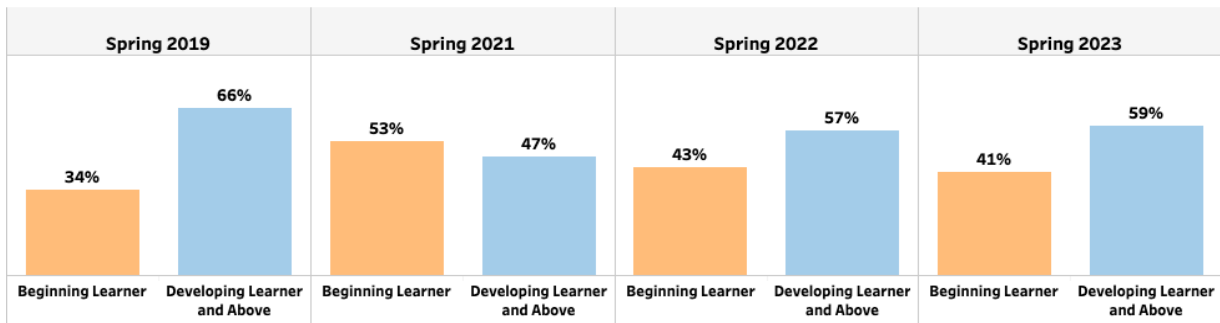
### Mathematics

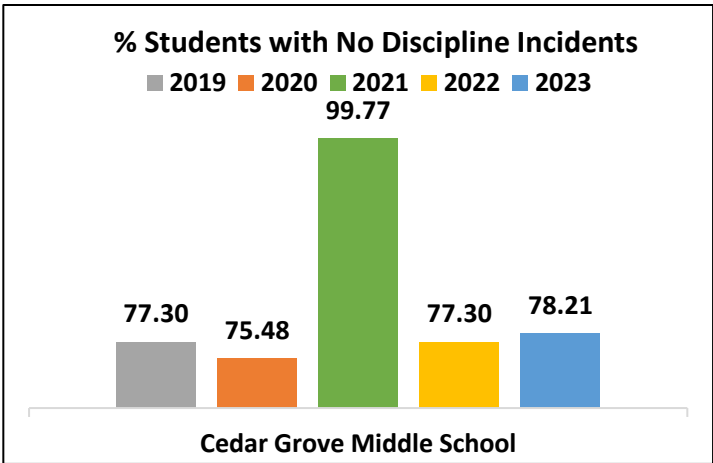
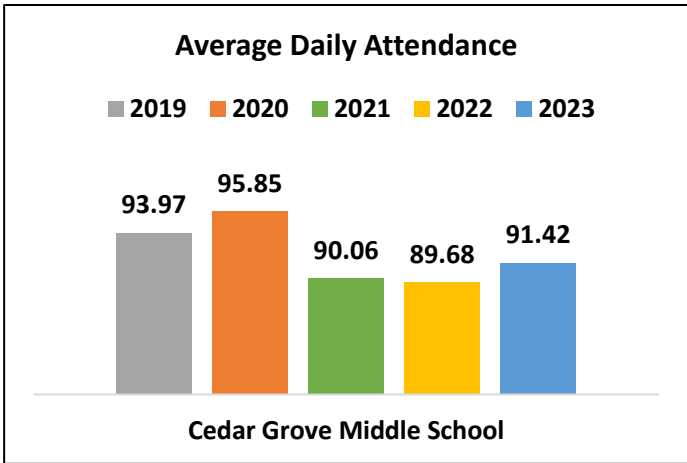


### English / Language Arts



### Mathematics





Cedar Grove Middle School

### Student Demographic Summary

Active Students as of the Last Day of School

	All Students	Black	Hispanic	White	Asian/Pacific Islander	Multi-Racial	Native American/Alaskan Native
2023	772	743	21	TFS	1	17	TFS
2022	800	783	25	TFS	2	12	TFS
2021	824	777	29	TFS	2	11	TFS
2020	829	749	30	TFS	3	16	TFS
2019	789	705	42	TFS	2	16	TFS

TFS - Too Few Students (Less than 10)