

Mission

To provide students with a quality educational foundation upon which they can build futures as productive and responsible citizens in the global community.

Vision

Every student is a lifelong learner through the collaboration of the home, school, and community.

School Leadership

Principal
 Dr. Keshier M. Smikle

Assistant Principal
 Mrs. Kia Dennis

Canby Lane Elementary School
 4150 Green Hawk Trail
 Decatur, GA 30035
 (678) 874-0202.

www.canbylancees.dekalb.k12.ga.us

Academic Highlights

- Beating the Odds Recognition
- Increased the number of scholars reading at or above Lexile in K-2
- 100% School Membership Participation PTA
- 2023-2024 GaDOE Mathematics \$4,000 grant awardee

Priority Areas and Improvement Strategies

- English Language Arts
 - Structured Literacy Framework
- Mathematics
 - Concrete-Representational-Abstract (CRA) Sequence of Instruction
- Culture/Climate: Attendance
 - 3-Tiered Attendance Intervention

School Performance

GADOE College and Career Ready Performance Index (CCRPI) Scores

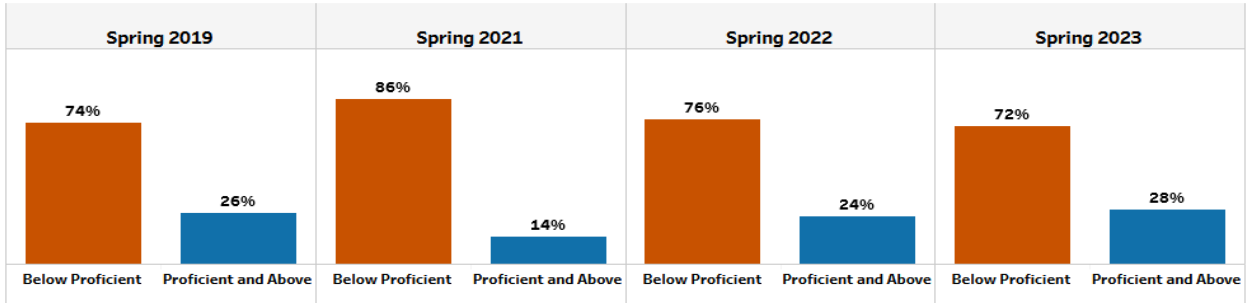
CCRPI scores were not available in 2020 and 2021

CCRPI COMPONENTS	2023	2022	2019	2018
CONTENT MASTERY	53.7	44.7	42.1	35.3
ENGLISH LANGUAGE ARTS	54.33	44.82	47.55	36.82
MATHEMATICS	51.35	39.89	35.49	36.83
SCIENCE	58.82	58.21	46.16	30.39
SOCIAL STUDIES	N/A	N/A	41.55	30.78
PROGRESS	95.9	N/A	95.3	91.6
ENGLISH LANGUAGE ARTS	95.92	N/A	100.00+	86.79
MATHEMATICS	95.87	N/A	90.57	94.64
ENGLISH LEARNERS	TFS	100.00+	TFS	100.00+
CLOSING GAPS	100.0	N/A	75.0	35.7
READINESS	74.2	67.3	71.1	66.8
GRADE LEVEL READING/LITERACY	64.86	35.43	32.73	25.33
STUDENT ATTENDANCE	57.89	N/A	81.25	75.41
BEYOND THE CORE	99.77	99.09	99.37	99.80

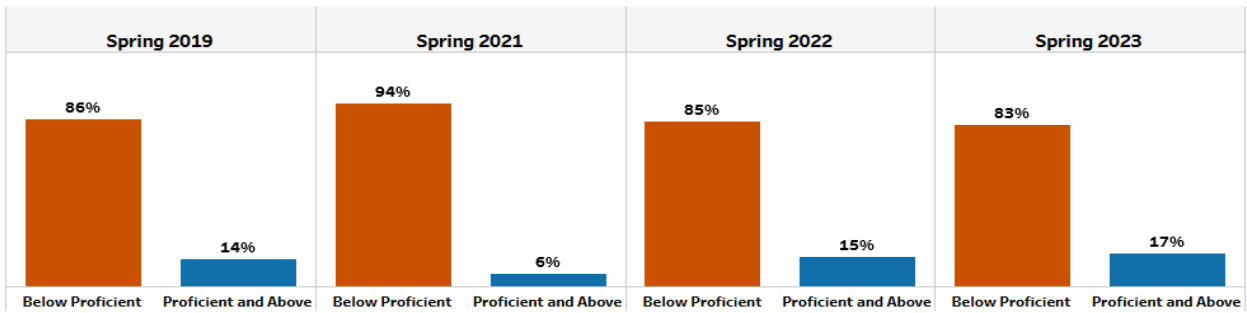
TFS - Too Few Students (Less than 10)

Milestones End-of-Grade (EOG)

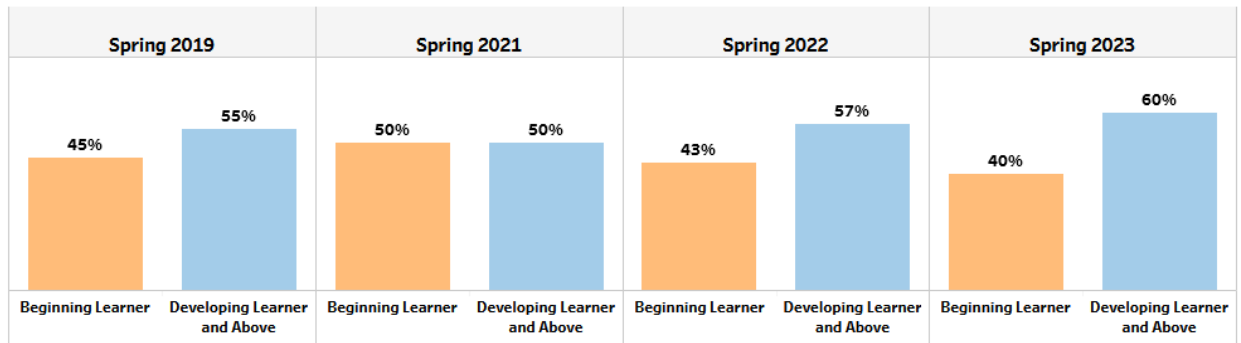
English / Language Arts



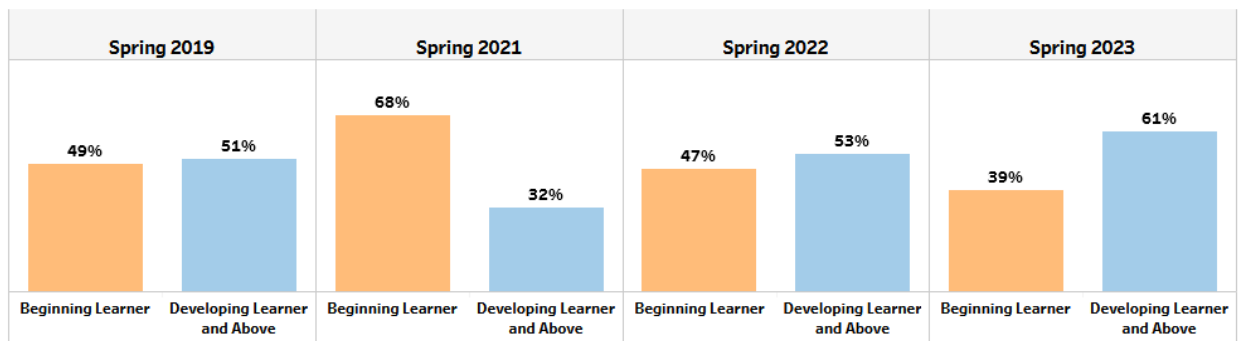
Mathematics



English / Language Arts

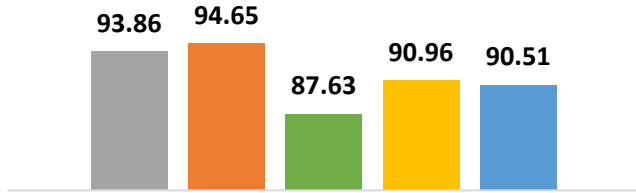


Mathematics



Average Daily Attendance

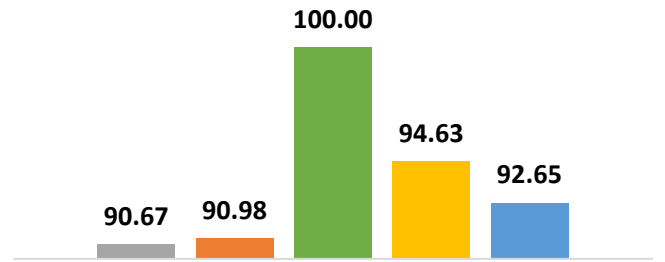
2019 2020 2021 2022 2023



Canby Lane Elementary School

% Students with No Discipline Incidents

2019 2020 2021 2022 2023



Canby Lane Elementary School

Canby Lane Elementary Sch...

Student Demographic Summary

Active Students as of the Last Day of School

	All Students	Black	Hispanic	White	Asian/Pacific Islander	Multi-Racial	Native American/Alaskan Native
2023	464	457	27	TFS	7	TFS	TFS
2022	465	489	36	TFS	9	TFS	TFS
2021	491	436	34	TFS	9	10	TFS
2020	545	389	41	TFS	11	20	TFS
2019	503	395	37	TFS	12	16	TFS

TFS – Too Few Students (Less than 10)