

Academic Highlights

- Fully accredited public charter school, with a middle school and a high school serving grades 6-12
- A commitment to the arts, including drama, music, and visual arts
- Academic rigor that is fully inclusive and supportive of various learning profiles
- Increase across all Content Mastery Subject areas in 2023
- CCRPI Readiness increased in 2023 and is the highest since 2018

Priority Areas and Improvement Strategies

- Literacy Levels
 - Common Literature & Reading Plus
 - Literacy Team
 - Professional Development on reading strategies

School Performance

GADOE College and Career Ready Performance Index (CCRPI) Scores

CCRPI scores were not available in 2020 and 2021

CCRPI COMPONENTS Middle School	2023	2022	2019	2018
CONTENT MASTERY	51.0	43.1	56.2	42.2
AMERICAN LITERATURE	54.22	52.36	62.18	44.85
ALGEBRA	47.90	41.74	53.49	45.89
BIOLOGY	38.89	26.32	42.68	28.57
U.S. HISTORY	62.50	36.36	60.00	37.15
PROGRESS	61.8	N/A	73.1	69.0
ENGLISH LANGUAGE ARTS	67.45	N/A	79.73	61.41
MATHEMATICS	56.20	N/A	66.50	76.64
ENGLISH LEARNERS	TFS	TFS	TFS	TFS
CLOSING GAPS	82.4	N/A	100.0	54.2
READINESS	84.5	75.4	83.4	78.5
GRADE LEVEL READING/LITERACY	66.20	50.78	57.89	45.36
STUDENT ATTENDANCE	87.16	N/A	92.24	90.09
BEYOND THE CORE	100.00	100.00	100.00	100.00

TFS Too Few Students (Less than 10)



**Tapestry Public
Charter School**

MISSION

To offer an inclusive, individualized learning environment that is academically engaging, both for neurotypical students and those on the autism spectrum, and to create a positive school culture that empowers all students to take possession of their innate talents and become creative builders of their own futures.

VISION

Tapestry provides a rigorous and enriching education for a neurodiverse student body in grades 6-12, thereby creating an inclusive, innovative, and replicable academic model.

SCHOOL LEADERSHIP

Head of School
Dr. Matthew Tyson

Assistant Principals
Dr. Nicole Allen
Ms. Maria Kepler
Ms. Karen Allen

Tapestry Public Charter School
3130 Raymond Dr
Atlanta, GA 30340
(470) 268-6403

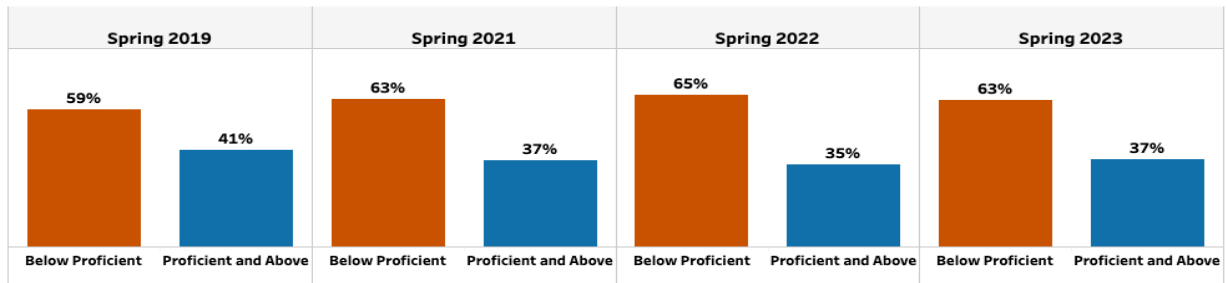
www.tapestrycharter.org

School Name(s)		Cohort Year		
Tapestry Public Charter School		(All)		
Four- and Five-Year School Graduation Rates				
Tapestry Public Charter School	4-year	2023	93.75	12.17
		2022	81.58	-12.17
		2021	93.75	7.54
		2020	86.21	-0.46
		2019	86.67	
	5-year	2023	84.21	-15.79
		2022	100.00	6.90
		2021	93.10	-0.23
		2020	93.33	N/A
		2019	TFS	N/A
		Graduation Rate	Difference Over Prior Year	

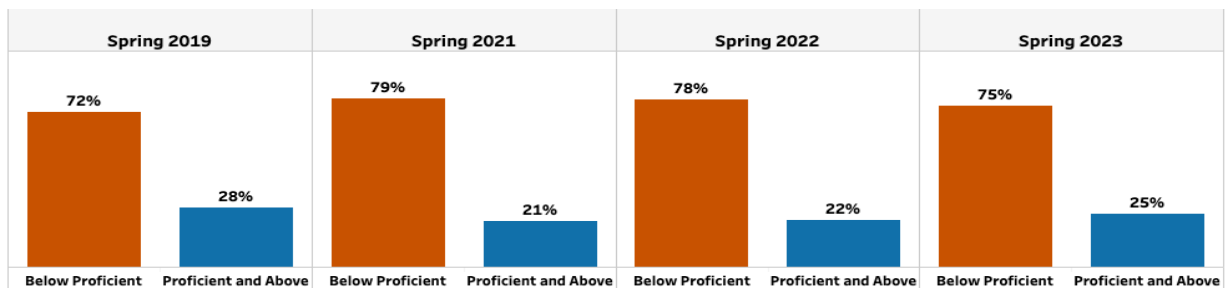
TAPESTRY PUBLIC CHARTER SCHOOL

Milestones End-of-Grade (EOG)

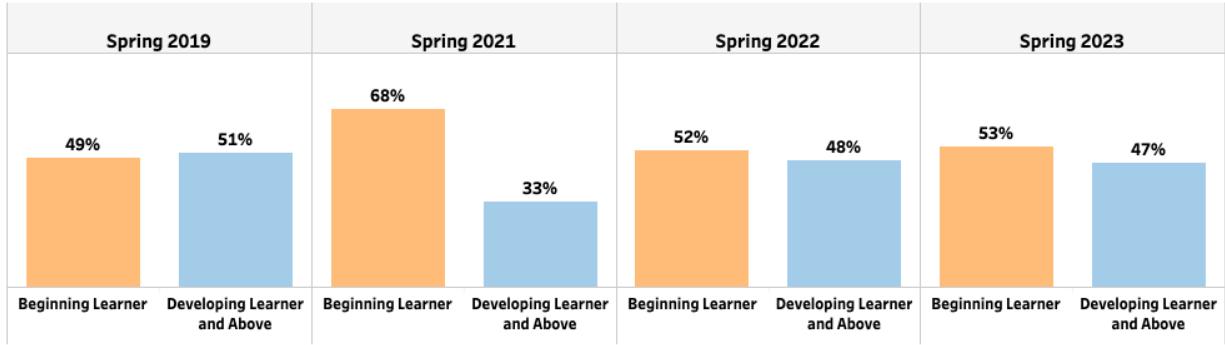
English / Language Arts



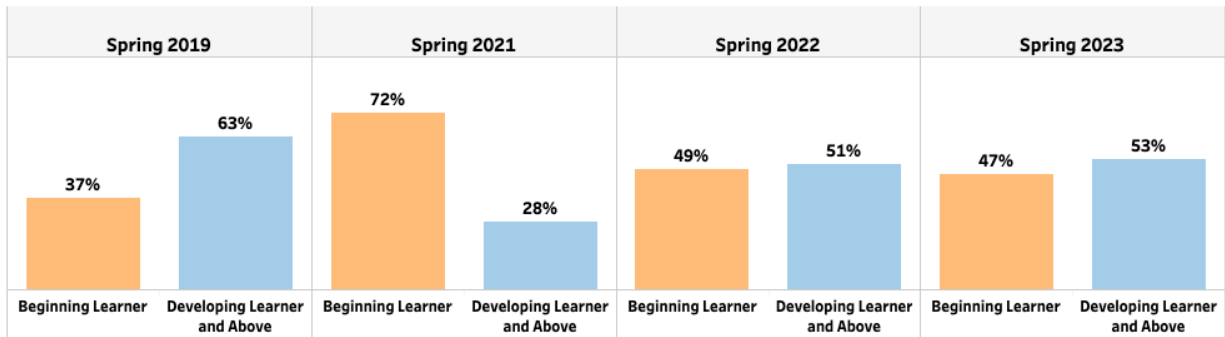
Mathematics



English / Language Arts



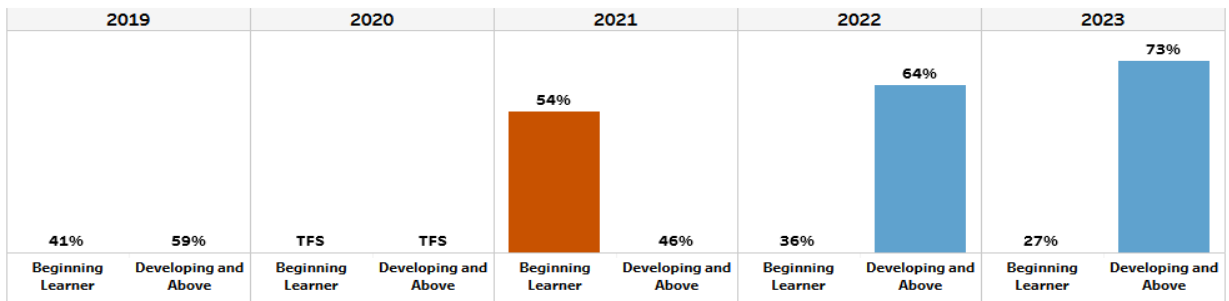
Mathematics



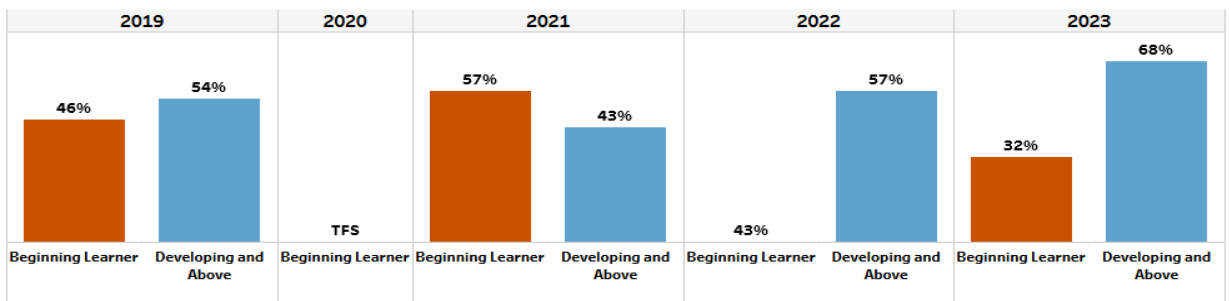
TAPESTRY PUBLIC CHARTER SCHOOL

Milestones End-of-Course (EOC) Winter and Spring

English / Language Arts (American Literature)



Mathematics (Algebra I & Coordinate Algebra)

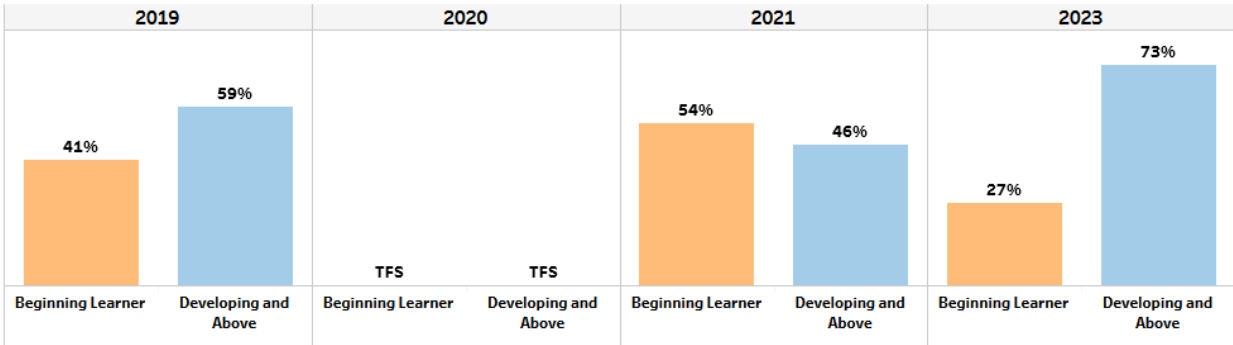


470.268.6403

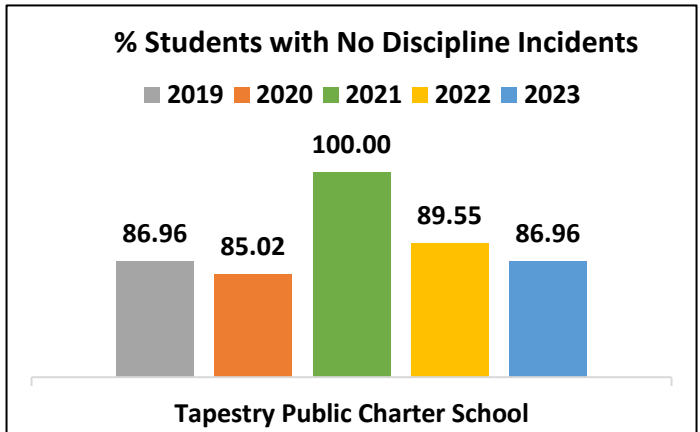
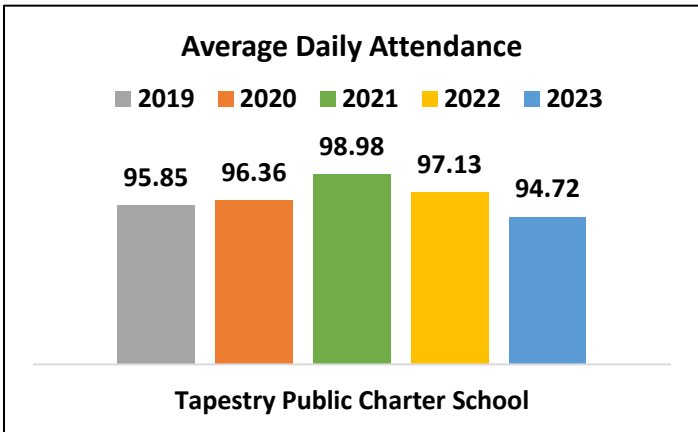
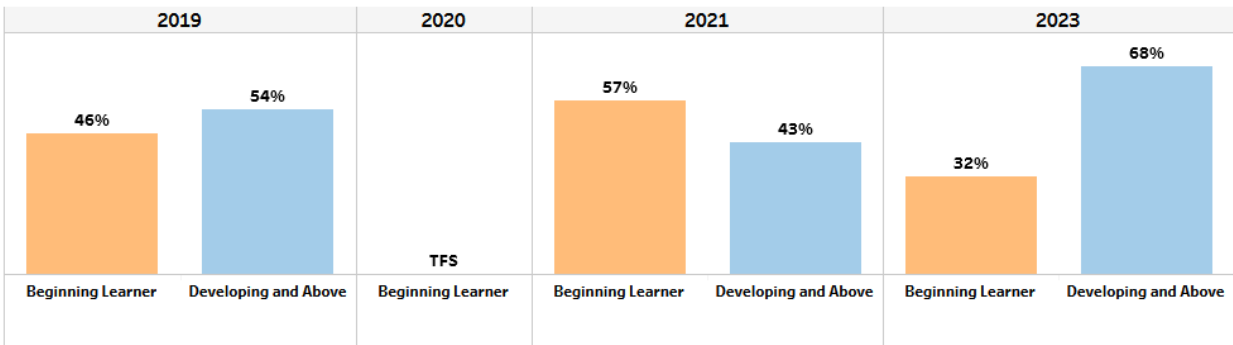
3130 Raymond Drive, Atlanta, GA 30340

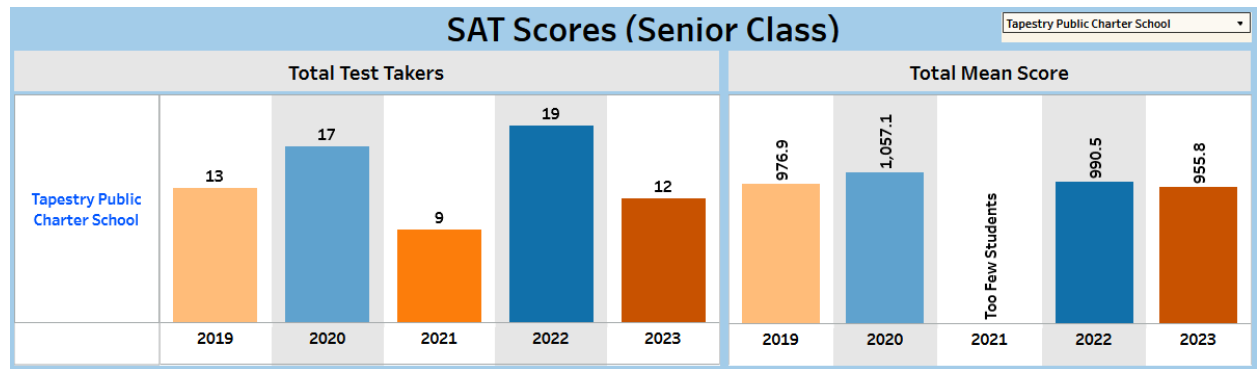
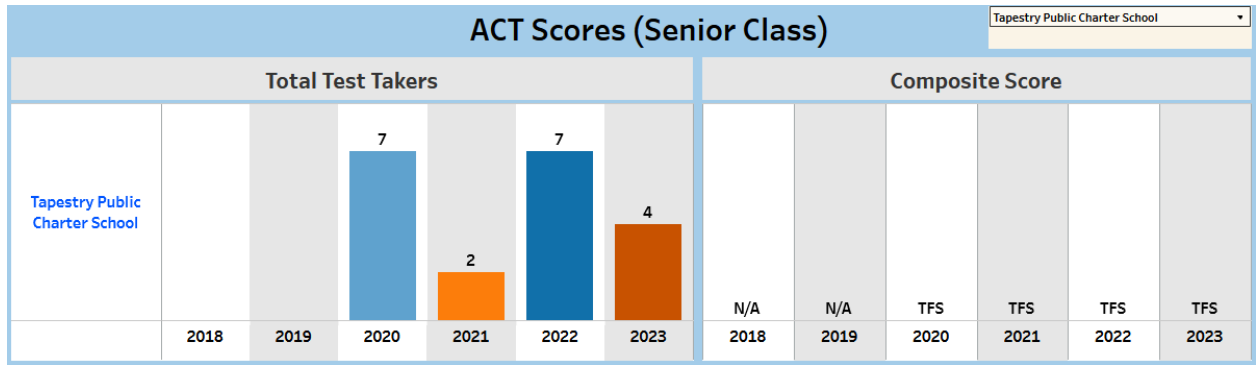
www.tapestrycharter.org

English / Language Arts (American Literature)



Mathematics (Algebra I & Coordinate Algebra)





Tapestry Public Charter Sch... | **Student Demographic Summary** | Active Students as of the Last Day of School

	All Students	Black	Hispanic	White	Asian/Pacific Islander	Multi-Racial	Native American/Alaskan Native
2023	290	85	37	111	3	TFS	TFS
2022	261	101	42	108	4	TFS	TFS
2021	251	95	39	107	5	TFS	TFS
2020	259	91	48	107	6	TFS	TFS
2019	240	85	64	126	5	10	TFS

TFS – Too Few Students (less than 10)

Note: EOC English Language Arts data include 9th Grade Literature and American Literature; 2022 School year data only include American Literature & Composition. EOC Mathematics data include Algebra I, Coordinate Algebra, Geometry, and Analytic Geometry; 2022 school year data only include Algebra 1 & Coordinate Algebra. *Too few SAT and ACT test takers to report results.