



**Stoneview
Elementary School**

Mission

To develop academic and social skills in our students for life-long achievement through home, school, and community collaboration.

Vision

To achieve excellence through the use of research-based instructional techniques supported by community and parental involvement.

School Leadership

Principal
Mrs. Cassandra Davis

Assistant Principals
Mr. Carlos Jackson
Mr. Johnny Potter

Stoneview Elementary School
2629 Huber Street
Lithonia, GA 30058
(678) 676-3202

www.stoneviewes.dekalb.k12.ga.us

Academic Highlights

- 2023 GaDOE Recognized PBIS Operational School
- Name Dekalb Innovative School
- 2023-2024 GaDOE Mathematics \$3,999 grant awardee
- 2023-2024 Graduates Ready to Attain Success in Postsecondary (GRASP) \$100,000 grant awardee
- 2022-2023 Awarded iReady Distinguished School 2022-2023
- Awarded Bully Free Distinguished School by DeKalb County School District

Priority Areas and Improvement Strategies

- Mathematics
 - 3 Read Protocol
 - Concrete-Representational-Abstract (CRA)
 - New K-12 Mathematics Standard Implementation/Tier II Tutorial
- English/Language Arts
 - Reader's Workshop
 - Writer's Workshop
 - English/Language Arts Tutorial
- Climate and Culture
 - Positive Behavior Interventions Supports (PBIS)

School Performance

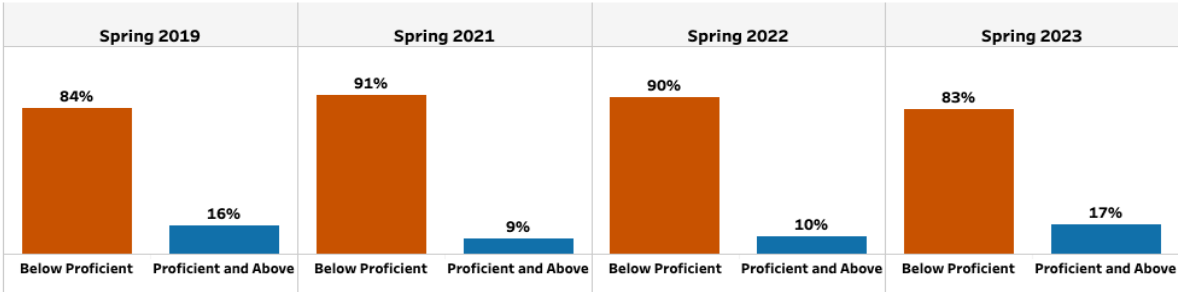
GADOE College and Career Ready Performance Index (CCRPI) Scores

CCRPI scores were not available in 2020 and 2021

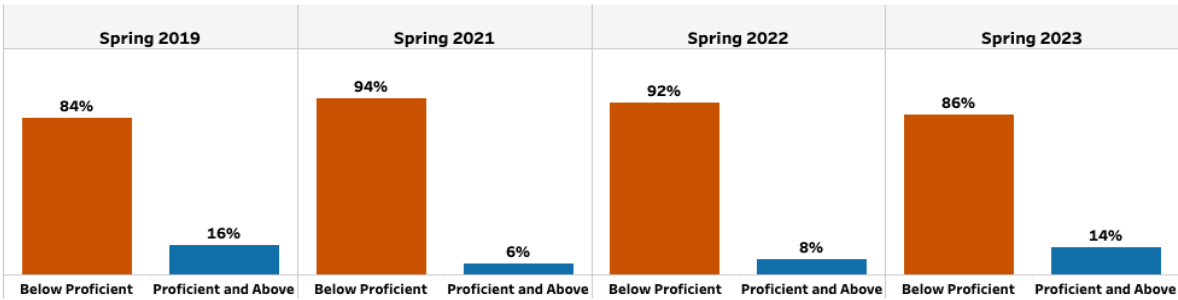
CCRPI COMPONENTS	2023	2022	2019	2018
CONTENT MASTERY	34.0	22.7	31.1	22.4
ENGLISH LANGUAGE ARTS	36.17	24.87	32.93	25.83
MATHEMATICS	33.73	22.19	33.85	25.08
SCIENCE	27.96	17.80	22.86	11.20
SOCIAL STUDIES	N/A	N/A	25.81	15.04
PROGRESS	90.3	N/A	78.0	66.2
ENGLISH LANGUAGE ARTS	88.14	N/A	78.04	75.62
MATHEMATICS	90.23	N/A	75.89	51.97
ENGLISH LEARNERS	100.00+	100.00+	86.85	88.25
CLOSING GAPS	100.0	N/A	100.0	22.2
READINESS	69.3	57.9	68.0	65.5
GRADE LEVEL READING/LITERACY	45.53	15.86	27.95	20.60
STUDENT ATTENDANCE	62.53	N/A	76.17	75.83
BEYOND THE CORE	99.87	99.87	100.00	100.00

Milestones End-of-Grade (EOG)

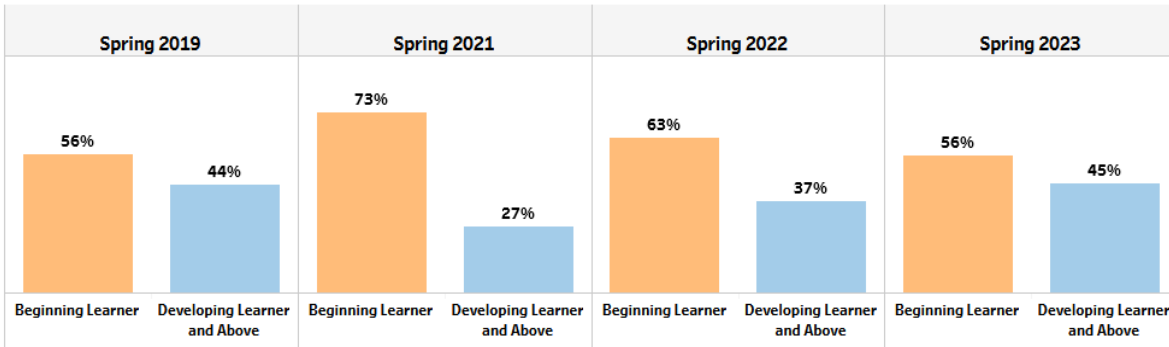
English / Language Arts



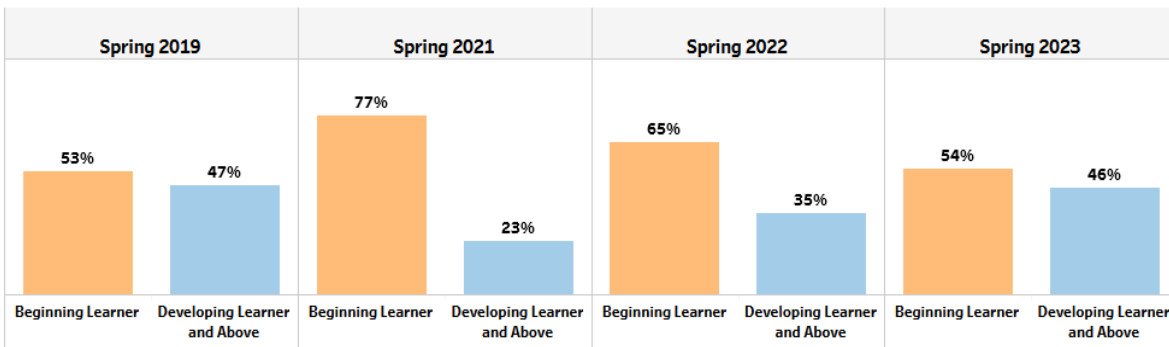
Mathematics



English / Language Arts

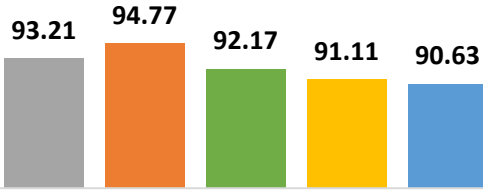


Mathematics



Average Daily Attendance

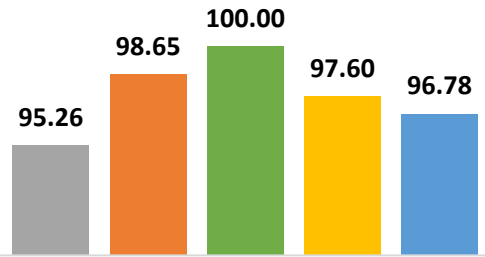
■ 2019 ■ 2020 ■ 2021 ■ 2022 ■ 2023



Stoneview Elementary School

% Students with No Discipline Incidents

■ 2019 ■ 2020 ■ 2021 ■ 2022 ■ 2023



Stoneview Elementary School

Stoneview Elementary Sch... ▾

Student Demographic Summary

Active Students as of the Last Day of School

	All Students	Black	Hispanic	White	Asian/Pacific Islander	Multi-Racial	Native American/Alaskan Native
2023	812	715	66	TFS	5	18	TFS
2022	804	728	85	TFS	7	18	TFS
2021	777	669	75	TFS	6	24	TFS
2020	844	696	68	TFS	5	28	TFS
2019	808	701	76	TFS	4	21	TFS

TFS – Too Few Students (Less than 10)