

Academic Highlights

- PBIS Operational School
- 2023 Outperformed district in 5th grade Lexiles
- 2023-2024 GaDOE Social Studies & Math \$2,000 grant awardee
- Consistent Discipline Decrease: 2019 (168) to 2023 (64)
- Students co-designed/built park with Mayor of Stone Mountain, Zoom, and Kaboom

Priority Areas and Improvement Strategies

- MTSS Implementation (Literacy & Numeracy)
 - Implement the MTSS framework with Fidelity and Efficacy
 - Structured workweek focused on data analysis collaborative planning
- Student Attendance/PBIS/SEL
 - Improve Attendance/PBIS/Social Emotional Learning
 - Teacher Morale & Attendance

School Performance

GADOE College and Career Ready Performance Index (CCRPI) Scores

CCRPI scores were not available in 2020 and 2021

CCRPI COMPONENTS	2023	2022	2019	2018
CONTENT MASTERY	32.7	23.5	37.9	31.1
ENGLISH LANGUAGE ARTS	33.53	25.11	39.05	30.12
MATHEMATICS	34.04	25.55	32.54	34.22
SCIENCE	25.84	12.57	47.66	26.16
SOCIAL STUDIES	N/A	N/A	40.64	30.01
PROGRESS	75.4	N/A	79.8	84.0
ENGLISH LANGUAGE ARTS	82.97	N/A	89.40	82.90
MATHEMATICS	67.78	N/A	65.65	81.54
ENGLISH LEARNERS	TFS	TFS	100.00+	100.00+
CLOSING GAPS	100.0	N/A	77.8	77.8
READINESS	67.0	57.6	64.5	68.1
GRADE LEVEL READING/LITERACY	46.11	19.28	27.05	22.47
STUDENT ATTENDANCE	55.07	N/A	80.33	81.87
BEYOND THE CORE	99.75	95.84	86.20	100.00

TFS - Too Few Students (Less than 10)



Stone Mountain
Elementary School

Mission

To teach the total child within a collaborative effort between home, school, and community to ensure academic success in a safe and nurturing learning environment.

Vision

Empowering scholars and cultivating leaders to exceed academic expectations by achieving goals, being responsible, resourceful, and respectful.

School Leadership

Principal

Ms. Natasha Hendricks

Assistant Principal

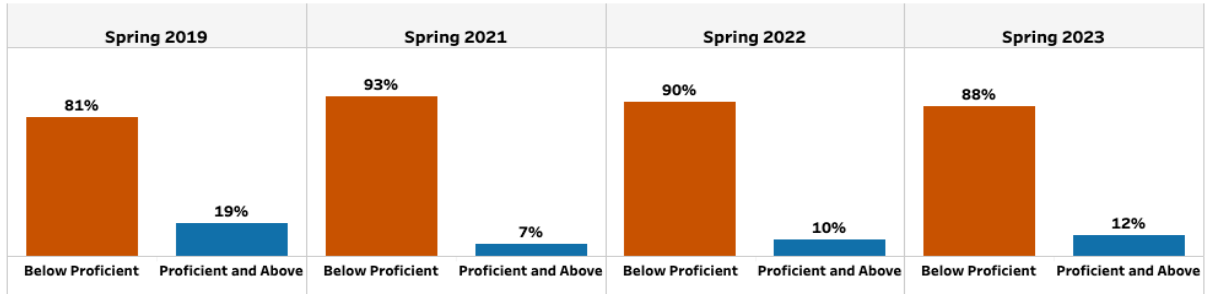
Ms. Tonia Stephens

Stone Mountain Elementary School
 6720 James B. Rivers Drive
 Stone Mountain, GA 30083
 (678) 676-4702

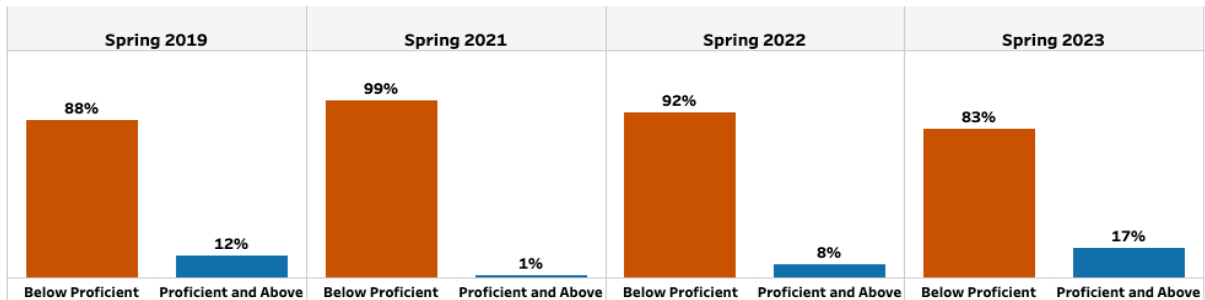
www.stonemountaines.dekalb.k12.ga.us

Milestones End-of-Grade (EOG)

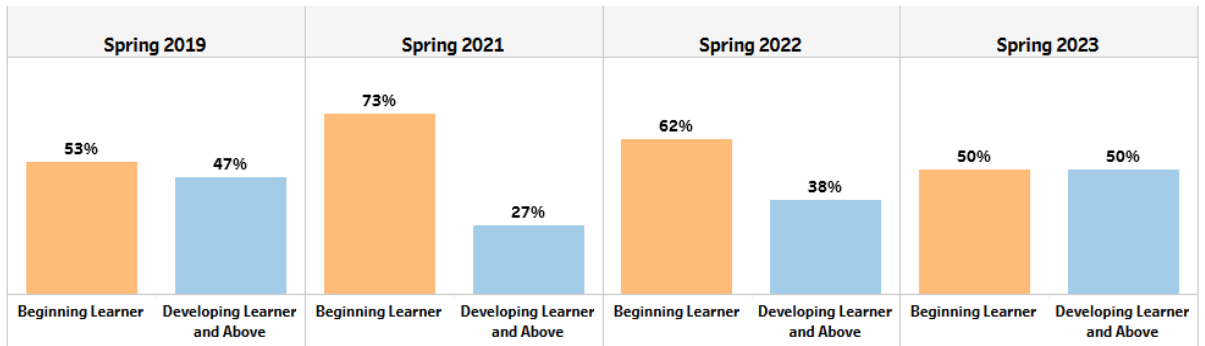
English / Language Arts



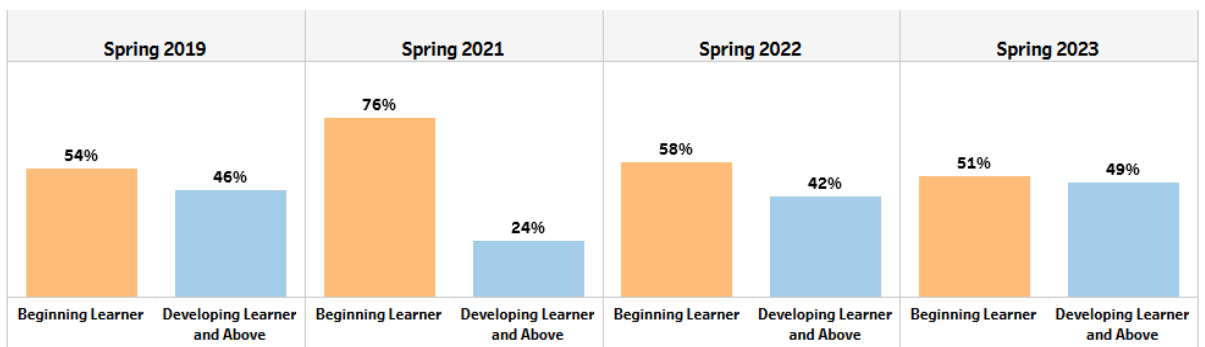
Mathematics



English / Language Arts

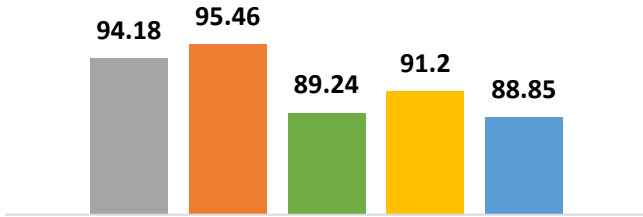


Mathematics



Average Daily Attendance

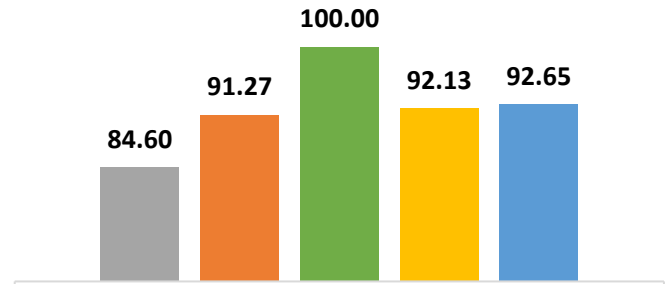
■ 2019 ■ 2020 ■ 2021 ■ 2022 ■ 2023



Stone Mountain Elementary School

% Students with No Discipline Incidents

■ 2019 ■ 2020 ■ 2021 ■ 2022 ■ 2023



Stone Mountain Elementary School

Stone Mountain Elementar...		Student Demographic Summary						Active Students as of the Last Day of School
	All Students	Black	Hispanic	White	Asian/Pacific Islander	Multi-Racial	Native American/Alaskan Native	
2023	420	436	42	10	10	19	TFS	
2022	452	426	41	13	13	17	TFS	
2021	452	372	37	10	17	13	TFS	
2020	513	363	45	TFS	15	16	TFS	
2019	521	350	36	TFS	20	TFS	TFS	

TFS – Too Few Students (Less than 10)