

## Academic Highlights

- Increase proficiency in English Language Arts, Mathematics, Science & Social Studies Content Mastery
- Earned 100% for 2023 Closing Gaps by meeting all English Language Arts, Mathematics, Science & Social Studies targets
- Highest growth on I-Ready Reading Diagnostic in the District

## Priority Areas and Improvement Strategies

- Literacy
  - Close Reading
  - Writing Instruction
- Mathematics
  - UPS Strategies
  - Math Tools (Double Dose)
- School Climate
  - Positive Intervention Strategies/ SEL Strategies
- Science and Social Studies
  - Use of Inquiry Models and Project Based Learning

## School Performance

### GADOE College and Career Ready Performance Index (CCRPI) Scores

CCRPI scores were not available in 2020 and 2021

| CCRPI COMPONENTS             | 2023         | 2022        | 2019        | 2018        |
|------------------------------|--------------|-------------|-------------|-------------|
| <b>CONTENT MASTERY</b>       | <b>47.6</b>  | <b>38.9</b> | <b>45.9</b> | <b>42.9</b> |
| ENGLISH LANGUAGE ARTS        | 54.79        | 47.69       | 51.22       | 44.33       |
| MATHEMATICS                  | 46.02        | 35.48       | 45.41       | 42.60       |
| SCIENCE                      | 33.65        | 31.18       | 35.09       | 36.97       |
| SOCIAL STUDIES               | 44.92        | 30.84       | 42.18       | 45.68       |
| <b>PROGRESS</b>              | <b>93.4</b>  | <b>N/A</b>  | <b>83.4</b> | <b>77.6</b> |
| ENGLISH LANGUAGE ARTS        | 98.15        | N/A         | 85.41       | 74.21       |
| MATHEMATICS                  | 98.64        | N/A         | 81.38       | 80.98       |
| ENGLISH LEARNERS             | 48.21        | 41.09       | TFS         | TFS         |
| <b>CLOSING GAPS</b>          | <b>100.0</b> | <b>N/A</b>  | <b>63.6</b> | <b>27.5</b> |
| <b>READINESS</b>             | <b>81.7</b>  | <b>70.9</b> | <b>79.0</b> | <b>77.0</b> |
| GRADE LEVEL READING/LITERACY | 66.26        | 41.88       | 47.01       | 42.46       |
| STUDENT ATTENDANCE           | 78.85        | N/A         | 90.00       | 88.79       |
| BEYOND THE CORE              | 99.88        | 100.00      | 100.00      | 99.79       |

TFS - Too Few Students (Less than 10)



### Stephenson Middle School

## Mission

To provide a safe, nurturing environment that is conducive to learning and dedicated to producing students that are college and career ready.

## Vision

To empower our students with the skills to master the standards-based curriculum, use innovation to create solutions aimed at solving real-world problems, cultural awareness, and collaboration.

## School Leadership

Principal

Ms. Tonya Izzard

Assistant Principals

Ms. Camisha Campbell

Dr. Terry McMullen

Ms. Lucy Foots

Stephenson Middle School

922 Stephenson Road

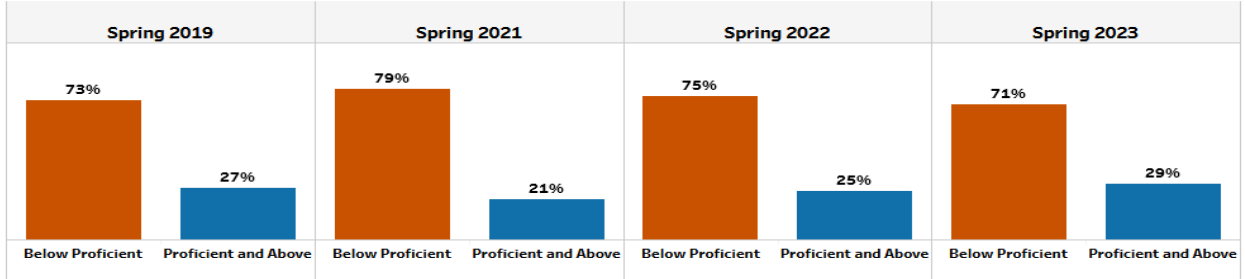
Stone Mountain, GA 30087

(678) 676-4402

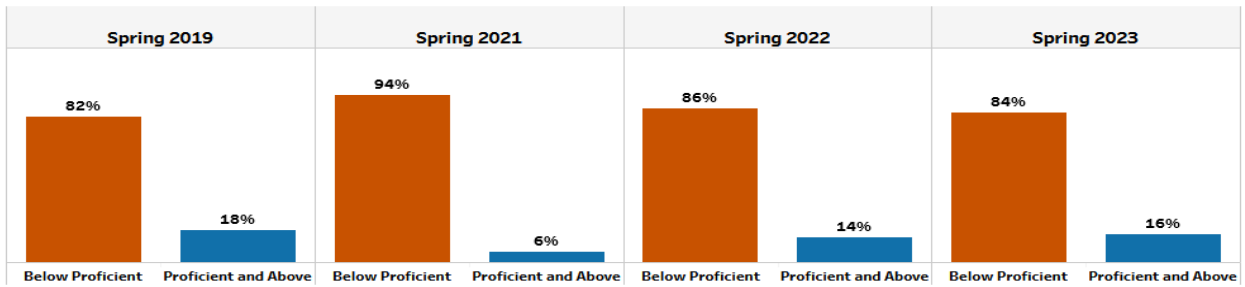
[www.stephensonms.dekalb.k12.ga.us](http://www.stephensonms.dekalb.k12.ga.us)

### Milestones End-of-Grade (EOG)

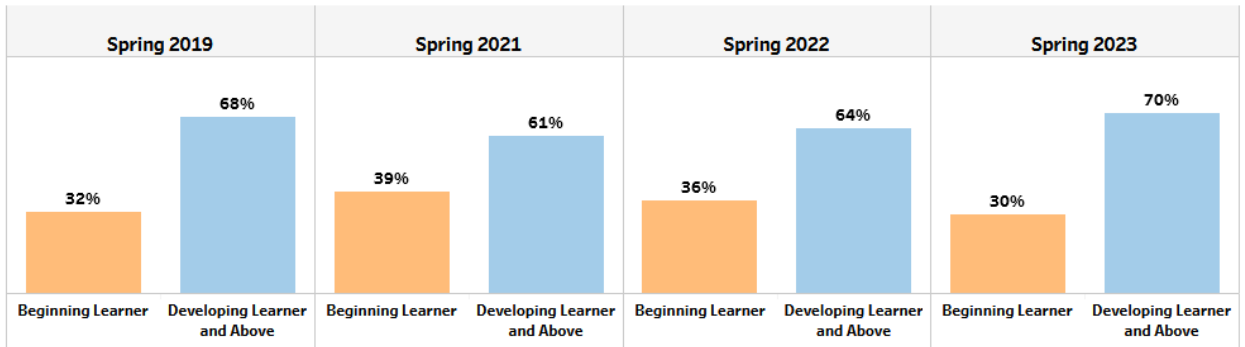
#### English / Language Arts



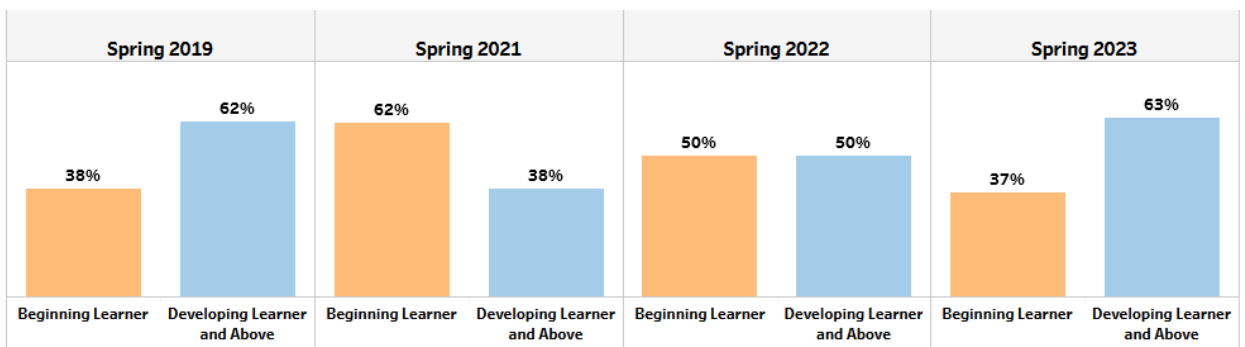
#### Mathematics



#### English / Language Arts

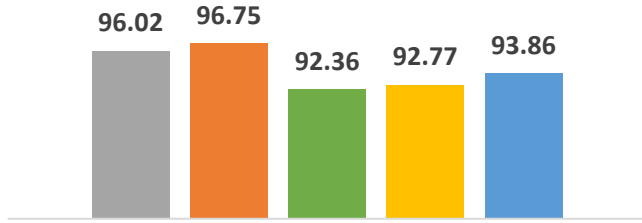


#### Mathematics



### Average Daily Attendance

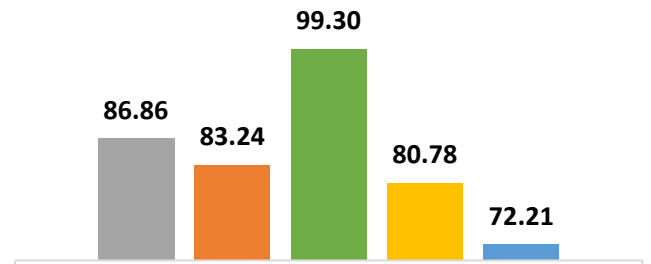
■ 2019 ■ 2020 ■ 2021 ■ 2022 ■ 2023



Stephenson Middle School

### % Students with No Discipline Incidents

■ 2019 ■ 2020 ■ 2021 ■ 2022 ■ 2023



Stephenson Middle School

| Stephenson Middle School |              | Student Demographic Summary |          |       |                        |              |                                | Active Students as of the Last Day of School |
|--------------------------|--------------|-----------------------------|----------|-------|------------------------|--------------|--------------------------------|--|
|                          | All Students | Black                       | Hispanic | White | Asian/Pacific Islander | Multi-Racial | Native American/Alaskan Native |  |
| 2023                     | 804          | 877                         | 49       | TFS   | 5                      | 11           | TFS                            |  |
| 2022                     | 889          | 868                         | 61       | TFS   | 7                      | 11           | TFS                            |  |
| 2021                     | 946          | 845                         | 67       | 11    | 6                      | 15           | TFS                            |  |
| 2020                     | 956          | 781                         | 70       | 10    | 12                     | 14           | TFS                            |  |
| 2019                     | 950          | 699                         | 67       | TFS   | 10                     | 20           | TFS                            |  |

TFS – Too Few Students (Less than 10)