



Marbut Traditional
Theme School

Mission

To offer each student a challenging educational environment where self-discipline and high academic expectations are emphasized. Teachers, parents and the community share the responsibility of promoting achievement and success for all.

Vision

Moving from good to great.

School Leadership

Principal

Ms. Tiffany Reeves

Assistant Principal

Mrs. Tameka Lyseight-White

Marbut Traditional Theme School

5776 Marbut Road

Lithonia, GA 30058

(678) 676-8802

www.marbutes.dekalb.k12.ga.us

Academic Highlights

- 14.19 point gain in Science from 2022-2023
- Weekly tutoring programs
- Project-Based Learning each semester
- Band and orchestra programs for students in grades 3-5
- Marbut Community Garden and Outdoor Classroom to support Science instruction
- Summer learning tasks

Priority Areas and Improvement Strategies

- ELA
 - Guided Reading
 - Writer's Workshop
 - Structured Literacy
- Mathematics
 - Cross-Curricular Literacy
 - Concrete – Representation – Abstract (C-R-A) Sequence of Instruction
 - 3-Read Protocol
- Culture and Climate/Social-Emotional Learning (SEL)
 - Life Skills/Mentorship Training
 - Attendance Review Team

School Performance

GADOE College and Career Ready Performance Index (CCRPI) Scores

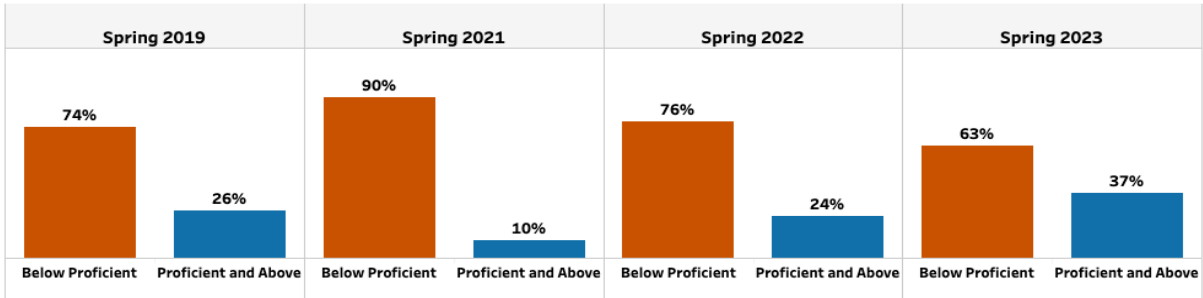
CCRPI scores were not available in 2020 and 2021

| CCRPI COMPONENTS | 2023 | 2022 | 2019 | 2018 |
|------------------------------|-------------|-------------|-------------|-------------|
| CONTENT MASTERY | 50.7 | 48.9 | 53.3 | 60.5 |
| ENGLISH LANGUAGE ARTS | 54.04 | 50.65 | 55.19 | 60.06 |
| MATHEMATICS | 50.49 | 54.44 | 54.32 | 64.74 |
| SCIENCE | 40.82 | 26.63 | 59.46 | 58.80 |
| SOCIAL STUDIES | N/A | N/A | 38.19 | 50.47 |
| PROGRESS | 77.4 | N/A | 53.5 | 77.4 |
| ENGLISH LANGUAGE ARTS | 83.45 | N/A | 60.90 | 80.16 |
| MATHEMATICS | 71.44 | N/A | 46.17 | 74.59 |
| ENGLISH LEARNERS | TFS | TFS | TFS | TFS |
| CLOSING GAPS | 63.6 | N/A | 25.0 | 64.3 |
| READINESS | 81.2 | 67.6 | 77.6 | 80.0 |
| GRADE LEVEL READING/LITERACY | 62.38 | 35.44 | 39.48 | 46.65 |
| STUDENT ATTENDANCE | 81.45 | N/A | 93.42 | 93.27 |
| BEYOND THE CORE | 99.73 | 99.75 | 100.00 | 100.00 |

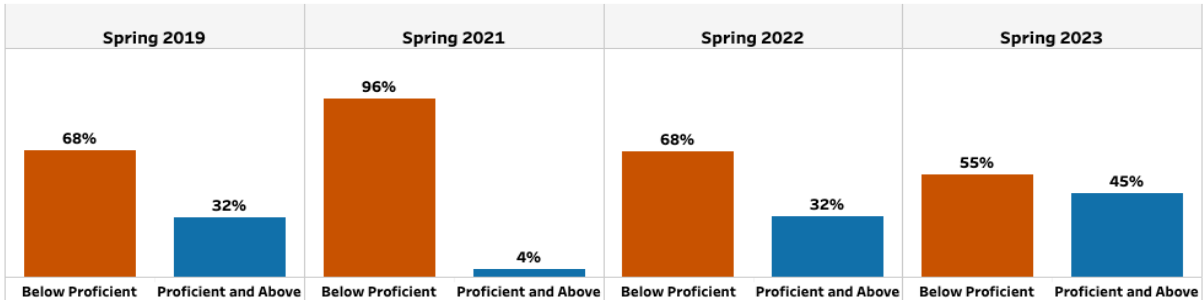
TFS - Too Few Students (Less than 10)

Milestones End-of-Grade (EOG)

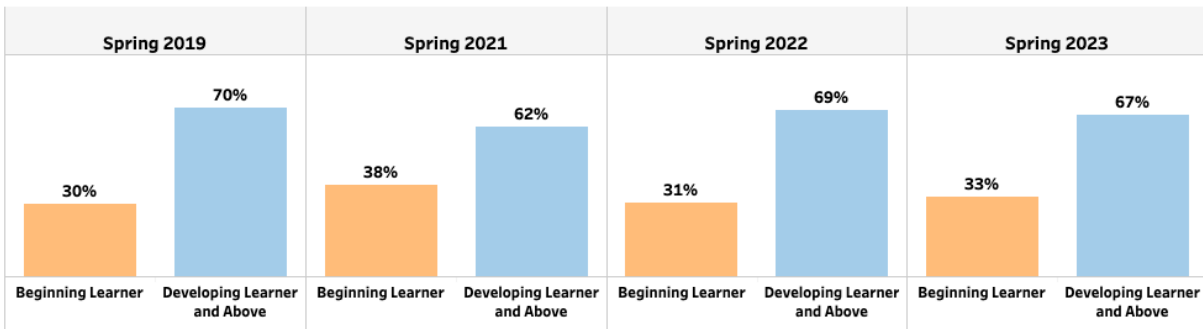
English / Language Arts



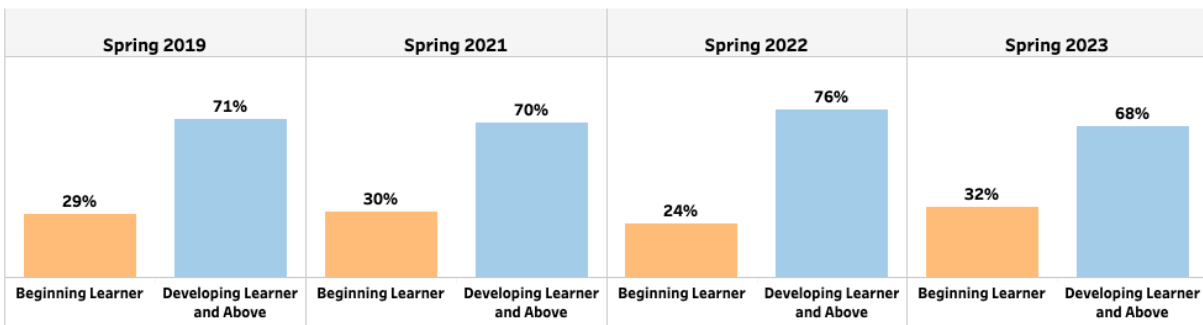
Mathematics



English / Language Arts

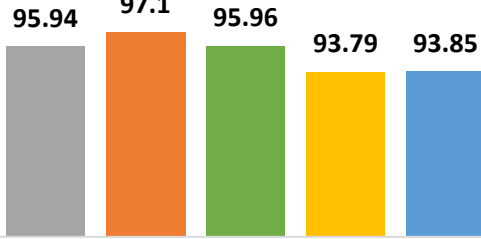


Mathematics



Average Daily Attendance

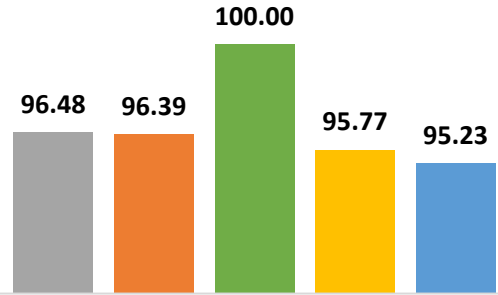
■ 2019 ■ 2020 ■ 2021 ■ 2022 ■ 2023



Marbut Elementary School

% Students with No Discipline Incidents

■ 2019 ■ 2020 ■ 2021 ■ 2022 ■ 2023



Marbut Elementary School

| Marbut Elementary School | | Student Demographic Summary | | | | | | Active Students as of the Last Day of School |
|--------------------------|--------------|-----------------------------|----------|-------|------------------------|--------------|--------------------------------|--|
| | All Students | Black | Hispanic | White | Asian/Pacific Islander | Multi-Racial | Native American/Alaskan Native | |
| 2023 | 417 | 633 | 13 | TFS | 2 | TFS | TFS | |
| 2022 | 436 | 560 | 12 | TFS | 1 | 10 | TFS | |
| 2021 | 530 | 509 | 13 | TFS | 1 | TFS | TFS | |
| 2020 | 583 | 419 | 10 | TFS | 1 | TFS | TFS | |
| 2019 | 654 | 393 | 11 | TFS | 1 | 12 | TFS | |

TFS – Too Few Students (Less than 10)