

Academic Highlights

- 2018-2019 Title 1 Distinguished School
- 2021-2022 Nutrition and Physical Activity \$6,000 grant awarded
- GaDOE STEM and STEAM Accredited Certification
- Cognia STEM Accredited Certification

Priority Areas and Improvement Strategies

- Literacy
 - School-wide balanced literacy program
- Mathematics
 - Mathematics Workshop Model Instructional Framework
- STEM/STEAM
 - STEAM education through larger scale problem-based learning & STEM activities

School Performance

GADOE College and Career Ready Performance Index (CCRPI) Scores

CCRPI scores were not available in 2020 and 2021

CCRPI COMPONENTS	2023	2022	2019	2018
CONTENT MASTERY	53.9	46.1	71.8	72.9
ENGLISH LANGUAGE ARTS	57.46	52.88	74.71	76.26
MATHEMATICS	54.83	43.01	80.21	79.58
SCIENCE	39.74	34.68	62.51	62.18
SOCIAL STUDIES	N/A	N/A	47.13	53.21
PROGRESS	88.1	N/A	81.4	93.1
ENGLISH LANGUAGE ARTS	94.37	N/A	76.61	91.42
MATHEMATICS	80.29	N/A	84.50	93.33
ENGLISH LEARNERS	95.18	76.85	89.18	100.00+
CLOSING GAPS	100.0	N/A	46.2	97.9
READINESS	78.3	68.7	83.8	82.8
GRADE LEVEL READING/LITERACY	60.96	37.45	58.04	58.37
STUDENT ATTENDANCE	74.91	N/A	94.39	90.15
BEYOND THE CORE	99.17	100.00	98.85	99.81



Henderson Mill
Elementary School

Mission

To educate each child through meaningful experiences which enhance their creativity, critical thinking, collaboration, and citizenship.

Vision

Henderson Mill Elementary will become a world-class, diverse STEAM school of globally-minded, creative, and highly motivated students.

School Leadership

Principal

Ms. Regina Smiley Blanton

Assistant Principal

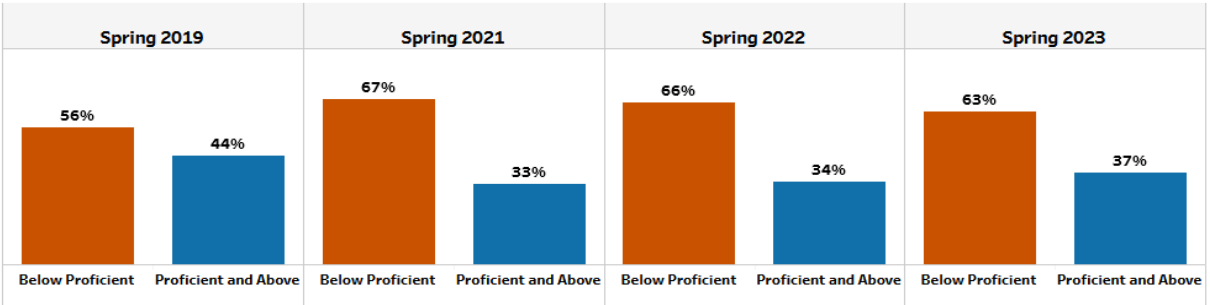
Vacant

Henderson Mill Elementary School
2408 Henderson Mill Road
Atlanta, GA 30345
(678) 874-3102

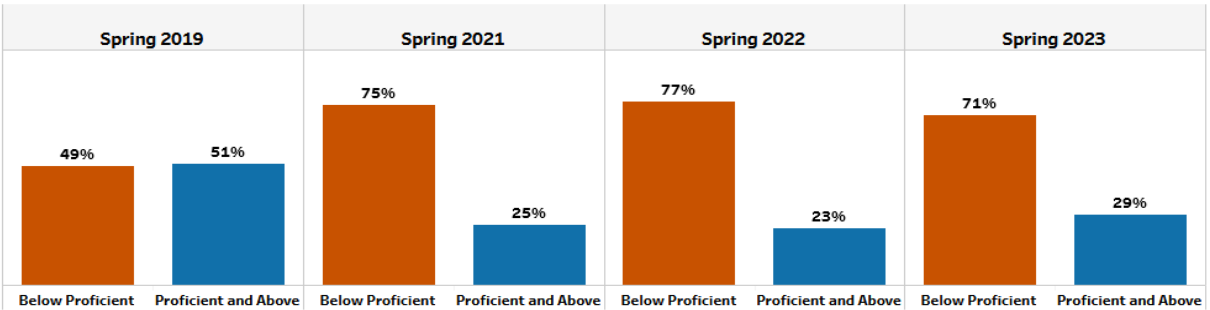
www.hendersonmilles.dekalb.k12.ga.us

Milestones End-of-Grade (EOG)

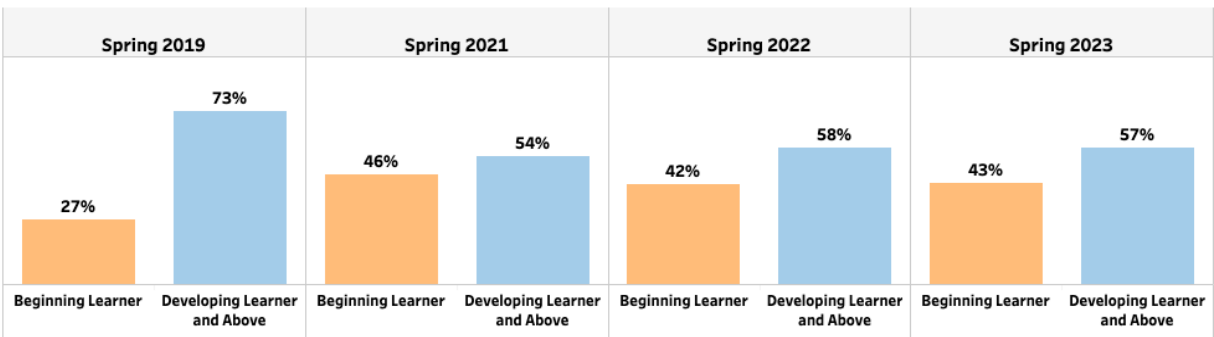
English / Language Arts



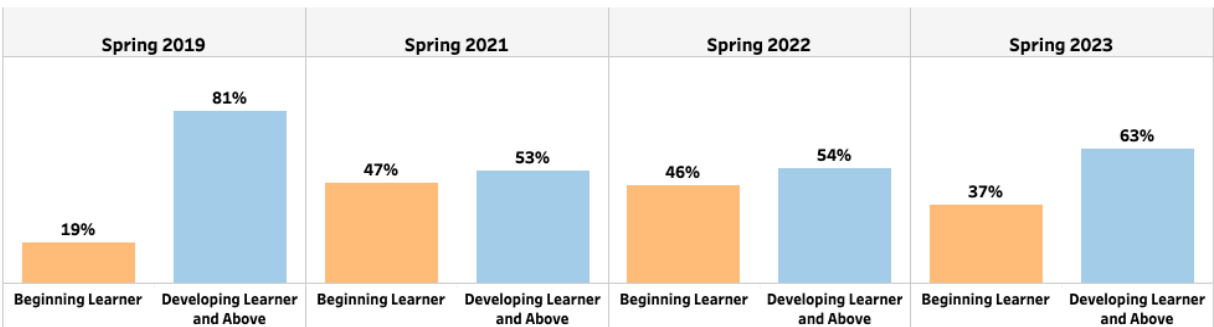
Mathematics



English / Language Arts

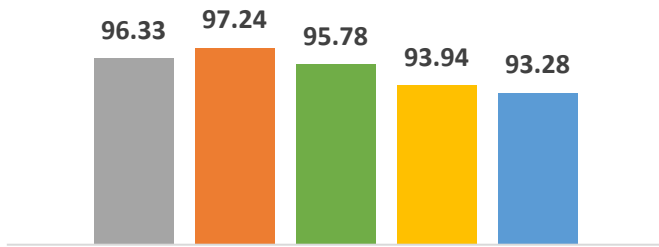


Mathematics



Average Daily Attendance

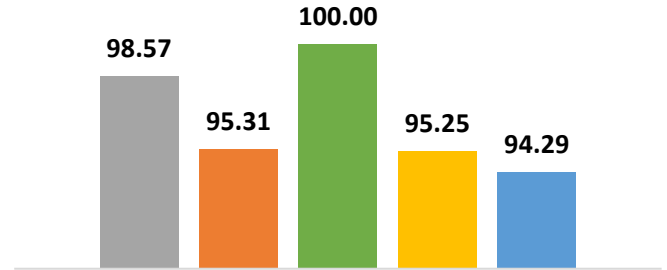
■ 2019 ■ 2020 ■ 2021 ■ 2022 ■ 2023



Henderson Mill Elementary School

% Students with No Discipline Incidents

■ 2019 ■ 2020 ■ 2021 ■ 2022 ■ 2023



Henderson Mill Elementary School

Henderson Mill Elementary ...		Student Demographic Summary						Active Students as of the Last Day of School
	All Students	Black	Hispanic	White	Asian/Pacific Islander	Multi-Racial	Native American/Alaskan Native	
2023	509	129	265	105	31	17	TFS	
2022	533	134	249	98	32	20	TFS	
2021	472	103	240	79	26	20	TFS	
2020	536	121	253	102	26	26	TFS	
2019	551	121	231	102	22	26	TFS	

TFS – Too Few Students (less than 10)