



**Browns Mill  
Elementary School**

## Mission

To build our community of learners by motivating and educating our students to succeed.

## Vision

To create a culture of high expectations that fosters individual responsibility and coordinated effort for all members of the learning process.

## School Leadership

**Principal  
Dr. Marcus Kimber**

**Assistant Principal  
Dr. Trellis Davis**

**Browns Mill Elementary School  
4863 Browns Mill Road  
Lithonia, GA 30038  
(678) 676-8302**

[www.brownsmlles.dekalb.k12.ga.us](http://www.brownsmlles.dekalb.k12.ga.us)

## Academic Highlights

- 2023-2024 GaDOE Mathematics \$4,000 grant awardee
- 2022-2023 Significant increases MAP assessment percentile growth from Fall to Spring K-2
- Increased the number of students reaching distinguished on the 2023 Georgia Milestones
- PTSA... Started an active PTA after 7years of being inactive

## Priority Areas and Improvement Strategies

- English Language Arts
  - Implement Guided Reading
- Mathematics
  - Implement New Mathematics Standards and Standard-Based Classroom Instructional Framework
- Climate and Culture
  - Positive Behavior Initiative

## School Performance

### GADOE College and Career Ready Performance Index (CCRPI) Scores

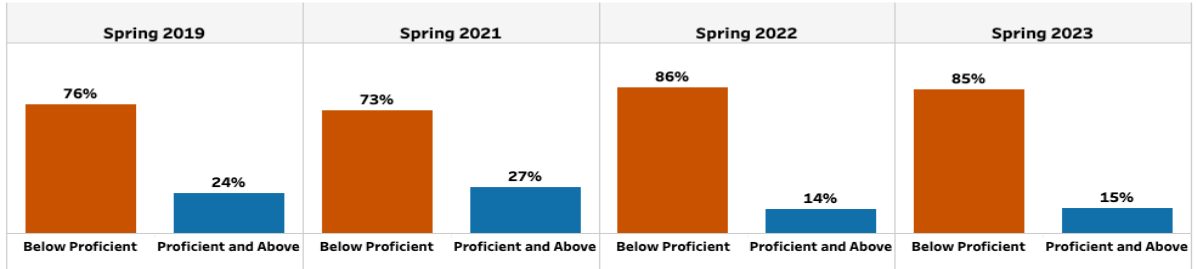
CCRPI scores were not available in 2020 and 2021

CCRPI COMPONENTS	2023	2022	2019	2018
<b>CONTENT MASTERY</b>	<b>31.9</b>	<b>28.1</b>	<b>44.9</b>	<b>40.6</b>
ENGLISH LANGUAGE ARTS	29.89	26.67	47.85	42.92
MATHEMATICS	32.26	27.28	40.65	35.31
SCIENCE	36.28	34.38	55.24	43.19
SOCIAL STUDIES	N/A	N/A	38.48	47.13
<b>PROGRESS</b>	<b>75.6</b>	<b>N/A</b>	<b>82.7</b>	<b>73.9</b>
ENGLISH LANGUAGE ARTS	75.73	N/A	85.79	96.94
MATHEMATICS	75.49	N/A	79.51	50.84
ENGLISH LEARNERS	TFS	TFS	TFS	TFS
<b>CLOSING GAPS</b>	<b>100.0</b>	<b>N/A</b>	<b>89.3</b>	<b>100.0+</b>
<b>READINESS</b>	<b>71.2</b>	<b>59.4</b>	<b>77.3</b>	<b>74.5</b>
GRADE LEVEL READING/LITERACY	40.83	18.79	40.65	32.09
STUDENT ATTENDANCE	72.79	N/A	91.37	91.27
BEYOND THE CORE	100.00	100.00	99.80	100.00

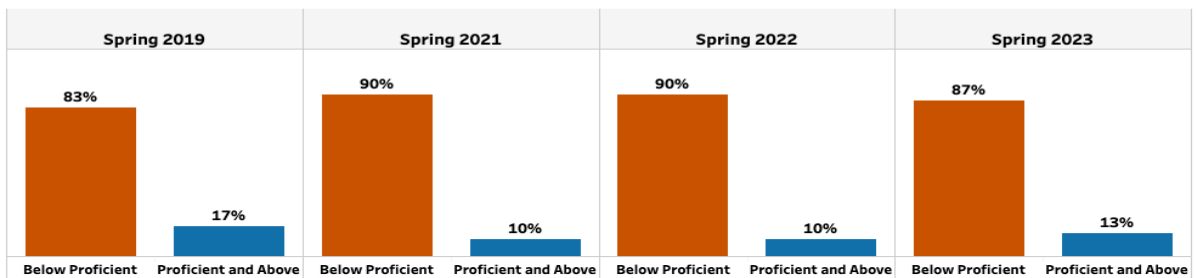
TFS -Too Few Students (Less than 10)

### Milestones End-of-Grade (EOG)

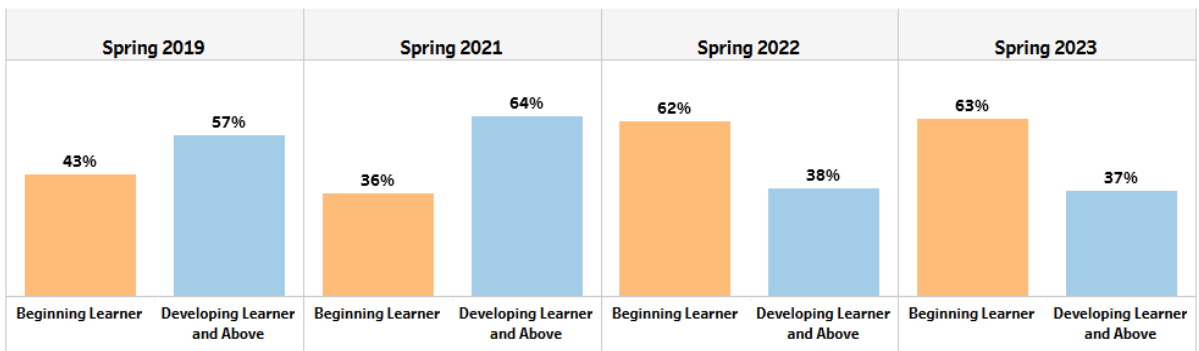
#### English / Language Arts



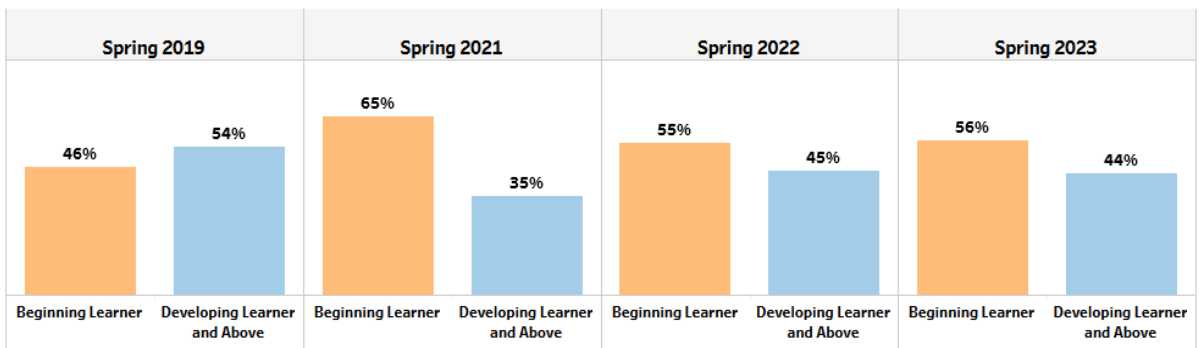
#### Mathematics

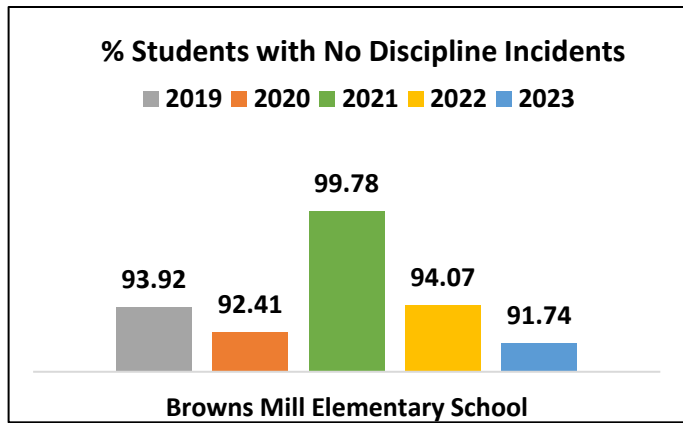
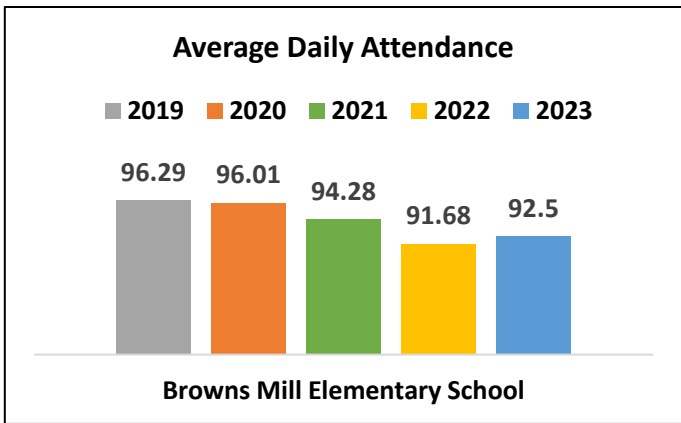


#### English / Language Arts



#### Mathematics





Browns Mill Elementary Sc... ▾

### Student Demographic Summary

Active Students as of the Last Day of School

	All Students	Black	Hispanic	White	Asian/Pacific Islander	Multi-Racial	Native American/Alaskan Native
2023	382	497	23	TFS	1	TFS	TFS
2022	383	423	22	TFS	4	13	TFS
2021	396	361	18	TFS	2	TFS	TFS
2020	469	334	28	TFS	3	10	TFS
2019	535	341	26	TFS	3	TFS	TFS

TFS – Too Few Students (Less than 10)