

Academic Highlights

- Title I Reward Schools 2019-2020 & 2020-2021
- GaDOE Recognized PBIS School 2019 & 2023
- Content Mastery increased in 2023 and has been the highest since 2018
- Public Montessori Program PK3 – Grade 5

Priority Areas and Improvement Strategies

- Reading
 - Reader's Workshop
 - Writer's Workshop
- Mathematics
 - Math Workshop Model
 - Number Talks
- Positive School Climate
 - Second Step SEL Program
 - SOAR philosophy (Safe, Organized, Accountable, Responsible)

School Performance

GADOE College and Career Ready Performance Index (CCRPI) Scores

CCRPI scores were not available in 2020 and 2021

CCRPI COMPONENTS	2023	2022	2019	2018
CONTENT MASTERY	72.1	64.2	70.2	60.1
ENGLISH LANGUAGE ARTS	76.1	71.86	70.64	62.88
MATHEMATICS	72.68	63.26	71.81	64.16
SCIENCE	56.25	43.55	70.21	52.87
SOCIAL STUDIES	N/A	N/A	63.83	46.43
PROGRESS	100.0	N/A	94.1	84.3
ENGLISH LANGUAGE ARTS	100.00+	N/A	86.83	80.54
MATHEMATICS	100.00+	N/A	100.00+	84.62
ENGLISH LEARNERS	100.00+	96.42	100.00+	100.00+
CLOSING GAPS	100.0	N/A	100.0	81.3
READINESS	87.7	68.8	83.1	81.4
GRADE LEVEL READING/LITERACY	81.37	56.29	58.14	51.52
STUDENT ATTENDANCE	82.10	N/A	91.23	92.76
BEYOND THE CORE	99.75	81.25	100.00	100.00



Briar Vista Elementary School

Public Montessori
PreK3 through Grade 5

Mission

To inspire the Briar Vista Elementary community to achieve their maximum potential in an engaging and challenging environment.

Vision

Briar Vista is a diverse community school dedicated to preparing students for success in a global society.

School Leadership

Principal
Mrs. Dyani L. Robinson

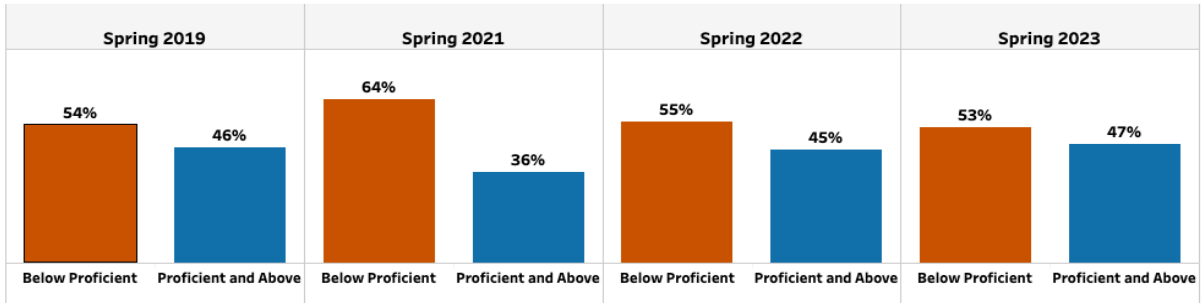
Assistant Principal
Vacant

Briar Vista Elementary School
1131 Briar Vista Terrace NE
Atlanta, GA 30324
(678) 874-5902

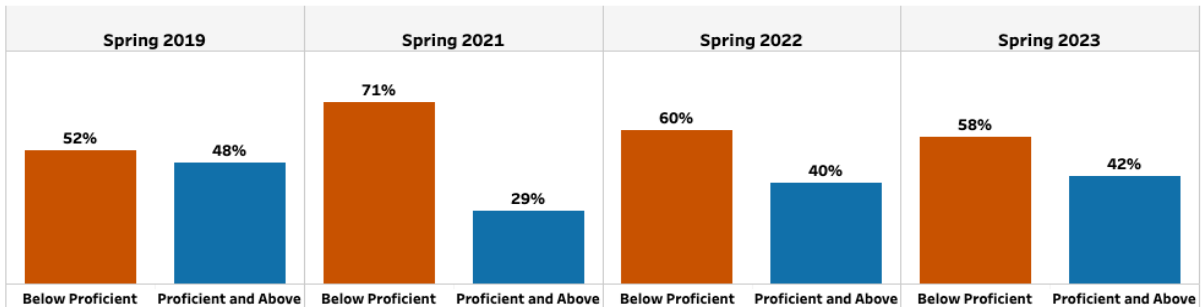
www.briarvistaes.dekalb.k12.ga.us

Milestones End-of-Grade (EOG)

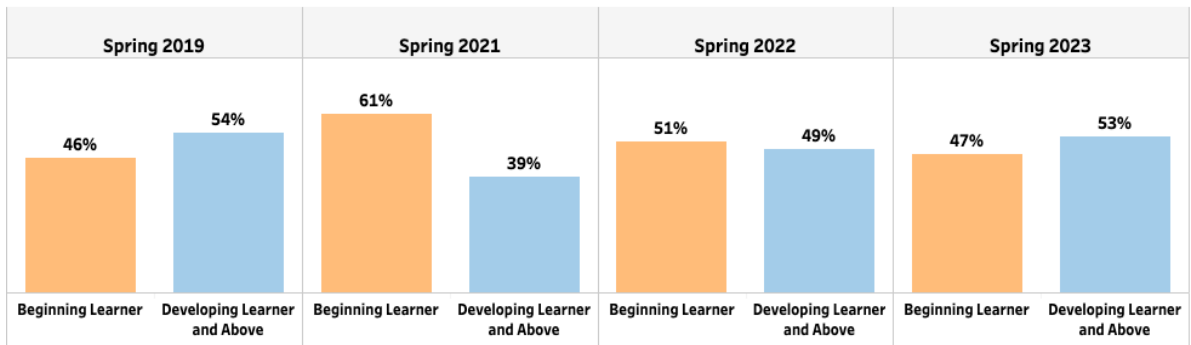
English / Language Arts



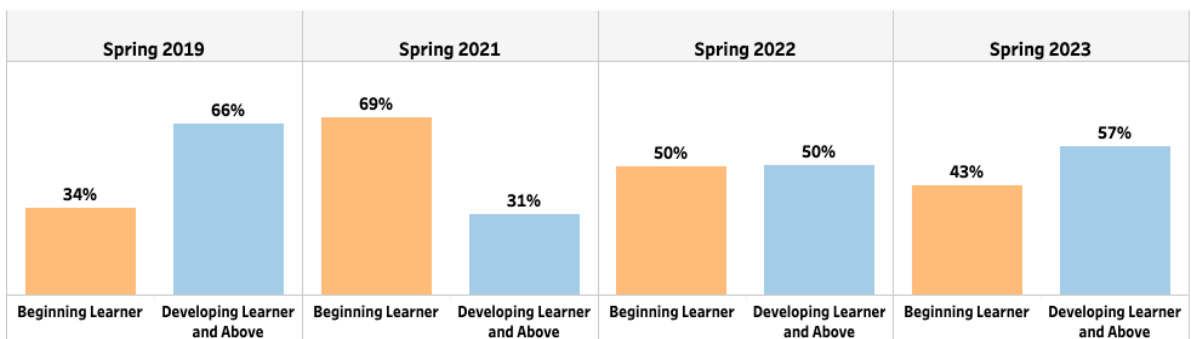
Mathematics

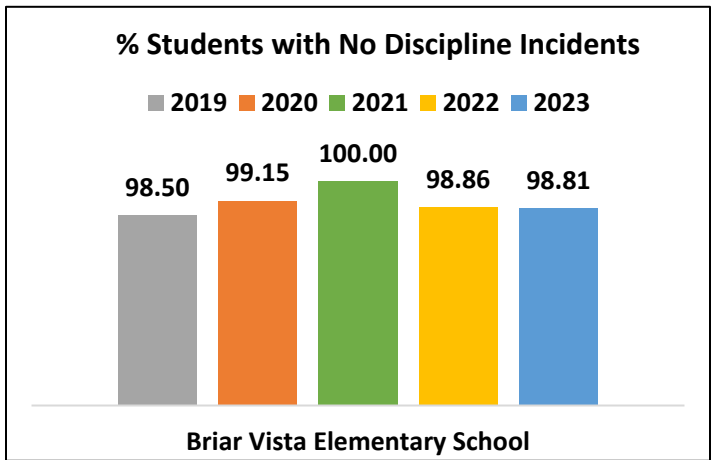
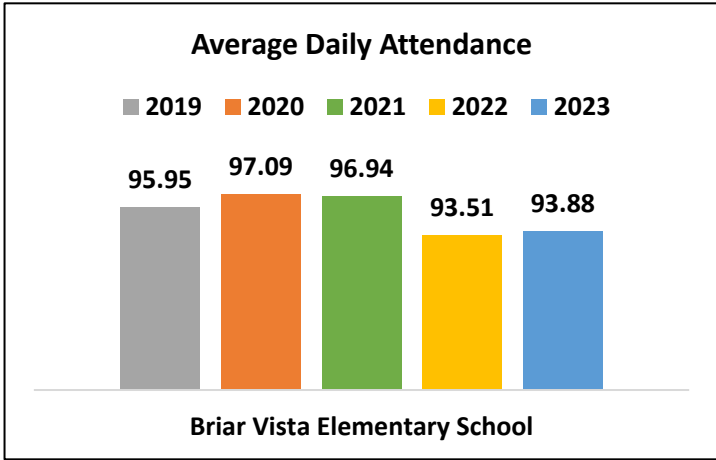


English / Language Arts



Mathematics





Briar Vista Elementary Sch... ▾

Student Demographic Summary

Active Students as of the Last Day of School

	All Students	Black	Hispanic	White	Asian/Pacific Islander	Multi-Racial	Native American/Alaskan Native
2023	447	157	173	83	49	TFS	TFS
2022	387	143	125	97	46	11	TFS
2021	373	137	104	77	43	10	TFS
2020	425	159	107	74	32	11	TFS
2019	470	174	131	78	39	23	TFS

TFS – Too Few Students (Less than 10)