



Wynbrooke Traditional  
Theme School

## Mission

To provide the kind of environment where students feel safe to learn and grow to their greatest potential. It is believed that this can be accomplished through a strong home/school bond.

## Vision

To create a continuous learning community which enables all students to develop a positive vision of themselves and who they choose to become. They will be empowered to become self-directed critical thinkers, and life-long learners.

## School Leadership

Principal

Mr. Rodriguez Teal

Assistant Principal

Mrs. Kimberly Davis

Wynbrooke Elementary School

440 Wicksbury Way

Stone Mountain, GA 30087

(678) 676-5002

[www.wynbrookees.dekalb.k12.ga.us](http://www.wynbrookees.dekalb.k12.ga.us)

## Academic Highlights

- 2023 Title I Rewards School
- 2022-23 Increase in Milestone Scores
- 2019, 2020, 2021 Title I Distinguished School
- School Choice Leadership Award

## Priority Areas and Improvement Strategies

- Literacy
  - Reading Workshop
  - Writer's Workshop
  - Extended Learning Opportunities for Remediation and Enrichment in Literacy
- Mathematics
  - Georgia's New K-12 Mathematics Standards Implementation
  - Concreted Representational Abstract (CRA) Sequence of Instruction
  - Extended Learning Opportunities for Enrichment and Remediation
- School Climate-Mentoring
  - SEL Naviance/ Second Step Programming
  - Academic Mentoring

## School Performance

### GADOE College and Career Ready Performance Index (CCRPI) Scores

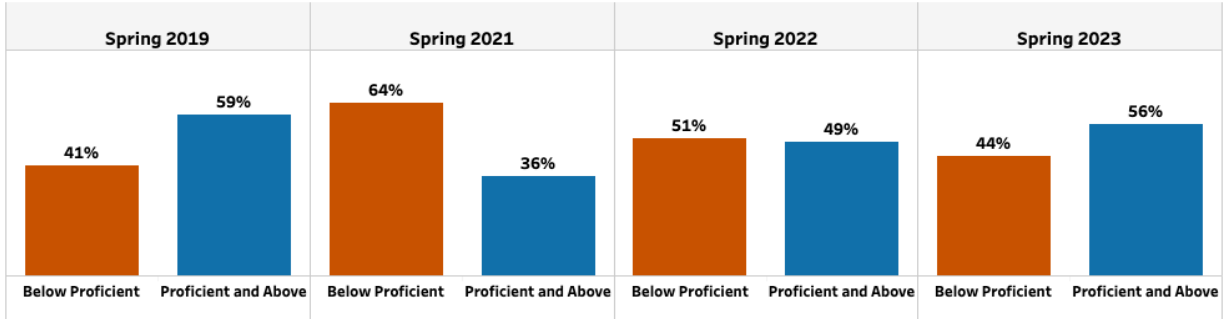
CCRPI scores were not available in 2020 and 2021

CCRPI COMPONENTS	2023	2022	2019	2018
<b>CONTENT MASTERY</b>	<b>78.4</b>	<b>68.8</b>	<b>81.2</b>	<b>77.2</b>
ENGLISH LANGUAGE ARTS	81.43	72.21	84.53	81.77
MATHEMATICS	77.93	65.88	81.59	79.67
SCIENCE	70.11	67.14	77.75	63.68
SOCIAL STUDIES	N/A	N/A	73.12	69.94
<b>PROGRESS</b>	<b>97.0</b>	<b>N/A</b>	<b>93.9</b>	<b>96.3</b>
ENGLISH LANGUAGE ARTS	100.00+	N/A	94.35	92.68
MATHEMATICS	93.92	N/A	99.59	100.00+
ENGLISH LEARNERS	TFS	TFS	66.68	TFS
<b>CLOSING GAPS</b>	<b>100.0</b>	<b>N/A</b>	<b>78.6</b>	<b>100.0</b>
<b>READINESS</b>	<b>91.1</b>	<b>78.4</b>	<b>85.8</b>	<b>86.2</b>
GRADE LEVEL READING/LITERACY	82.61	57.36	62.53	61.13
STUDENT ATTENDANCE	90.78	N/A	94.87	97.45
BEYOND THE CORE	100.00	99.53	100.00	100.00

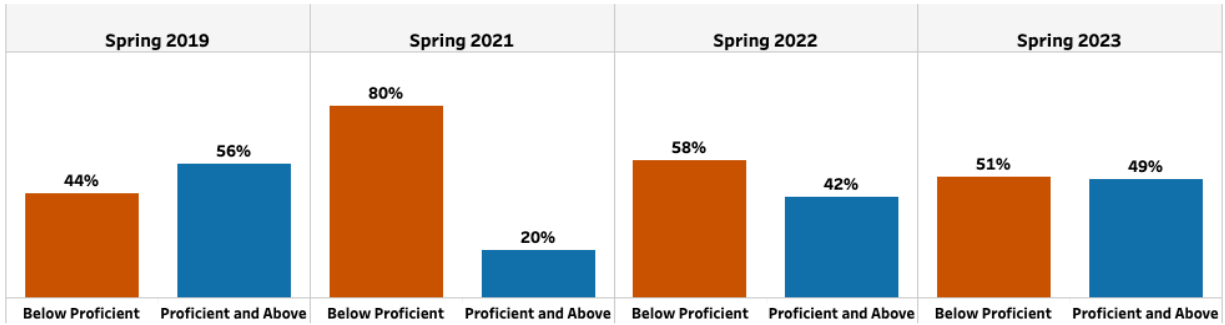
TFS - Too Few Students (Less than 10)

### Milestones End-of-Grade (EOG)

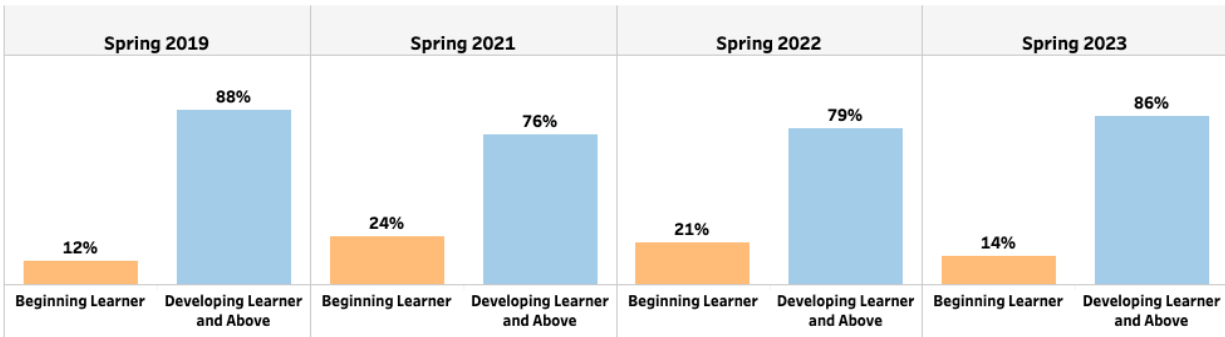
#### English / Language Arts



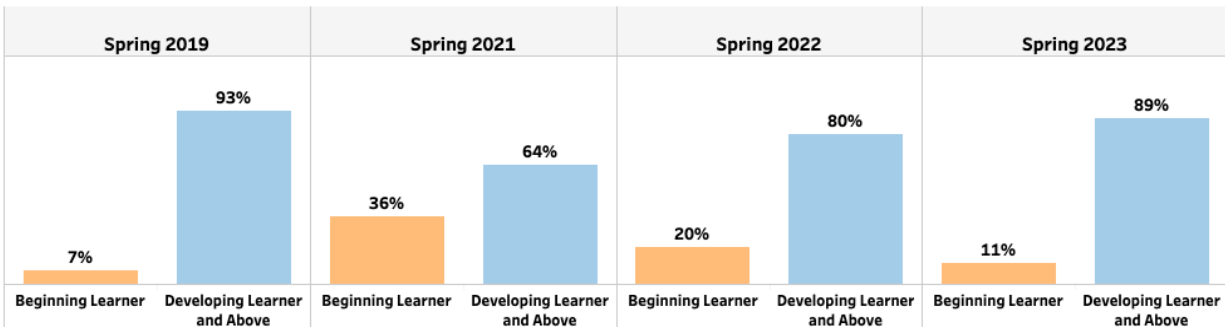
#### Mathematics

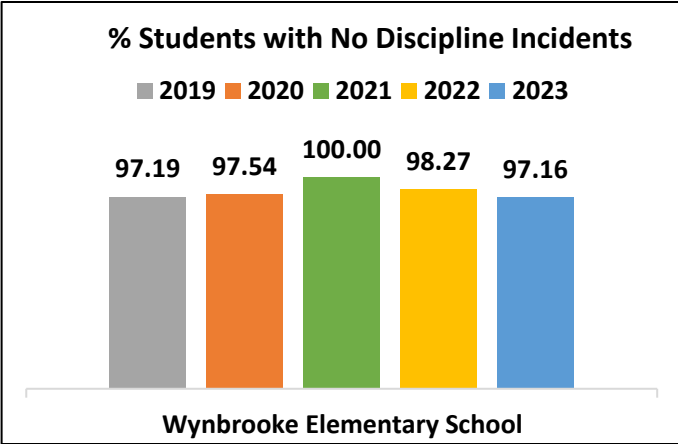
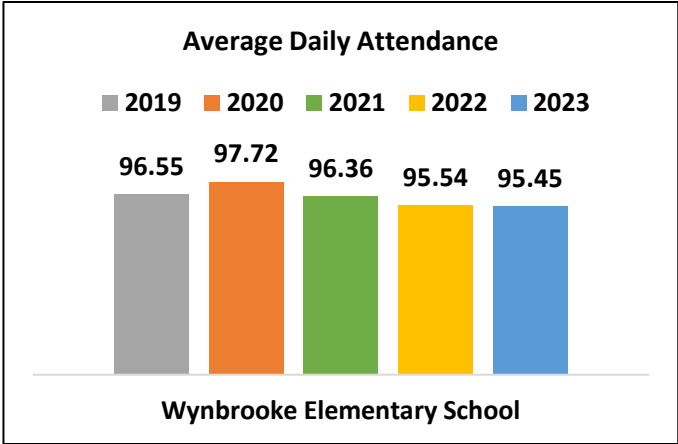


#### English / Language Arts



#### Mathematics





Wynbrooke Elementary Sch... ▾

### Student Demographic Summary

Active Students as of the Last Day of School

	All Students	Black	Hispanic	White	Asian/Pacific Islander	Multi-Racial	Native American/Alaskan Native
2023	577	727	11	TFS	2	TFS	TFS
2022	665	726	16	TFS	2	14	TFS
2021	721	683	21	TFS	2	15	TFS
2020	762	620	25	TFS	2	17	TFS
2019	748	536	27	TFS	3	10	TFS

TFS – Too Few Students (less than 10)