



Mission

To create a culture of high expectations by forging a collaborative bridge among home, school, and community that supports the academic and social development of each student in becoming a competitive participant in a global society.

Vision

A school where our community of learners is inspired to achieve educational excellence.

School Leadership

Principal

Mr. Oliver L. Dean, II

Assistant Principal

Ms. Yvonne Browder

Toney Elementary School
 2701 Oakland Terrace
 Decatur, GA 30032
 (678) 874-2102

www.toneyes.dekalb.k12.ga.us

Academic Highlights

- 2023, 2019, 2018 GaDOE Recognized PBIS School
- Removed from state identified designations
- Robotics club
- Garden club

Priority Areas and Improvement Strategies

- English Language Arts
 - Guided Reading
 - R.A.C.E. Writing Strategy
- Mathematics
 - Polya's Problem Solving Process
 - Number Talks
- Student Discipline/Behavior
 - PBIS

School Performance

GADOE College and Career Ready Performance Index (CCRPI) Scores

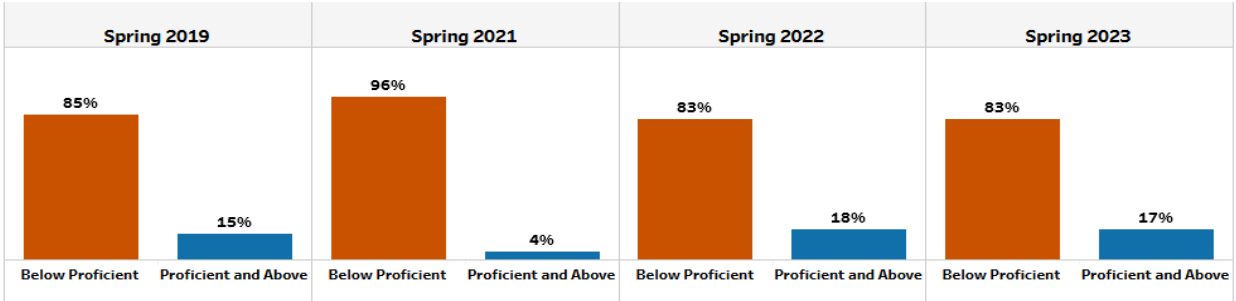
CCRPI scores were not available in 2020 and 2021

CCRPI COMPONENTS	2023	2022	2019	2018
CONTENT MASTERY	37.0	31.1	33.4	32.9
ENGLISH LANGUAGE ARTS	39.55	34.62	33.79	32.80
MATHEMATICS	38.99	30.29	35.87	39.61
SCIENCE	22.98	22.73	31.03	22.86
SOCIAL STUDIES	N/A	N/A	27.58	22.86
PROGRESS	81.4	N/A	62.1	82.9
ENGLISH LANGUAGE ARTS	90.15	N/A	67.47	80.10
MATHEMATICS	72.74	N/A	56.79	85.71
ENGLISH LEARNERS	TFS	TFS	TFS	TFS
CLOSING GAPS	100.0	N/A	82.1	46.4
READINESS	74.6	62.5	70.1	69.6
GRADE LEVEL READING/LITERACY	59.09	25.00	27.59	24.03
STUDENT ATTENDANCE	64.75	N/A	82.85	85.40
BEYOND THE CORE	100.00	100.00	100.00	99.36

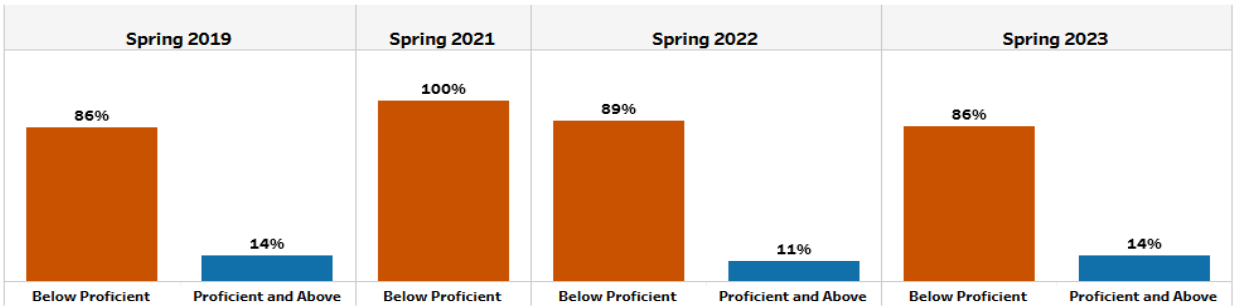
TFS - Too Few Students (Less than 10)

Milestones End-of-Grade (EOG)

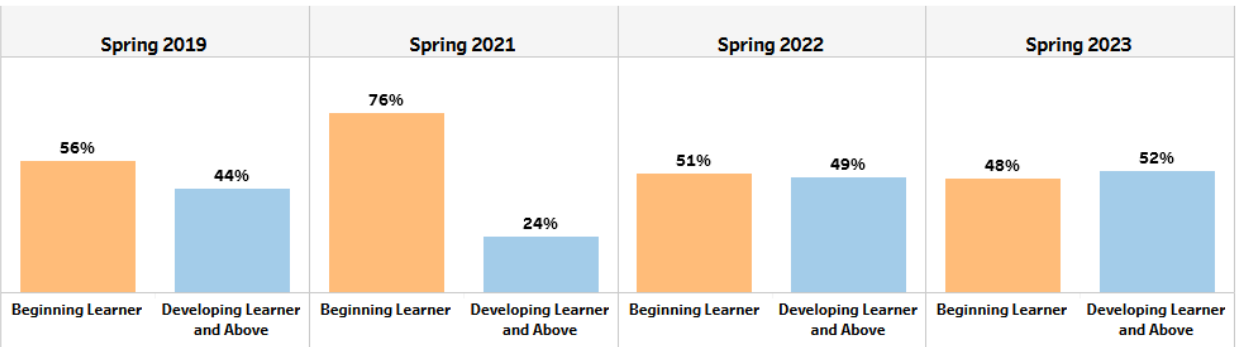
English / Language Arts



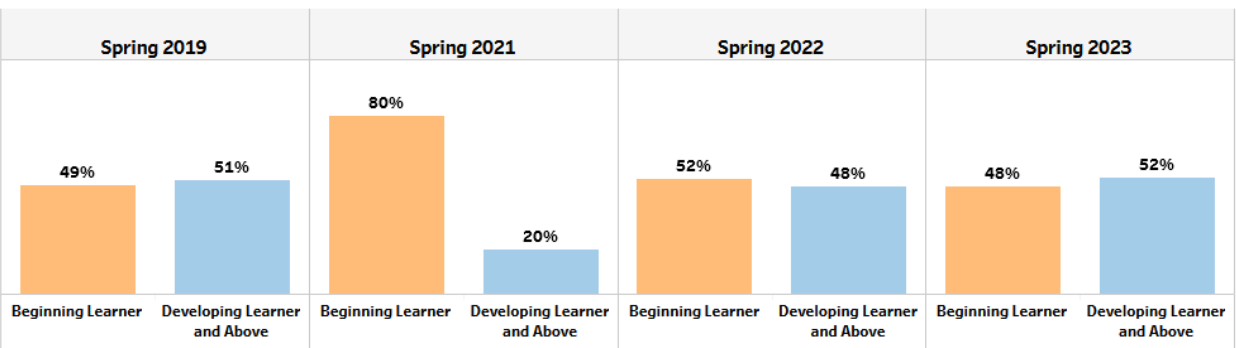
Mathematics

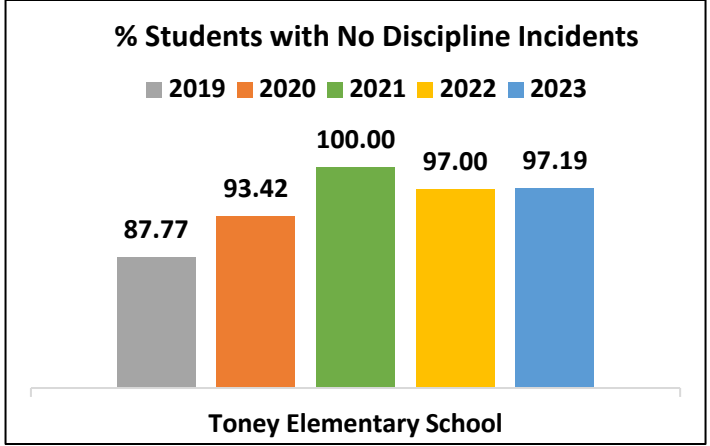
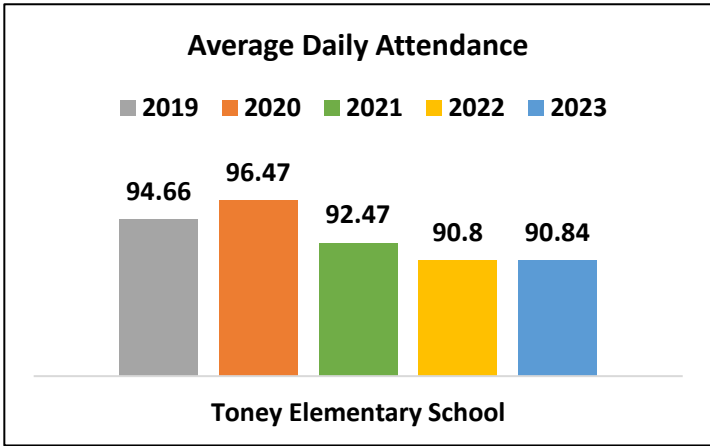


English / Language Arts



Mathematics





Toney Elementary School

Student Demographic Summary

Active Students as of the Last Day of School

	All Students	Black	Hispanic	White	Asian/Pacific Islander	Multi-Racial	Native American/Alaskan Native
2023	248	306	10	TFS	0	TFS	TFS
2022	266	291	12	TFS	0	TFS	TFS
2021	258	229	18	TFS	0	TFS	TFS
2020	317	234	13	TFS	0	11	TFS
2019	328	214	19	TFS	0	TFS	TFS

TFS - Too Few Students (Less than 10)