



## Mission

Smoke Rise Elementary School will actively encourage the development of a "personal best" for all students by providing a school environment which will enable them to meet the challenges of living and working in an increasingly complex society.

## Vision

Smoke Rise Elementary will provide every Smoke Rise Elementary School student with the highest quality standards-based education which will enable them to be on or above grade level.

## School Leadership

Principal

Mrs. Pamela McCloud

Assistant Principal

Dr. Syreeta McTier

Smoke Rise Elementary School  
 4780 Hugh Howell Road  
 Tucker, GA 30084  
 (678) 874-3602

[www.smokerisees.dekalb.k12.ga.us](http://www.smokerisees.dekalb.k12.ga.us)

## Academic Highlights

- 2021 National ESEA Distinguished School
- 2020, 2021 Title 1 Distinguished School
- 2020, 2021 DeKalb County School District Family Friendly School Award
- Cognia STEM certified
- Georgia Milestones performance levels above district in all core content areas

## Priority Areas and Improvement Strategies

- Literacy
  - Direct and Explicit Comprehension Strategy Instruction
  - Daily Writing Instruction
- Numeracy
  - Concrete-Representational-Abstract (CRA) Sequence of Instruction K-12
  - Timely, systematic data-driven interventions
- Science
  - Establish and communicate clear learning targets aligned to curriculum standards
- Social Studies
  - Establish and communicate clear learning targets aligned to curriculum standards

## School Performance

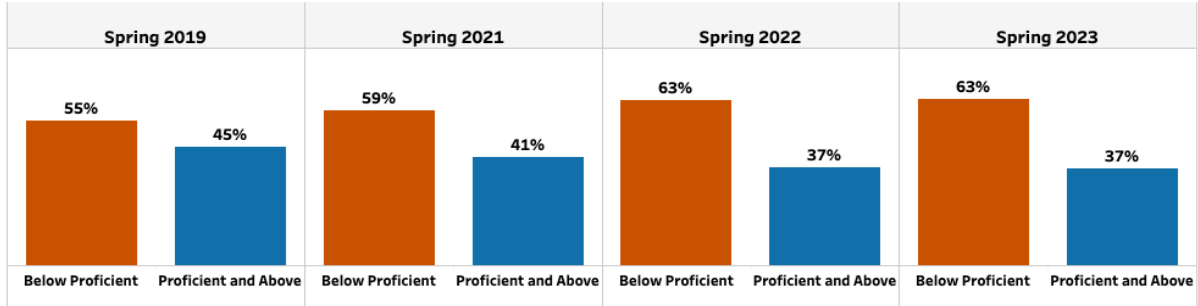
### GADOE College and Career Ready Performance Index (CCRPI) Scores

CCRPI scores were not available in 2020 and 2021

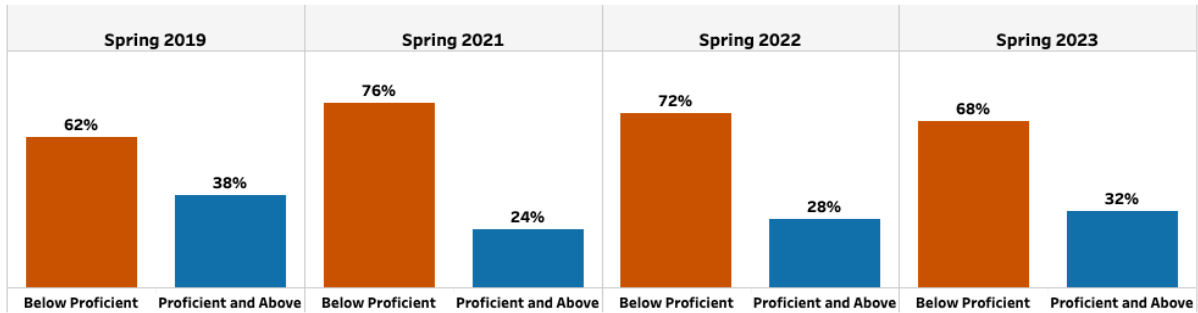
CCRPI COMPONENTS	2023	2022	2019	2018
<b>CONTENT MASTERY</b>	<b>63.4</b>	<b>62.3</b>	<b>76.0</b>	<b>63.5</b>
ENGLISH LANGUAGE ARTS	63.47	61.48	78.37	67.26
MATHEMATICS	61.38	54.29	70.51	59.06
SCIENCE	68.96	88.64	85.72	68.27
SOCIAL STUDIES	N/A	N/A	75.40	60.79
<b>PROGRESS</b>	<b>98.9</b>	<b>N/A</b>	<b>100.0</b>	<b>77.5</b>
ENGLISH LANGUAGE ARTS	97.54	N/A	100.00+	90.86
MATHEMATICS	100.00+	N/A	100.00+	59.06
ENGLISH LEARNERS	100.00+	87.96	100.00+	100.00+
<b>CLOSING GAPS</b>	<b>89.5</b>	<b>N/A</b>	<b>100.0</b>	<b>100.0+</b>
<b>READINESS</b>	<b>84.8</b>	<b>72.7</b>	<b>82.2</b>	<b>79.5</b>
GRADE LEVEL READING/LITERACY	71.37	45.66	57.74	49.38
STUDENT ATTENDANCE	82.92	N/A	89.09	89.26
BEYOND THE CORE	100.00	99.77	99.75	100.00

### Milestones End-of-Grade (EOG)

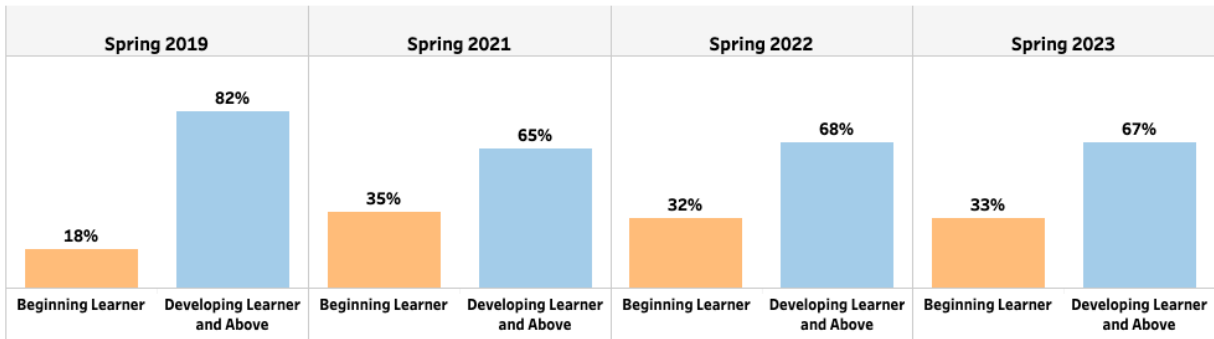
#### English / Language Arts



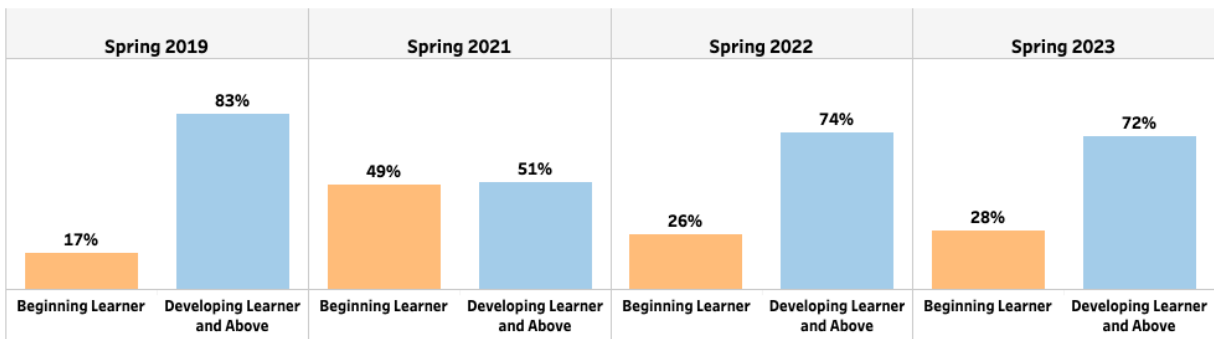
#### Mathematics

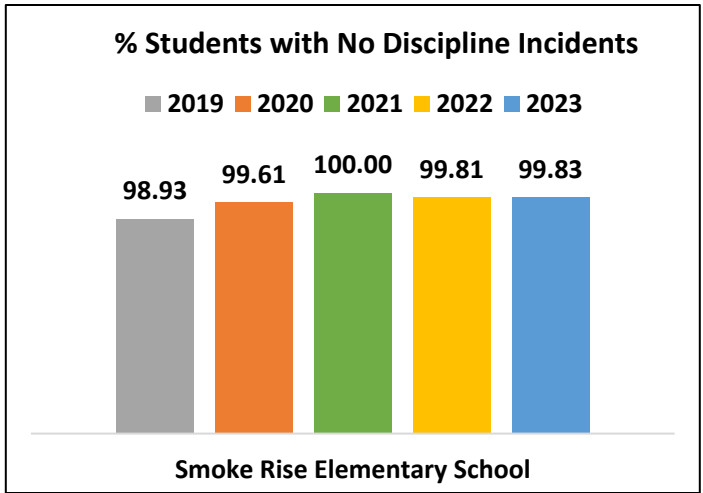
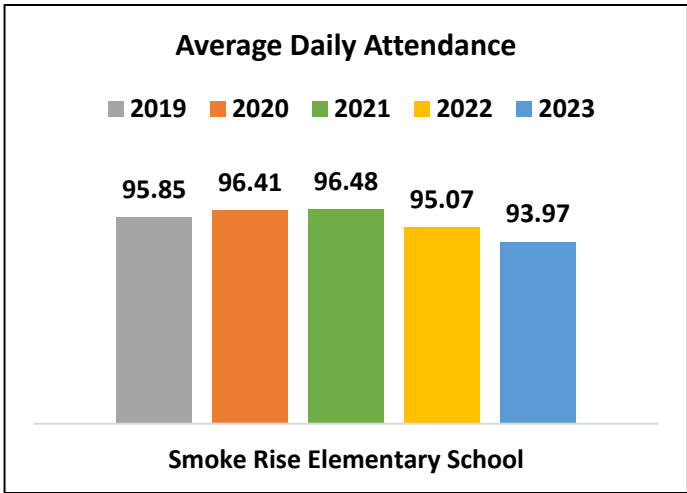


#### English / Language Arts



#### Mathematics





Smoke Rise Elementary Sch... ▾

### Student Demographic Summary

Active Students as of the Last Day of School

	All Students	Black	Hispanic	White	Asian/Pacific Islander	Multi-Racial	Native American/Alaskan Native
<b>2023</b>	530	198	132	31	35	18	TFS
<b>2022</b>	459	207	150	33	32	20	TFS
<b>2021</b>	415	194	143	23	28	24	TFS
<b>2020</b>	448	184	180	44	26	25	TFS
<b>2019</b>	420	212	212	53	25	27	TFS

TFS – Too Few Students (Less than 10)