

Academic Highlights

- DeKalb County Helen Ruffin Reading Bowl Elementary Champions 2011
- Recognized by Governor Roy Barnes for educational accomplishments, 2002 Criterion-Referenced Tests
- Recognized by the Red Cross for outstanding contributions in 2003

Mission

to cultivate a 21st century learning institution that prepares students for college and career readiness by providing meaningful personalized learning experiences through rigorous standards-based instruction.

Vision

To produce competent life-long learners through collaborative working with the community to maximize all students' achievement in order to ensure academic success.

School Leadership

Principal
Mr. Ethan P. Suber

Assistant Principal
Mrs. Kim Kelley

Shadow Rock Elementary School
1040 Kingway Drive
Lithonia, GA 30058
(678) 676-3902

www.shadowrockes.dekalb.k12.ga.us

Priority Areas and Improvement Strategies

- Reading/ELA
 - Balanced Literacy
 - Writer's Workshop
 - Structured Literacy K-2
- Mathematics
 - Georgia's New K-12 Mathematics Standards Implementation
 - Guided Math
- School Culture
 - School-wide Discipline Plan/Attendance with Restorative Practices
 - Instructional Expectations

School Performance

GADOE College and Career Ready Performance Index (CCRPI) Scores

CCRPI scores were not available in 2020 and 2021

CCRPI COMPONENTS	2023	2022	2019	2018
CONTENT MASTERY	39.0	40.6	38.1	37.9
ENGLISH LANGUAGE ARTS	42.00	46.19	42.82	36.52
MATHEMATICS	36.45	39.20	40.87	42.06
SCIENCE	37.36	27.91	26.14	28.09
SOCIAL STUDIES	N/A	N/A	27.85	39.33
PROGRESS	77.5	N/A	84.6	67.6
ENGLISH LANGUAGE ARTS	77.41	N/A	85.76	71.35
MATHEMATICS	72.59	N/A	83.43	63.77
ENGLISH LEARNERS	100.00+	100.00+	TFS	TFS
CLOSING GAPS	36.4	N/A	28.6	90.6
READINESS	74.8	21.9	71.5	69.2
GRADE LEVEL READING/LITERACY	55.56	38.56	30.48	28.78
STUDENT ATTENDANCE	68.98	N/A	84.19	79.07
BEYOND THE CORE	100.00	5.19	99.83	99.83

TFS - Too Few Students (Less than 10)

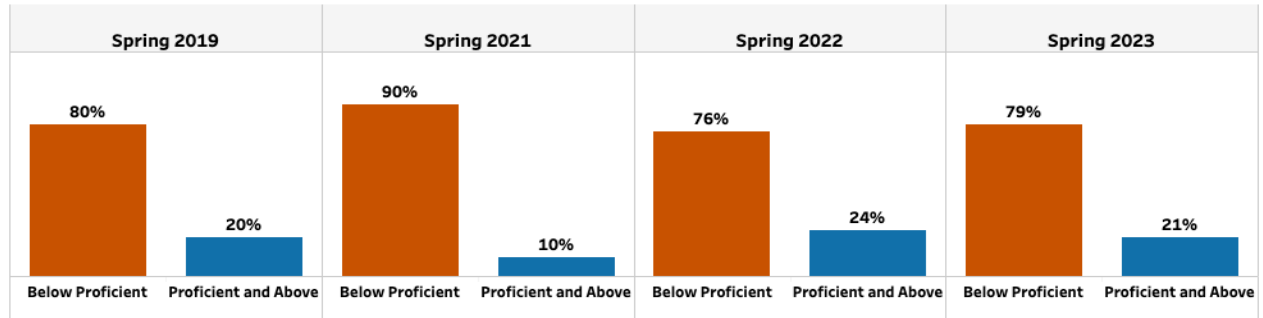
School Name

SHADOW ROCK ELEMENTARY SCHOOL

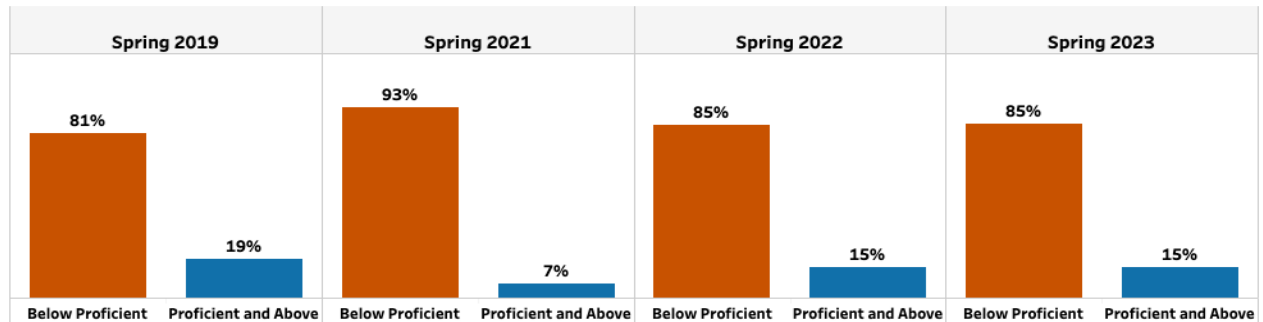


Milestones End-of-Grade (EOG)

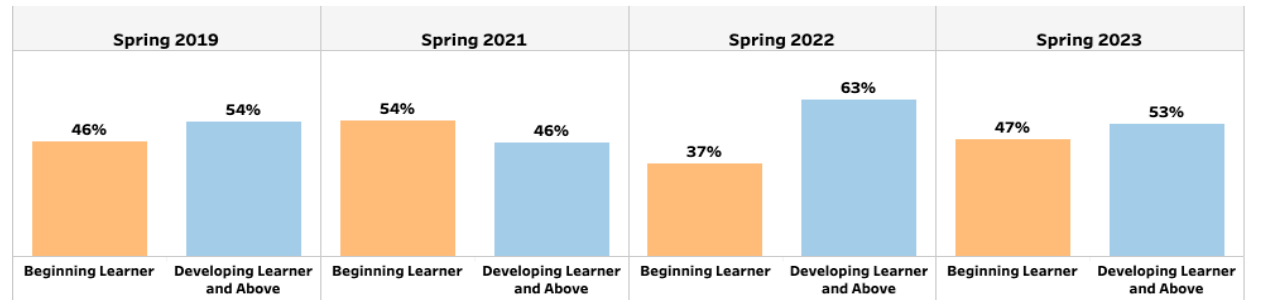
English / Language Arts



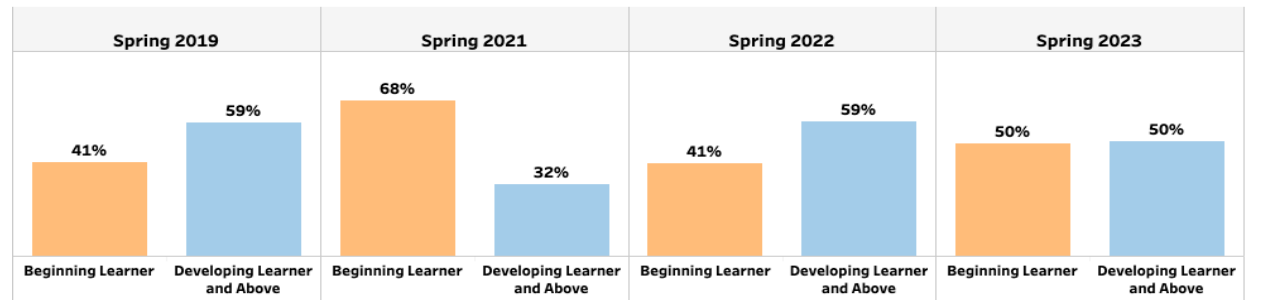
Mathematics



English / Language Arts



Mathematics



Average Daily Attendance

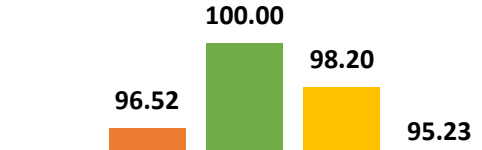
■ 2019 ■ 2020 ■ 2021 ■ 2022 ■ 2023



Shadow Rock Elementary School

% Students with No Discipline Incidents

■ 2019 ■ 2020 ■ 2021 ■ 2022 ■ 2023



Shadow Rock Elementary School

Shadow Rock Elementary S... ▾

Student Demographic Summary

Active Students as of the Last Day of School

	All Students	Black	Hispanic	White	Asian/Pacific Islander	Multi-Racial	Native American/Alaskan Native
2023	515	562	28	TFS	9	TFS	TFS
2022	506	498	41	TFS	13	10	TFS
2021	500	427	41	TFS	12	11	TFS
2020	570	432	39	TFS	10	18	TFS
2019	612	440	47	TFS	10	11	TFS

TFS - Too Few Students (Less than 10)