



Sequoah  
Middle School

## Mission

To ensure student success, leading to higher education, work, and life-long learning.

## Vision

To be a high achieving school that values academic, creative and physical excellence, social equity, cultural identity and community/parental engagement.

## School Leadership

Principal

Mr. Sedrick Anthony

Assistant Principals

Dr. Keisha Battle

Mr. Brian Heptinstall

Mrs. Rosario Chapman

Dr. Shelton Bernard

Sequoah Middle School

3456 Aztec Road

Doraville, GA 30340

(678) 676-7902

[www.sequoyahms.dekalb.k12.ga.us](http://www.sequoyahms.dekalb.k12.ga.us)



DeKalb County  
School District

## Academic Highlights

- 2023 GaDOE Recognized PBIS School
- 2023-2024 GaDOE Mathematics \$3,964 grant awardee
- 2023-2024 GaDOE Social Studies \$1,100 grant awardee
- 2022 Increased the percentage of students passing the ACCESS Test by 100%
- 2022 DCSD Middle School Soccer Champions

## Priority Areas and Improvement Strategies

- Reading and English/Language Arts Instruction
  - Marzano's Essentials for Achieving Rigor
  - Direct & Explicit Comprehension Strategy Instruction
- Mathematics Instruction
  - 3 Read Protocol
  - CRA (Concrete, Representational and Abstract)
- Social Studies and Science Instruction
  - Marzano's Essentials for Achieving Rigor
  - 5 Es: Engagement and Exploration
- School Culture/Climate
  - Attendance Incentive Program
  - PBIS

## School Performance

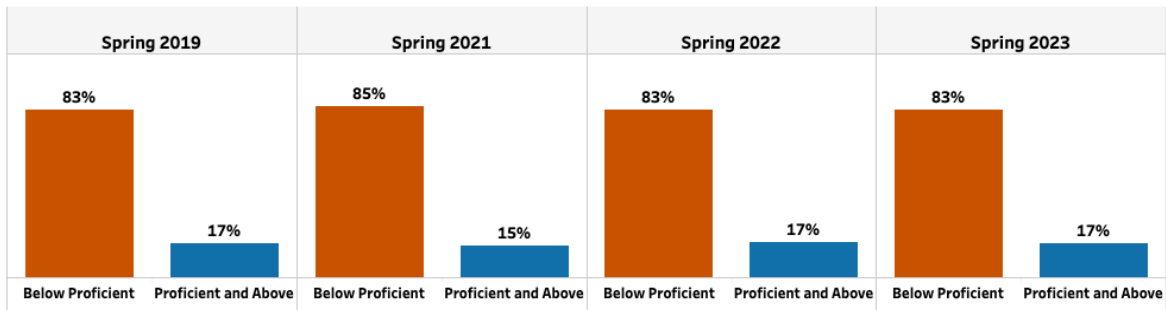
### GADOE College and Career Ready Performance Index (CCRPI) Scores

CCRPI scores were not available in 2020 and 2021

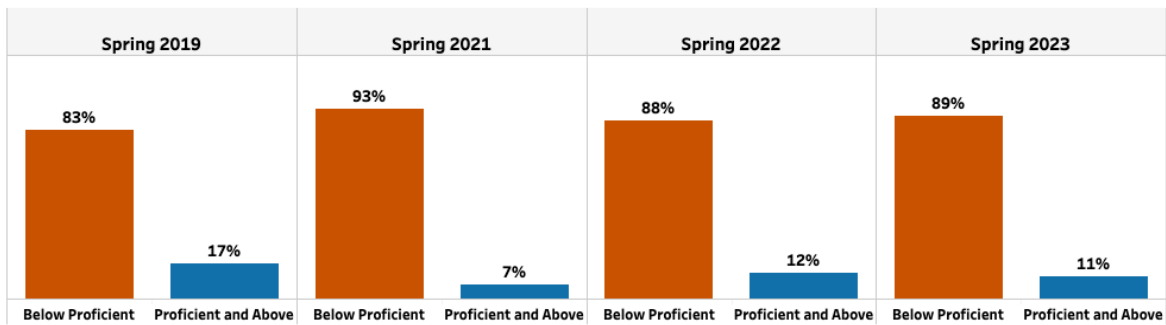
CCRPI COMPONENTS	2023	2022	2019	2018
<b>CONTENT MASTERY</b>	<b>35.7</b>	<b>34.6</b>	<b>40.9</b>	<b>40.0</b>
ENGLISH LANGUAGE ARTS	38.06	34.88	39.23	34.85
MATHEMATICS	34.36	32.46	43.47	43.01
SCIENCE	34.51	33.01	33.21	37.75
SOCIAL STUDIES	33.99	41.91	46.06	49.05
<b>PROGRESS</b>	<b>75.8</b>	<b>N/A</b>	<b>78.2</b>	<b>79.5</b>
ENGLISH LANGUAGE ARTS	85.07	N/A	78.80	79.13
MATHEMATICS	73.51	N/A	88.04	82.29
ENGLISH LEARNERS	44.77	58.46	30.99	68.11
<b>CLOSING GAPS</b>	<b>65.4</b>	<b>N/A</b>	<b>44.2</b>	<b>75.0</b>
<b>READINESS</b>	<b>72.0</b>	<b>63.7</b>	<b>72.6</b>	<b>72.0</b>
GRADE LEVEL READING/LITERACY	47.52	29.94	35.55	33.45
STUDENT ATTENDANCE	68.61	N/A	84.21	82.74
BEYOND THE CORE	99.77	97.45	97.94	99.93

### Milestones End-of-Grade (EOG)

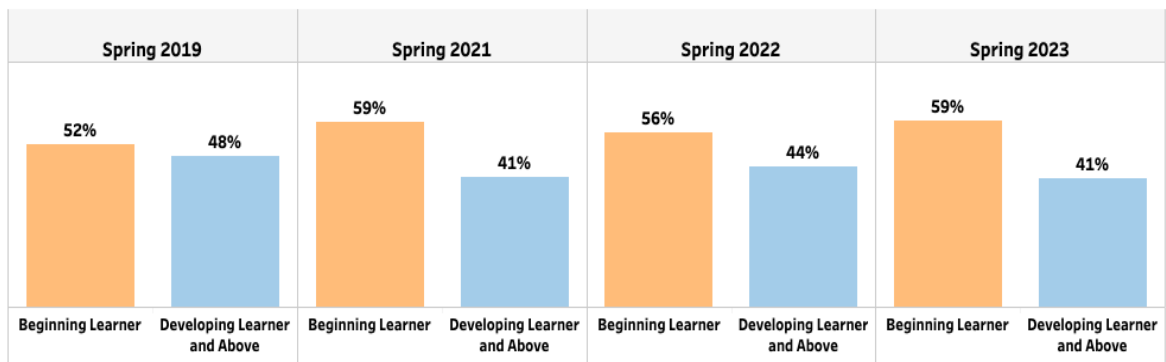
#### English / Language Arts



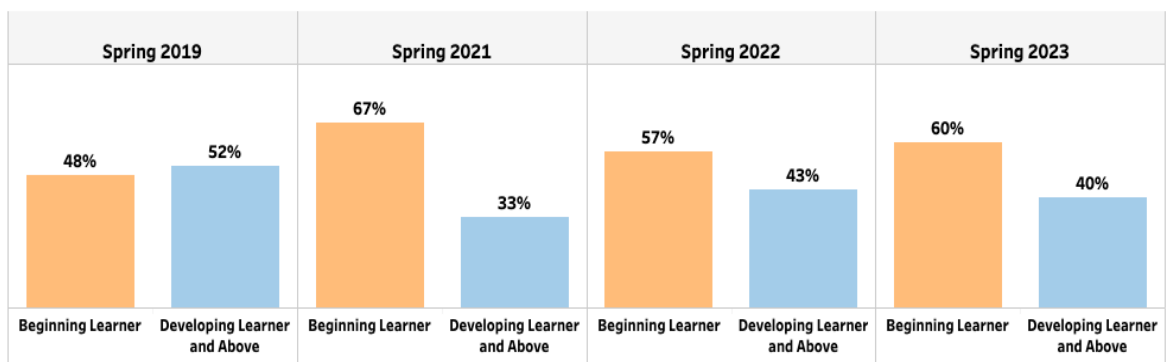
#### Mathematics

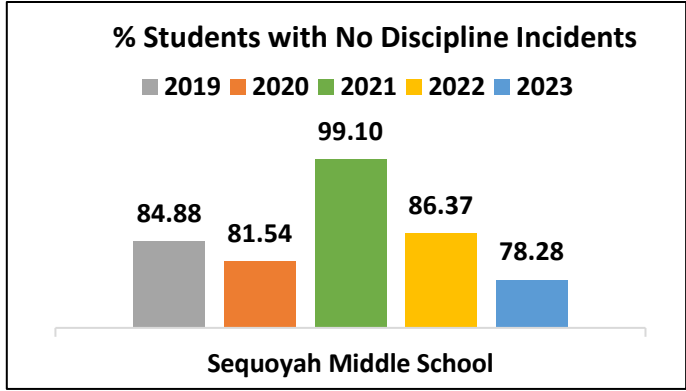
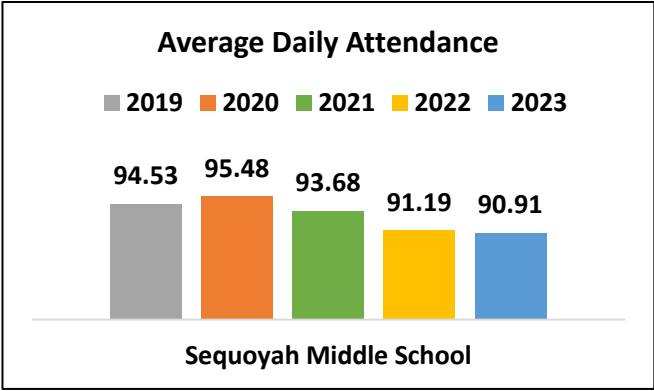


#### English / Language Arts



#### Mathematics





Sequoyah Middle School

### Student Demographic Summary

Active Students as of the Last Day of School

	All Students	Black	Hispanic	White	Asian/Pacific Islander	Multi-Racial	Native American/Alaskan Native
2023	1,742	63	1638	13	76	TFS	TFS
2022	1,845	56	1704	11	65	TFS	TFS
2021	1,843	50	1705	TFS	72	TFS	TFS
2020	1,846	55	1704	TFS	58	TFS	10
2019	1,798	42	1617	TFS	57	TFS	17

TFS – Too Few Students (Less than 10)