

## Academic Highlights

- DeKalb County School District Family Friendly School Award, 2020-21
- Dual STEM certified with the Georgia Department of Education and Cognia
- Georgia Milestones performance levels above district and state scores in all core content areas

## Mission

To form a collaborative effort between home and school that maximizes students' social and academic potential, preparing them to be 21st Century learners able to compete in a global society.

## Vision

To establish a solid foundation for a lifetime of learning.

## School Leadership

Principal  
Dr. Karen Williams

Assistant Principal  
Dr. Mark Montello

Sagamore Hills Elementary School  
1865 Alderbrook Road  
Atlanta, GA 30345  
(678) 874-7502

[www.sagamorehillsees.dekalb.k12.ga.us](http://www.sagamorehillsees.dekalb.k12.ga.us)

## Priority Areas and Improvement Strategies

- Literacy
  - Reading fluency/ Text complexity
  - Science of Reading Strategies
  - Small group/Guided Reading Instruction
- Mathematics
  - Research-based math strategies through standards-based instruction
  - Math Talks/Collaboration with meaningful tasks
  - Integration of STEM through Project Based Learning

## School Performance

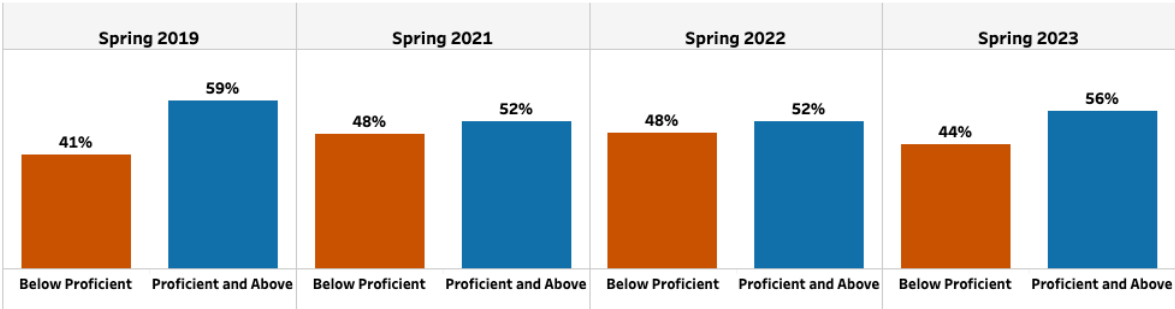
### GADOE College and Career Ready Performance Index (CCRPI) Scores

CCRPI scores were not available in 2020 and 2021

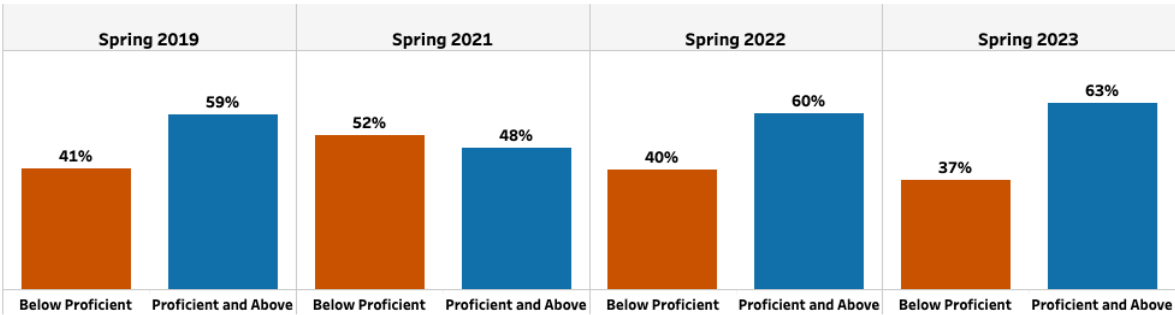
CCRPI COMPONENTS	2023	2022	2019	2018
<b>CONTENT MASTERY</b>	<b>88.2</b>	<b>82.1</b>	<b>84.3</b>	<b>78.6</b>
ENGLISH LANGUAGE ARTS	80.75	77.46	85.04	79.28
MATHEMATICS	91.45	84.41	85.30	85.01
SCIENCE	100.00+	88.78	82.20	76.80
SOCIAL STUDIES	N/A	N/A	81.05	58.93
<b>PROGRESS</b>	<b>94.4</b>	<b>N/A</b>	<b>80.8</b>	<b>75.1</b>
ENGLISH LANGUAGE ARTS	87.51	N/A	89.35	80.84
MATHEMATICS	100.00+	N/A	73.15	65.27
ENGLISH LEARNERS	100.00+	63.65	76.79	93.25
<b>CLOSING GAPS</b>	<b>78.1</b>	<b>N/A</b>	<b>84.1</b>	<b>75.0</b>
<b>READINESS</b>	<b>89.7</b>	<b>82.3</b>	<b>87.3</b>	<b>85.1</b>
GRADE LEVEL READING/LITERACY	81.82	65.06	69.10	63.74
STUDENT ATTENDANCE	87.32	N/A	93.14	91.47
BEYOND THE CORE	100.00	99.48	99.74	100.00

### Milestones End-of-Grade (EOG)

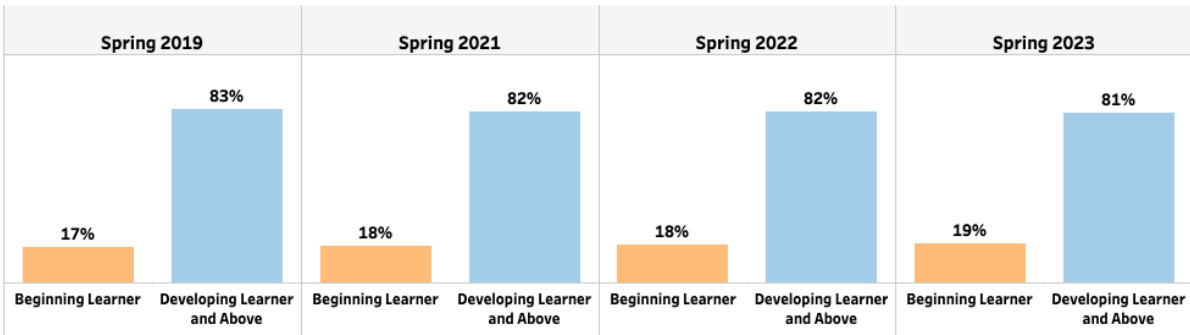
#### English / Language Arts



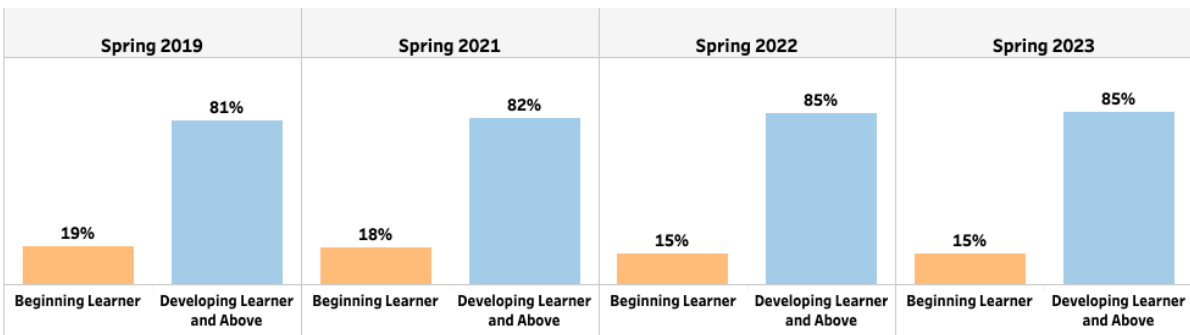
#### Mathematics



#### English / Language Arts

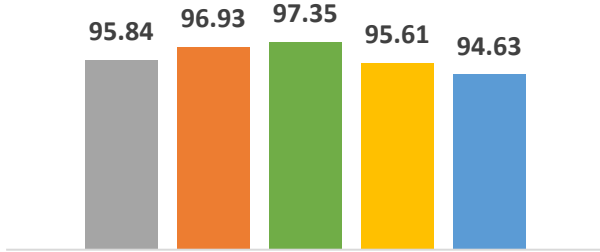


#### Mathematics



### Average Daily Attendance

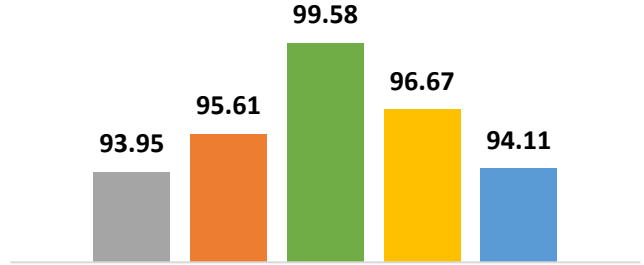
■ 2019 ■ 2020 ■ 2021 ■ 2022 ■ 2023



Sagamore Hills Elementary School

### % Students with No Discipline Incidents

■ 2019 ■ 2020 ■ 2021 ■ 2022 ■ 2023



Sagamore Hills Elementary School

Sagamore Hills Elementary ...

### Student Demographic Summary

Active Students as of the Last Day of School

	All Students	Black	Hispanic	White	Asian/Pacific Islander	Multi-Racial	Native American/Alaskan Native
2023	446	76	80	217	22	26	TFS
2022	414	81	89	229	26	32	TFS
2021	432	77	90	207	26	30	TFS
2020	458	75	92	197	22	26	TFS
2019	422	88	100	206	20	30	TFS

TFS – Too Few Students (Less than 10)