

Academic Highlights

- 2022-2023 Exited off GA DOE State TSI List
- Rowland met 3% goal increase of students scoring proficient or better on MAP benchmarks for grade K-5
- Highest Parent Portal usage for Area 3

Priority Areas and Improvement Strategies

- English Language Arts
 - Guided Reading
 - Explicit Vocabulary Instruction
- Mathematics
 - Mathematics Standards-Based Classroom
 - Explicit Vocabulary Instruction
- School Climate
 - SOAR (Safe, Organized, Accountable, and Respectful) Behavior Program

School Performance

GADOE College and Career Ready Performance Index (CCRPI) Scores

CCRPI scores were not available in 2020 and 2021

CCRPI COMPONENTS	2023	2022	2019	2018
CONTENT MASTERY	34.0	28.9	43.1	38.2
ENGLISH LANGUAGE ARTS	37.10	29.31	44.27	41.36
MATHEMATICS	30.27	24.89	43.19	42.30
SCIENCE	35.59	39.71	42.37	30.00
SOCIAL STUDIES	N/A	N/A	40.29	24.74
PROGRESS	92.2	N/A	80.6	73.5
ENGLISH LANGUAGE ARTS	89.46	N/A	81.52	78.78
MATHEMATICS	93.12	N/A	75.37	66.10
ENGLISH LEARNERS	100.00+	98.96	100.00+	83.34
CLOSING GAPS	76.7	N/A	86.1	47.2
READINESS	73.9	60.9	72.1	69.5
GRADE LEVEL READING/LITERACY	51.08	22.79	34.96	26.10
STUDENT ATTENDANCE	70.72	N/A	81.43	83.07
BEYOND THE CORE	99.75	99.10	99.80	99.43



Rowland
Elementary School

Mission

To promote academic excellence by forming a home, school and community connection in order to develop successful leaders.

Vision

Soaring to New Heights by demonstrating excellence in all things.

School Leadership

Principal

Ms. Vanessa Jones

Assistant Principal

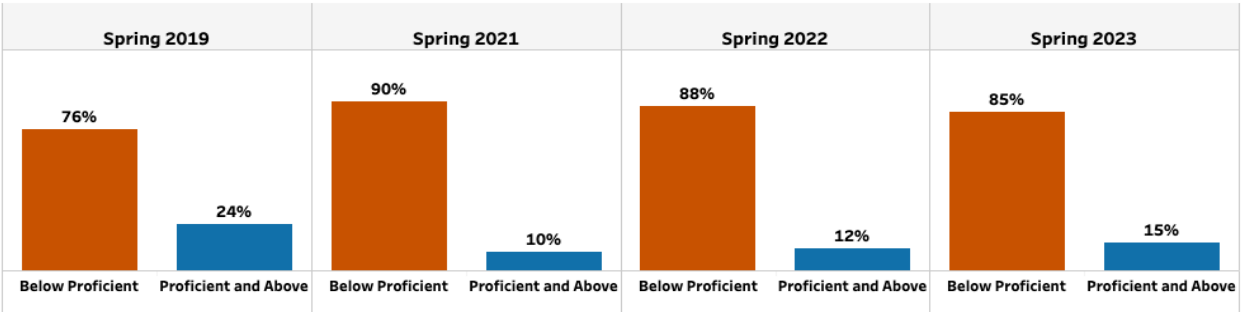
Dr. Mashika Jackson

Rowland Elementary School
1317 S. Indian Creek Drive
Stone Mountain, GA 30083
(678) 676-6202.

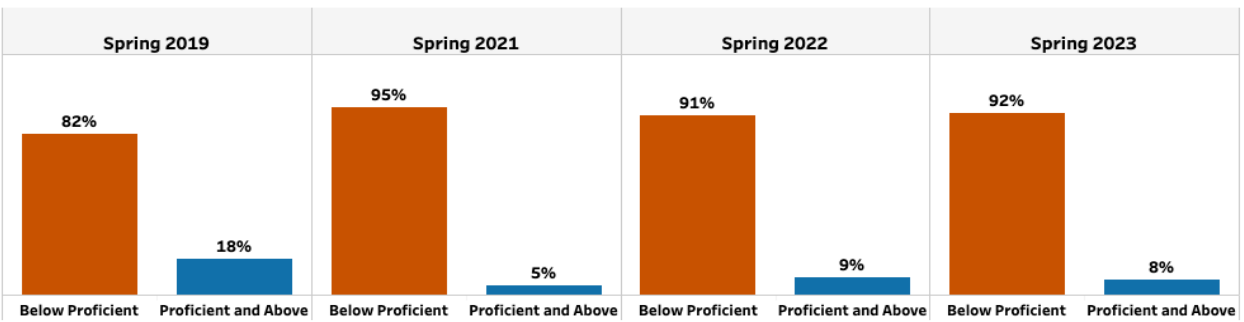
www.rowlandes.dekalb.k12.ga.us

Milestones End-of-Grade (EOG)

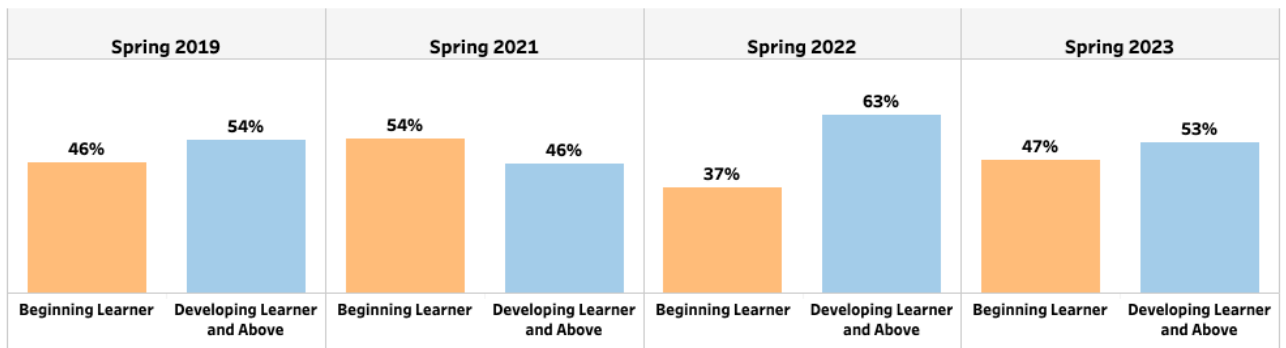
English / Language Arts



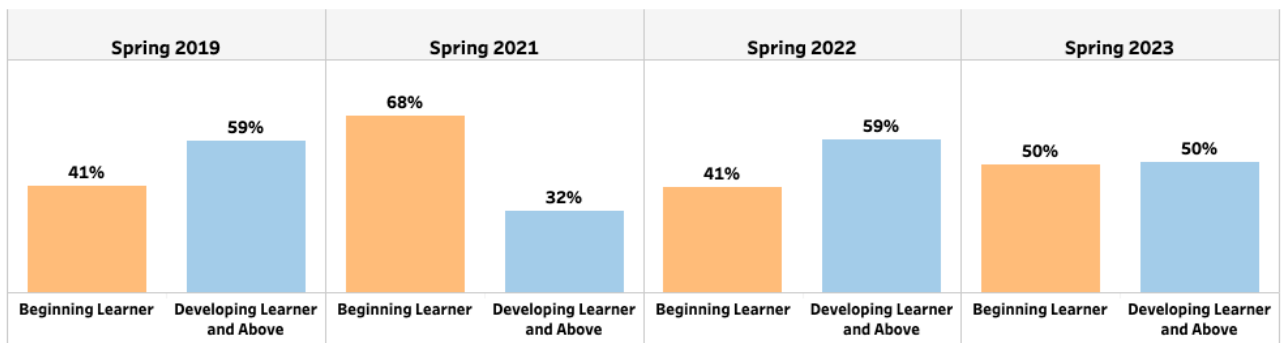
Mathematics



English / Language Arts

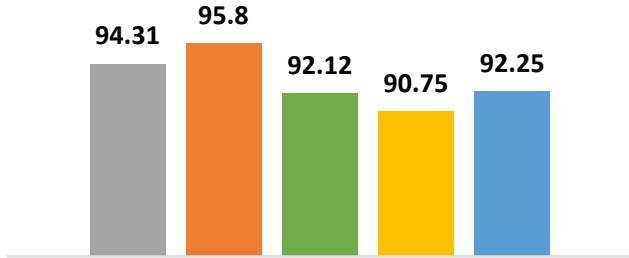


Mathematics



Average Daily Attendance

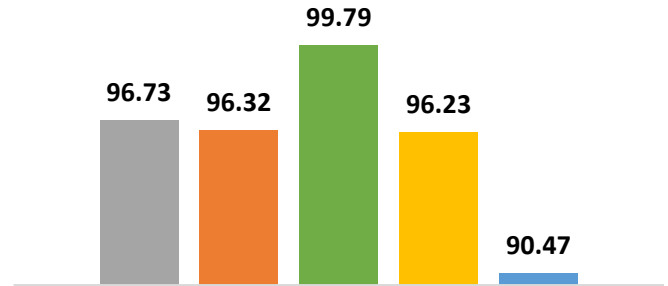
■ 2019 ■ 2020 ■ 2021 ■ 2022 ■ 2023



Rowland Elementary School

% Students with No Discipline Incidents

■ 2019 ■ 2020 ■ 2021 ■ 2022 ■ 2023



Rowland Elementary School

Rowland Elementary School

Student Demographic Summary

Active Students as of the Last Day of School

	All Students	Black	Hispanic	White	Asian/Pacific Islander	Multi-Racial	Native American/Alaskan Native
2023	418	435	57	TFS	25	10	TFS
2022	464	371	60	TFS	38	TFS	TFS
2021	418	301	56	TFS	44	12	TFS
2020	484	342	58	TFS	52	TFS	TFS
2019	532	306	55	TFS	47	TFS	TFS

TFS - Too Few Students (Less than 10)