

Academic Highlights

- 2019 Greatest Gains and Highest Performance Award
- 2019 Beating the Odds School
- Dual Language Immersion School - (Grades K-5 French)

Priority Areas and Improvement Strategies

- **MTSS**
 - Multi-tiered System of Supports
- **Attendance**
 - Implement a School-Wide Attendance Plan
- **English Language Arts**
 - Balanced Literacy
- **Mathematics**
 - Guided Math

School Performance

GADOE College and Career Ready Performance Index (CCRPI) Scores

CCRPI scores were not available in 2020 and 2021

CCRPI COMPONENTS	2023	2022	2019	2018
CONTENT MASTERY	46.3	39.7	50.4	48.9
ENGLISH LANGUAGE ARTS	46.96	45.12	52.01	49.08
MATHEMATICS	48.02	37.48	55.49	56.84
SCIENCE	38.66	29.93	40.92	36.37
SOCIAL STUDIES	N/A	N/A	39.70	37.28
PROGRESS	93.4	N/A	96.3	98.7
ENGLISH LANGUAGE ARTS	87.88	N/A	97.02	97.15
MATHEMATICS	100.00+	N/A	94.67	100.00+
ENGLISH LEARNERS	88.55	TFS	100.00+	100.00+
CLOSING GAPS	91.7	N/A	75.0	71.4
READINESS	77.4	65.3	74.4	75.6
GRADE LEVEL READING/LITERACY	55.29	32.04	40.11	38.51
STUDENT ATTENDANCE	77.22	N/A	83.22	88.18
BEYOND THE CORE	99.56	98.60	99.88	100.00

TFS – Too few students (Less than 10)



**Rockbridge
Elementary School**

Mission

To provide excellent educational opportunities enabling each student to become a productive citizen and a lifelong learner.

Vision

To inspire academic excellence and build positive character traits.

School Leadership

**Principal
Mr. Derrick Brown**

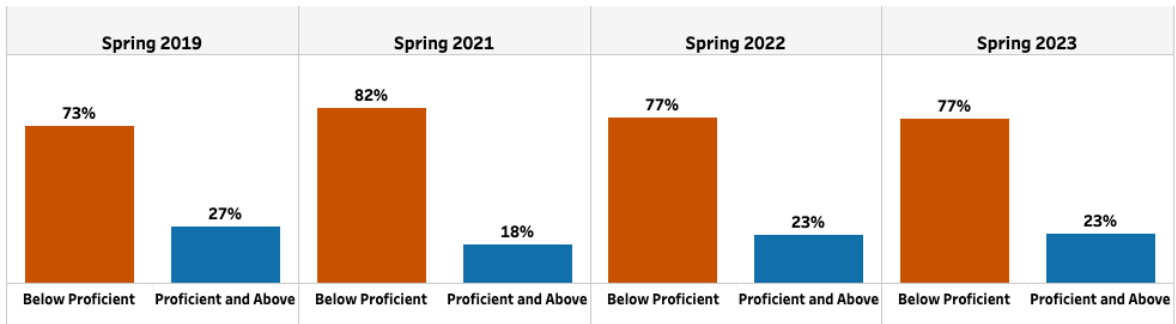
**Assistant Principal
Mr. Stanley Gaddis
Dr. Jamar Marks**

Rockbridge Elementary School
 445 Halwick Way
 Stone Mountain, GA 30083
 (678) 676-6102

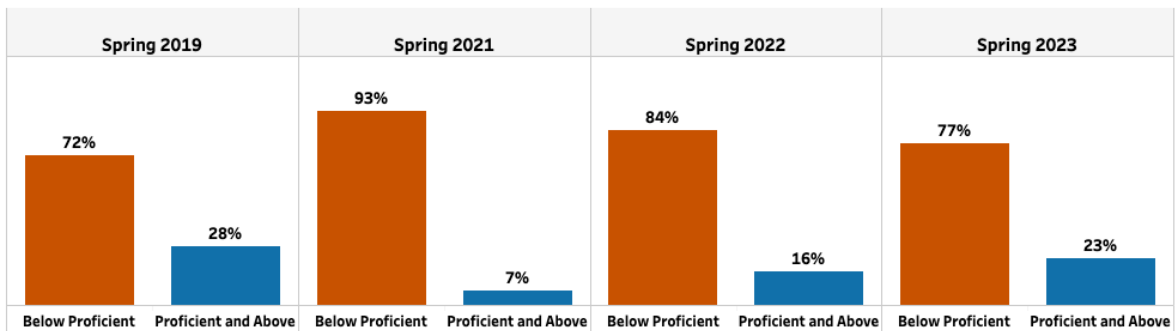
www.rockbridgees.dekalb.k12.ga.us

Milestones End-of-Grade (EOG)

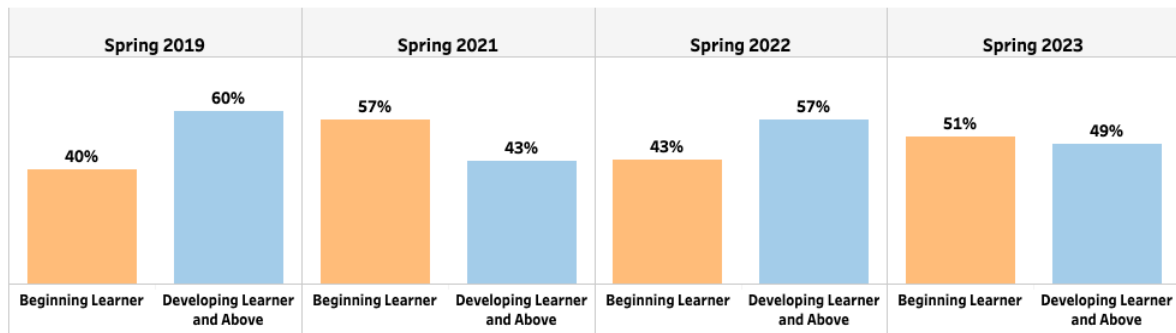
English / Language Arts



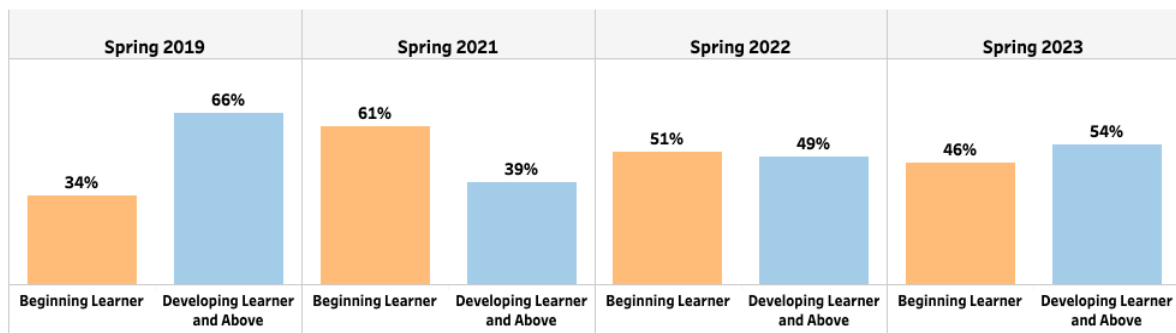
Mathematics

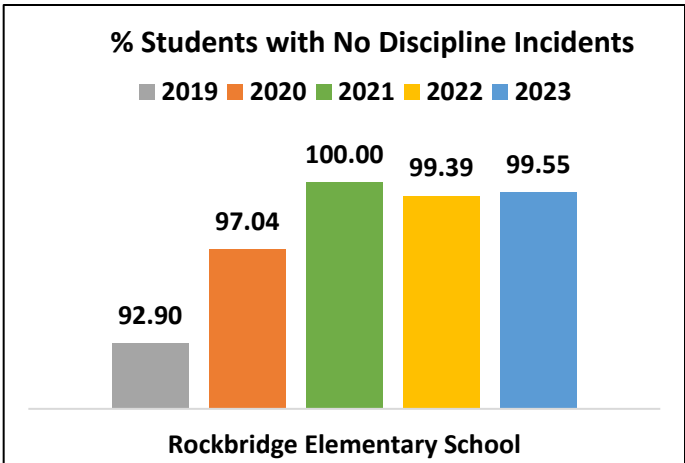
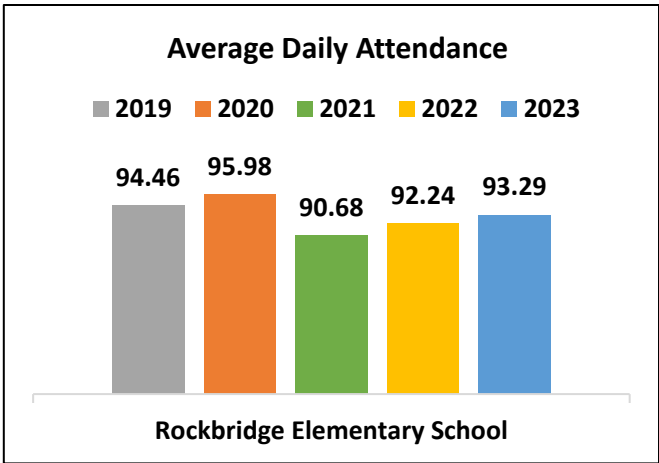


English / Language Arts



Mathematics





Rockbridge Elementary Sch... ▾

Student Demographic Summary

Active Students as of the Last Day of School

	All Students	Black	Hispanic	White	Asian/Pacific Islander	Multi-Racial	Native American/Alaskan Native
2023	938	725	71	TFS	45	34	TFS
2022	963	791	82	13	55	38	TFS
2021	904	737	71	11	48	32	TFS
2020	984	748	82	27	79	21	TFS
2019	889	696	92	20	100	25	TFS

TFS – Too Few Students (Less than 10)