

Mission

Our mission is to operate in
EXCELLENCE.

Vision

Our Vision is to be an educational community of high expectations and excellence; where all children feel loved, respected, and encouraged to explore and develop the best version of themselves.

School Leadership

Principal

Ms. Jamela Lewis

Assistant Principal

Ms. Delicia Stephens

Rock Chapel Elementary School
 1130 Rock Chapel Road
 Lithonia, GA 30058
 (678) 676-3802

www.rockchapeles.dekalb.k12.ga.us

Academic Highlights

- 2023-2024 GaDOE Mathematics \$3,990 grant awardee
- 2020, 2021 Title I Rewards School
- Established an art program for students in grades 3-5
- Increased communication via a tiered communication system

Priority Areas and Improvement Strategies

- Literacy
 - Guided Reading
 - Increased Learning Time
 - Structured Literacy
- Literacy
 - Concrete-Representational-Abstract (CRA) Sequence of Instruction
 - Increased Learning Time
- School Climate and Culture
 - Positive Behavior Supports
 - Attendance Incentive Program

School Performance

GADOE College and Career Ready Performance Index (CCRPI) Scores

CCRPI scores were not available in 2020 and 2021

CCRPI COMPONENTS	2023	2022	2019	2018
CONTENT MASTERY	43.2	37.1	51.7	44.6
ENGLISH LANGUAGE ARTS	43.59	41.76	54.99	42.08
MATHEMATICS	48.25	35.63	53.90	41.05
SCIENCE	26.92	27.48	45.83	62.93
SOCIAL STUDIES	N/A	N/A	41.08	44.33
PROGRESS	87.0	N/A	99.3	62.8
ENGLISH LANGUAGE ARTS	81.12	N/A	98.56	73.08
MATHEMATICS	92.78	N/A	100.00+	52.58
ENGLISH LEARNERS	TFS	TFS	TFS	TFS
CLOSING GAPS	63.6	N/A	71.4	25.0
READINESS	71.7	65.3	74.1	72.6
GRADE LEVEL READING/LITERACY	52.92	32.55	40.69	34.17
STUDENT ATTENDANCE	62.44	N/A	82.03	83.56
BEYOND THE CORE	99.82	97.95	99.61	100.00

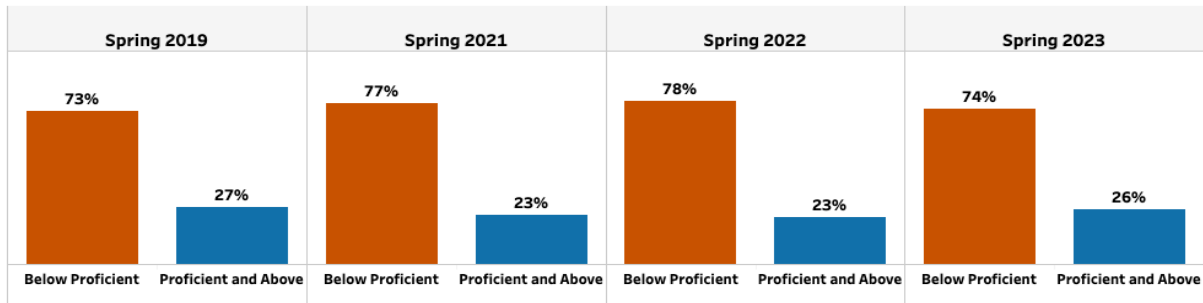
TFS - Too Few Students (Less than 10)

School Name

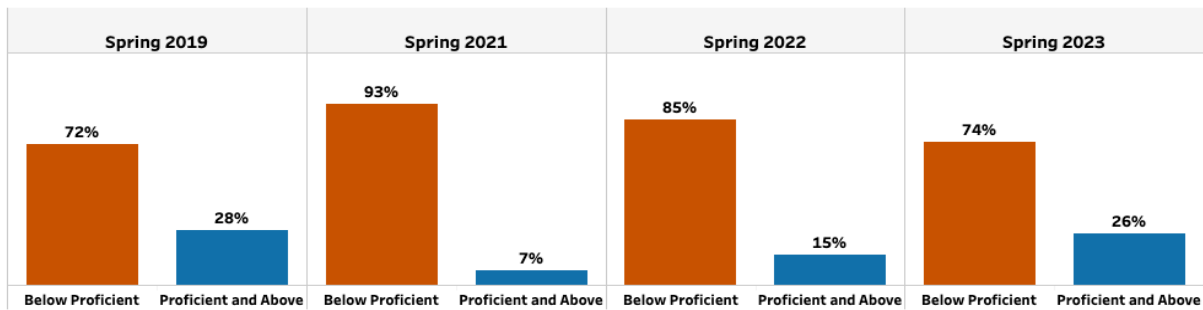
ROCK CHAPEL ELEMENTARY SCHOOL

Milestones End-of-Grade (EOG)

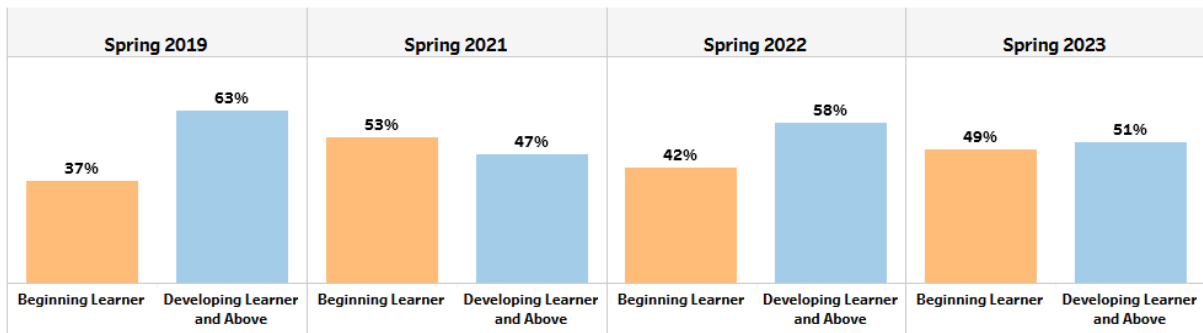
English / Language Arts



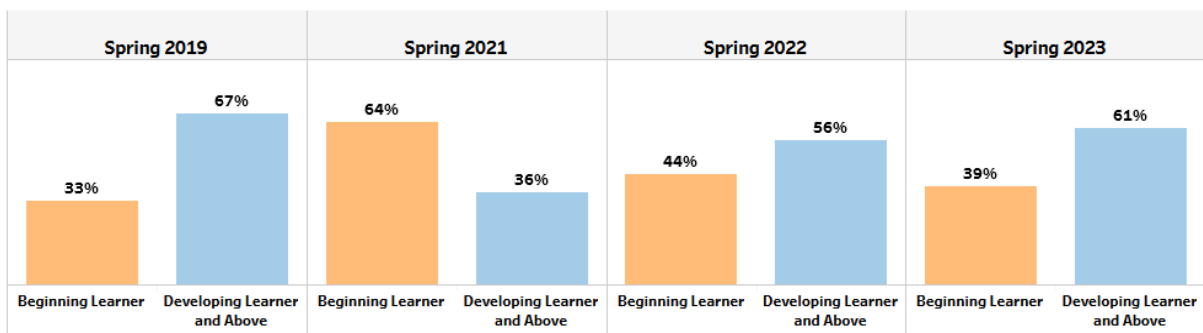
Mathematics

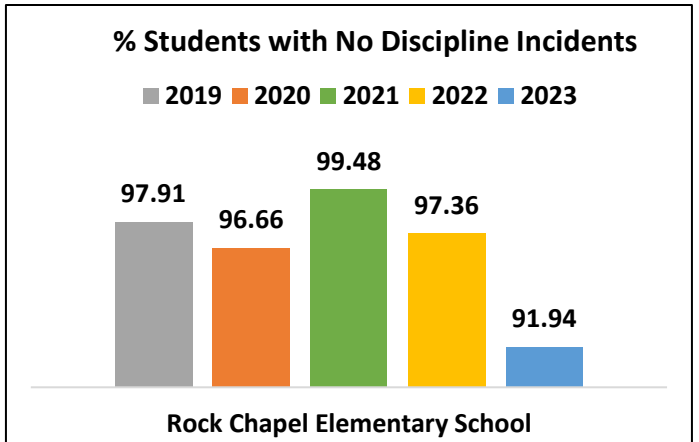
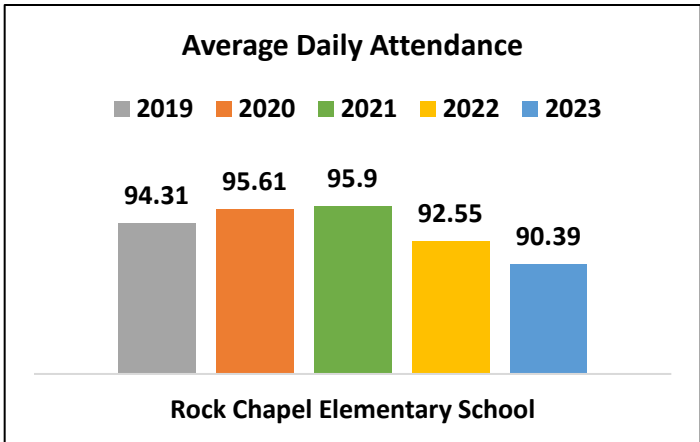


English / Language Arts



Mathematics





Rock Chapel Elementary Sc... ▾

Student Demographic Summary

Active Students as of the Last Day of School

	All Students	Black	Hispanic	White	Asian/Pacific Islander	Multi-Racial	Native American/Alaskan Native
2023	577	496	28	TFS	4	12	TFS
2022	573	501	21	TFS	1	13	TFS
2021	530	464	38	TFS	4	15	TFS
2020	545	506	33	TFS	3	24	TFS
2019	551	508	42	TFS	3	19	TFS

TFS - Too Few Students (Less than 10)