



Rainbow Elementary School

Mission

To ensure that our students achieve high academic standards, personal and civic responsibility, and a life-long commitment to learning by maintaining a supportive learning environment, utilizing innovative techniques, and emphasizing family literacy.

Vision

To build a community of highly effective teachers to lead the way in setting a standard of excellence through teaching and learning.

School Leadership

Principal
 Dr. Carolyn J. Benson

Assistant Principal
 Ms. Chante Blackwell

Rainbow Elementary School
 2801 Kelley Chapel Road
 Decatur, GA 30034
 (678) 874-1706.

www.rainbowes.dekalb.k12.ga.us

Academic Highlights

- H-PRIDE Certified
- Named a School of Excellence
- 2023-2024 GaDOE Mathematics \$4,000 grant awardee
- 2023-2024 SCANA Energy Homework Center \$15,000 grant awardee
- A former Title 1 Distinguished School
- Scholastic Book and MEEMIC Foundation Recipient
- Student Wrap Around Services School

Priority Areas and Improvement Strategies

- Reading
 - Guided Reading (An Interdisciplinary Approach)
- Mathematics
 - Implement Polya's Problem Solving/Interdisciplinary Approach
 - Guided Math/Interdisciplinary Approach

School Performance

GADOE College and Career Ready Performance Index (CCRPI) Scores

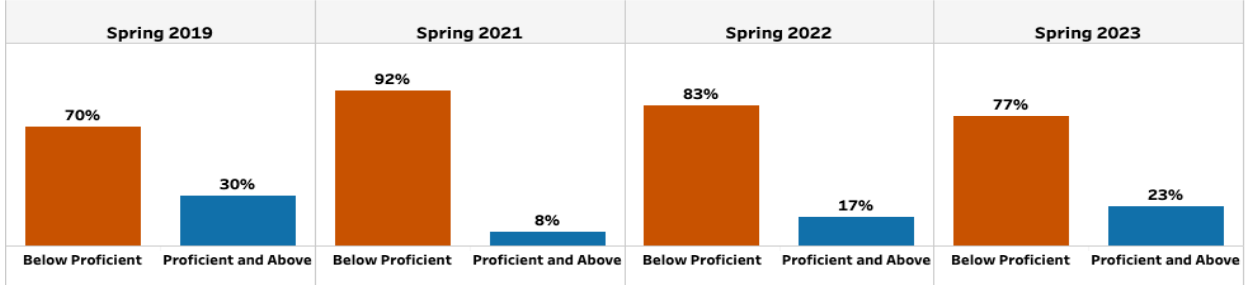
CCRPI scores were not available in 2020 and 2021

CCRPI COMPONENTS	2023	2022	2019	2018
CONTENT MASTERY	47.4	41.2	52.7	44.7
ENGLISH LANGUAGE ARTS	48.98	40.82	54.92	45.42
MATHEMATICS	48.97	40.14	54.37	45.18
SCIENCE	37.51	45.46	57.15	40.54
SOCIAL STUDIES	N/A	N/A	36.37	45.27
PROGRESS	88.2	N/A	89.1	74.1
ENGLISH LANGUAGE ARTS	91.01	N/A	94.85	97.77
MATHEMATICS	85.39	N/A	83.35	50.38
ENGLISH LEARNERS	TFS	TFS	TFS	TFS
CLOSING GAPS	90.9	N/A	75.0	82.1
READINESS	71.7	61.7	74.2	71.3
GRADE LEVEL READING/LITERACY	52.41	23.31	39.31	33.33
STUDENT ATTENDANCE	62.61	N/A	83.19	80.43
BEYOND THE CORE	100.00	100.00	100.00	100.00

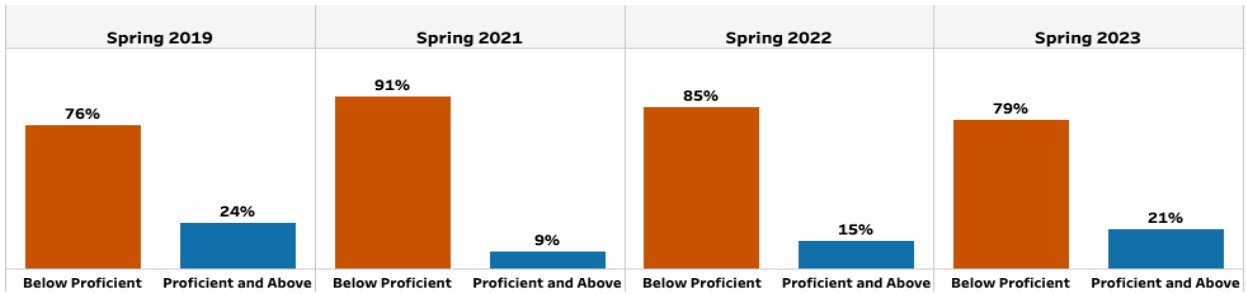
TFS - Too Few Students (Less than 10)

Milestones End-of-Grade (EOG)

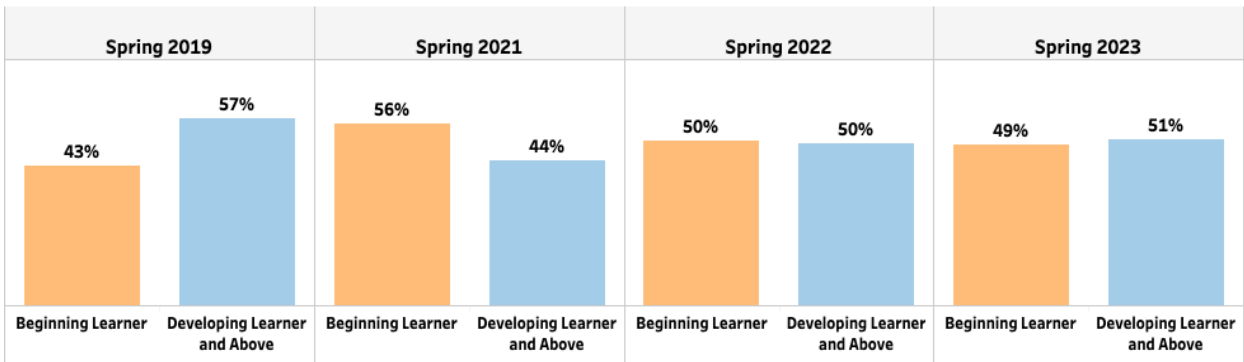
English / Language Arts



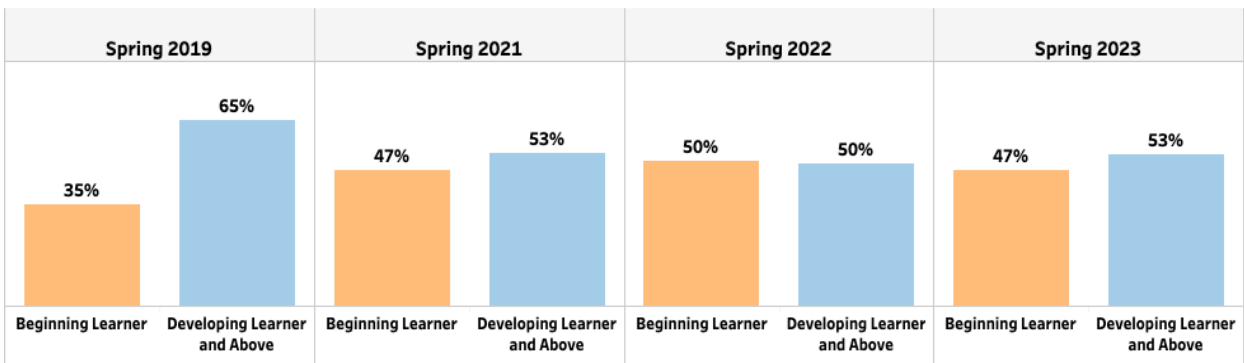
Mathematics

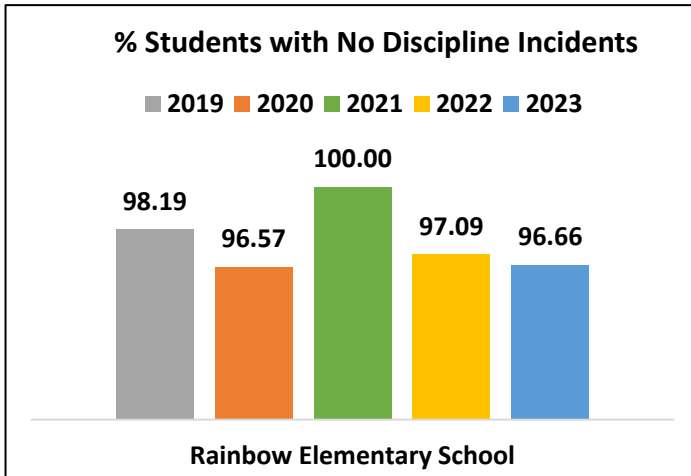
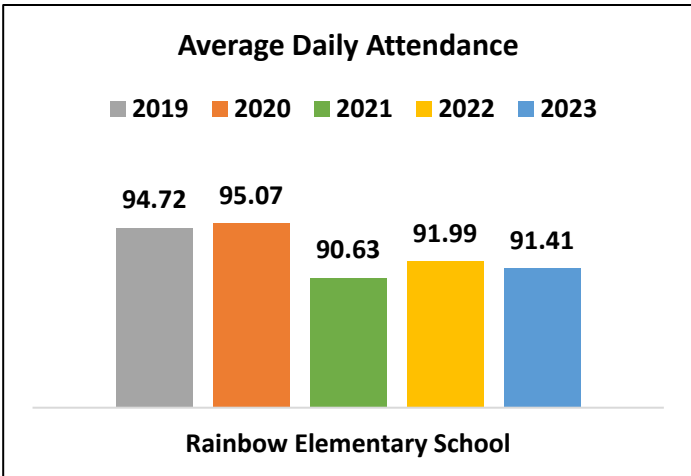


English / Language Arts



Mathematics





Rainbow Elementary School

Student Demographic Summary

Active Students as of the Last Day of School

	All Students	Black	Hispanic	White	Asian/Pacific Islander	Multi-Racial	Native American/Alaskan Native
2023	327	389	TFS	TFS	3	TFS	TFS
2022	333	342	13	TFS	2	TFS	TFS
2021	313	284	15	TFS	2	TFS	TFS
2020	370	297	22	TFS	4	TFS	TFS
2019	406	291	24	TFS	2	TFS	TFS

TFS - Too Few Students (Less than 10)