

Academic Highlights

- Percentage increases in content areas on GMAS
- 2022-2023 COVID-19 Mitigation \$20,000 grant awardee
- Increase proficiency in English Language Arts and Science

Priority Areas and Improvement Strategies

- **Mathematics**
 - CRA Sequence of Instruction (Concrete-Representational-Abstract)
 - Georgia DOE Learning Plans
- **Literacy**
 - Structured Literacy
 - Interactive Read Aloud, Think Aloud & Shared Reading
- **Science**
 - Science 5E Instructional Model
- **School Climate & Culture**
 - PBIS

School Performance

GADOE College and Career Ready Performance Index (CCRPI) Scores

CCRPI scores were not available in 2020 and 2021

CCRPI COMPONENTS	2023	2022	2019	2018
CONTENT MASTERY	41.6	38.9	55.8	47.5
ENGLISH LANGUAGE ARTS	44.62	40.31	54.31	47.92
MATHEMATICS	40.17	40.57	60.21	50.62
SCIENCE	36.76	29.68	55.16	40.22
SOCIAL STUDIES	N/A	N/A	47.79	44.41
PROGRESS	88.3	N/A	87.8	82.2
ENGLISH LANGUAGE ARTS	92.63	N/A	86.12	80.95
MATHEMATICS	83.95	N/A	89.44	83.40
ENGLISH LEARNERS	TFS	TFS	TFS	TFS
CLOSING GAPS	82.1	N/A	83.3	100.0
READINESS	73.4	64.4	77.0	75.0
GRADE LEVEL READING/LITERACY	55.81	28.92	43.81	38.46
STUDENT ATTENDANCE	65.09	N/A	87.65	86.50
BEYOND THE CORE	99.33	99.86	99.47	100.00

TFS - Too Few Students (Less than 10)



**Princeton
Elementary School**

Mission

To educate and empower all students through a rigorous learning environment that promotes academic and social growth, strengthens collaborative partnerships among all stakeholders.

Vision

Princeton Elementary is a nurturing, safe, and professional environment that supports the educational success, social, emotional, and physical development of all students through evidence and a standard based curriculum.

School Leadership

Principal

Dr. Adib Shakir

Assistant Principal

Dr. Latonia Massey-Hunter

Mr. Jarod Mansour

Princeton Elementary School

1321 S. Deshon Road

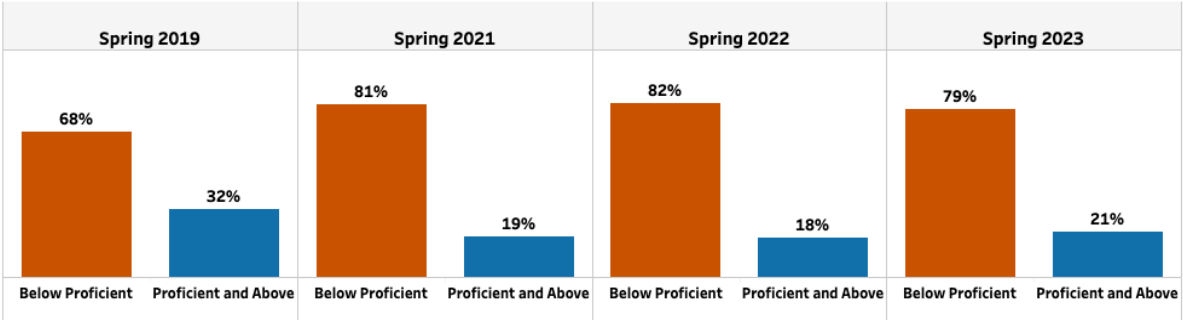
Lithonia, GA 30058

(678) 875-3002

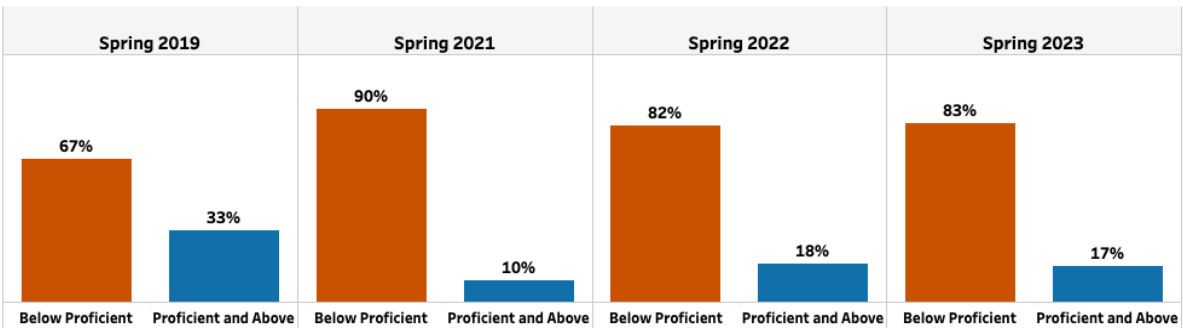
www.princtones.dekalb.k12.ga.us

Milestones End-of-Grade (EOG)

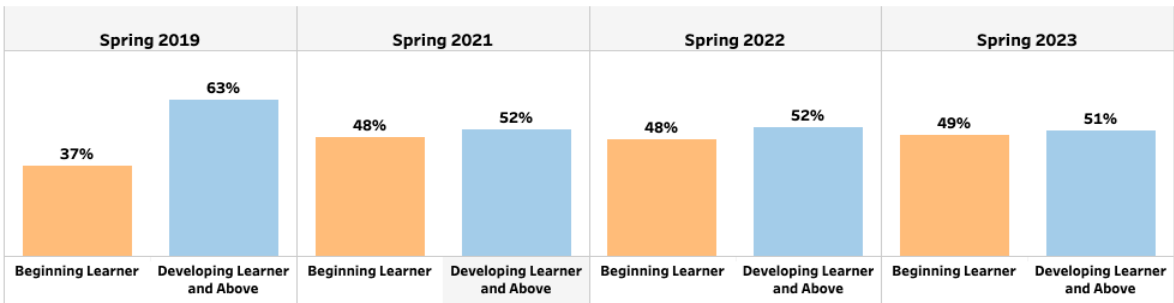
English / Language Arts



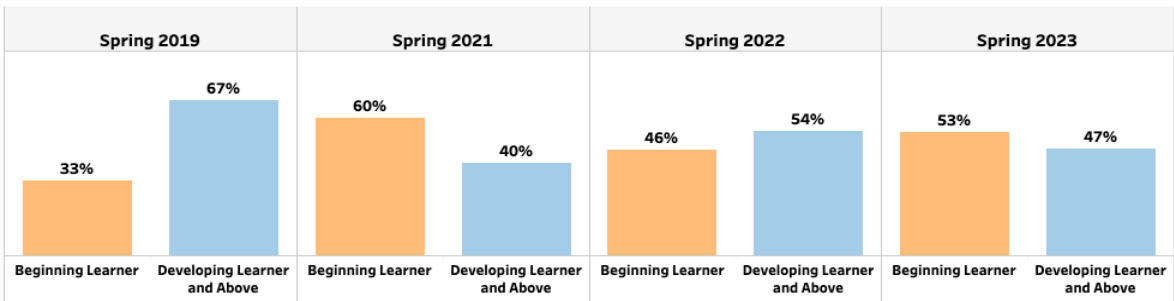
Mathematics



English / Language Arts

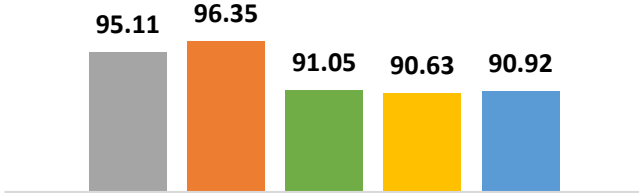


Mathematics



Average Daily Attendance

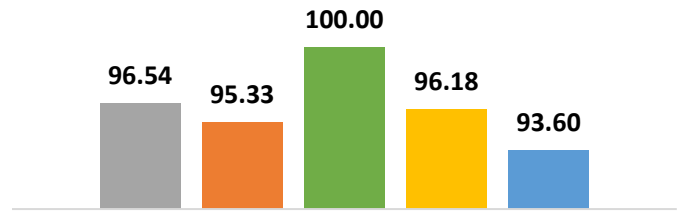
■ 2019 ■ 2020 ■ 2021 ■ 2022 ■ 2023



Princeton Elementary School

% Students with No Discipline Incidents

■ 2019 ■ 2020 ■ 2021 ■ 2022 ■ 2023



Princeton Elementary School

Princeton Elementary School		Student Demographic Summary						Active Students as of the Last Day of School
	All Students	Black	Hispanic	White	Asian/Pacific Islander	Multi-Racial	Native American/Alaskan Native	
2023	768	704	44	TFS	0	20	TFS	
2022	750	682	45	TFS	1	23	TFS	
2021	725	644	54	TFS	3	17	TFS	
2020	761	670	43	TFS	7	19	TFS	
2019	776	677	62	TFS	7	18	TFS	

TFS – Too Few Students (Less than 10)