

Academic Highlights

- Increased Mathematics Content Mastery by 7.36
- K-5 Dual Language Spanish/English Program
- STEM classes for all students 2x a week
- Specialized academic program for students new to the USA

Priority Areas and Improvement Strategies

- Literacy
 - Reader's Workshop
 - Writer's Workshop: Lucy Calkins' Units of Study for Writing
- Mathematics
 - Integrated Math and Science Workshop Model

School Performance

GADOE College and Career Ready Performance Index (CCRPI) Scores

CCRPI scores were not available in 2020 and 2021

CCRPI COMPONENTS	2023	2022	2019	2018
CONTENT MASTERY	36.8	32.6	61.8	61.7
ENGLISH LANGUAGE ARTS	36.86	33.48	59.41	57.83
MATHEMATICS	39.01	31.65	62.97	71.53
SCIENCE	29.52	32.41	70.72	54.90
SOCIAL STUDIES	N/A	N/A	56.43	50.49
PROGRESS	85.8	N/A	88.6	93.5
ENGLISH LANGUAGE ARTS	87.76	N/A	89.61	85.45
MATHEMATICS	83.00	N/A	86.04	100.00+
ENGLISH LEARNERS	89.08	88.70	95.28	100.00+
CLOSING GAPS	73.5	N/A	67.5	100.0+
READINESS	70.4	61.9	75.9	76.9
GRADE LEVEL READING/LITERACY	41.38	23.97	45.86	44.60
STUDENT ATTENDANCE	70.38	N/A	82.01	86.01
BEYOND THE CORE	99.49	99.82	99.68	100.00



Mission

To form a community and school partnership, provide an engaging learning environment, assure academic and social excellence, build a foundation for lifelong learning in a global environment, and promote a positive self-image for all children.

Vision

A school where teachers, students, and parents use honesty, respect, teamwork, and compassion to persevere in solving challenging problems and strive to become lifelong learners.

School Leadership

Principal

Ms. Amy Heutel

Assistant Principal

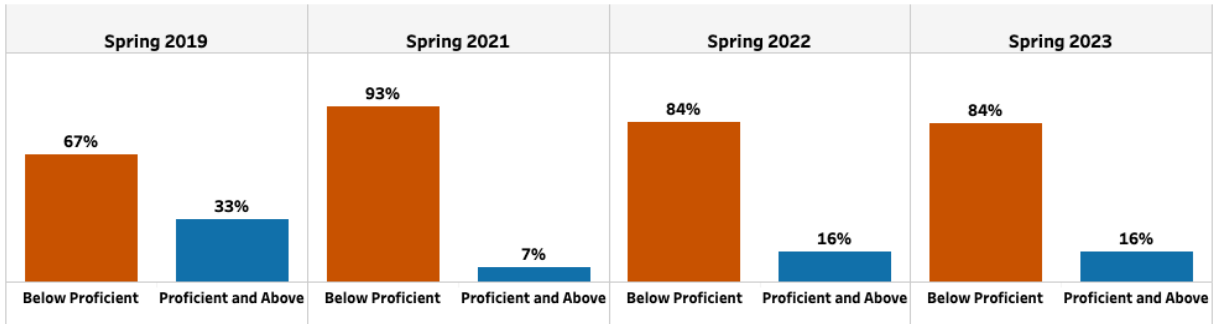
Mr. Jonathan Nelson Rodriguez

Pleasantdale Elementary School
 3680 Pleasantdale Road
 Atlanta, GA 30340
 (678) 874-3502

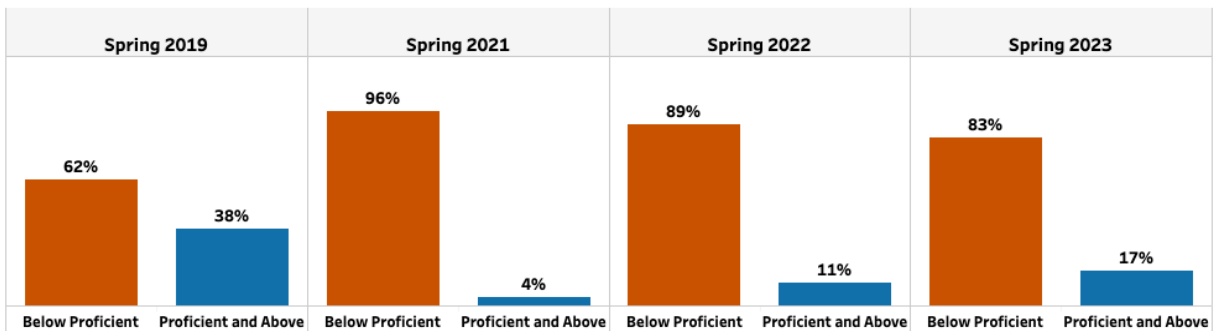
www.pleasantdalees.dekalb.k12.ga.us

Milestones End-of-Grade (EOG)

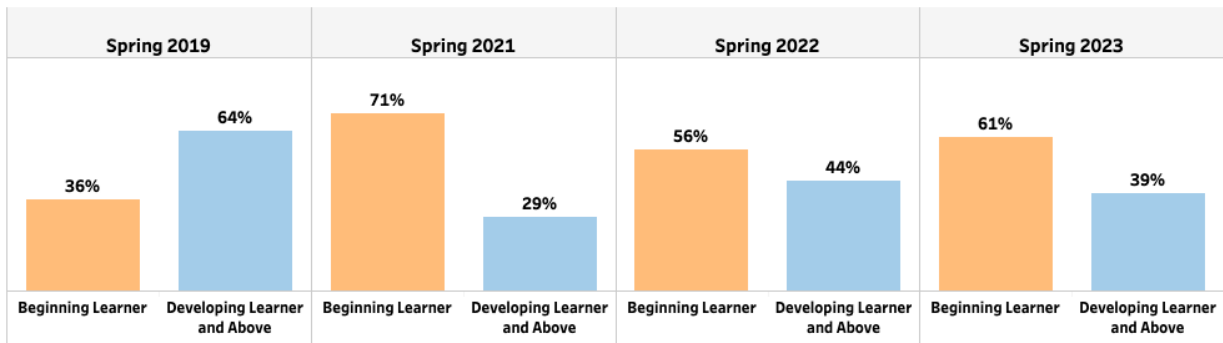
English / Language Arts



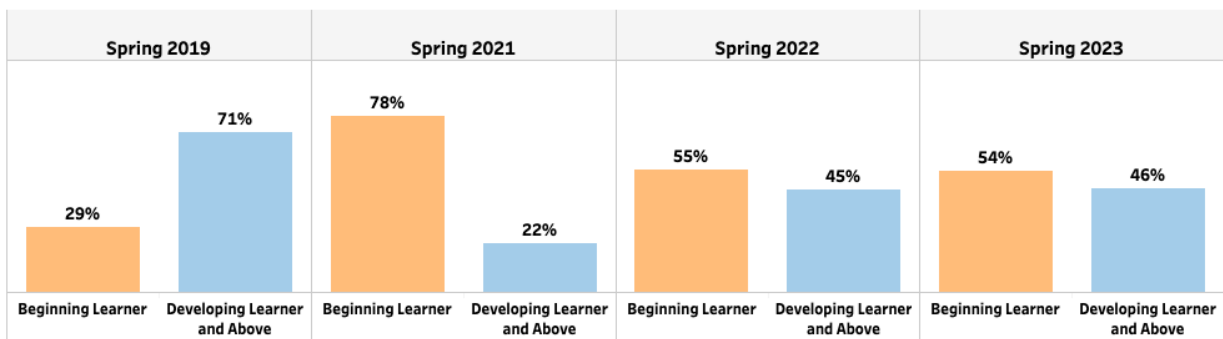
Mathematics



English / Language Arts

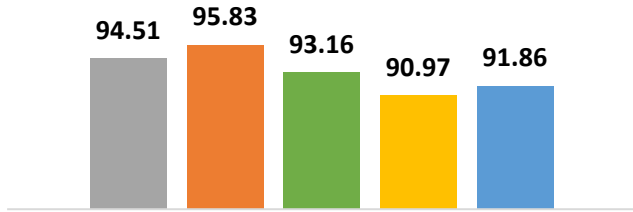


Mathematics



Average Daily Attendance

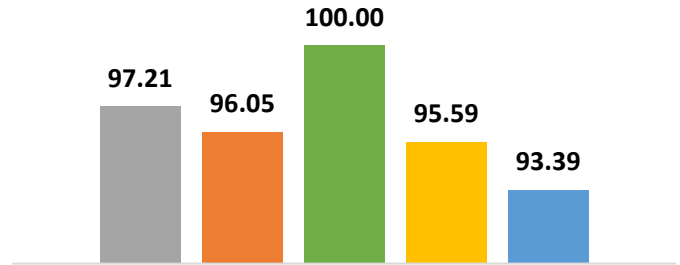
■ 2019 ■ 2020 ■ 2021 ■ 2022 ■ 2023



Pleasantdale Elementary School

% Students with No Discipline Incidents

■ 2019 ■ 2020 ■ 2021 ■ 2022 ■ 2023



Pleasantdale Elementary School

Pleasantdale Elementary S...		Student Demographic Summary						Active Students as of the Last Day of School
	All Students	Black	Hispanic	White	Asian/Pacific Islander	Multi-Racial	Native American/Alaskan Native	
2023	635	191	433	19	18	11	TFS	
2022	621	198	396	18	13	TFS	TFS	
2021	626	197	391	15	14	TFS	TFS	
2020	636	189	376	23	13	15	TFS	
2019	676	158	430	20	12	11	TFS	

TFS – Too Few Students (Less than 10)