

Academic Highlights

- 2023 TSA State Champion and Regional Champions
- 2022 Honors Band Members (2) & Superior Band Ratings (8th grade)
- 2022 Cognia Accredited STE(A)M School

Priority Areas and Improvement Strategies

- Academically Challenging Classroom Environment
 - Multicurricular Common Formative Assessments with Student Data Talks
- Social Emotional Learning
 - Social Emotional Instruction
 - Small Group Instruction

School Performance

GADOE College and Career Ready Performance Index (CCRPI) Scores

CCRPI scores were not available in 2020 and 2021

CCRPI COMPONENTS	2023	2022	2019	2018
CONTENT MASTERY	63.4	64.0	70.0	72.9
ENGLISH LANGUAGE ARTS	66.85	66.67	72.84	72.56
MATHEMATICS	64.34	62.97	72.43	74.49
SCIENCE	53.92	55.95	60.79	67.50
SOCIAL STUDIES	59.50	67.44	63.68	74.74
PROGRESS	74.7	N/A	66.0	73.7
ENGLISH LANGUAGE ARTS	80.50	N/A	62.80	73.39
MATHEMATICS	76.96	N/A	71.55	77.10
ENGLISH LEARNERS	38.22	59.40	55.86	60.27
CLOSING GAPS	52.9	N/A	25.0	67.1
READINESS	82.4	78.7	86.5	86.7
GRADE LEVEL READING/LITERACY	70.61	57.45	66.47	66.60
STUDENT ATTENDANCE	76.96	N/A	93.43	94.36
BEYOND THE CORE	99.69	99.85	99.57	99.23



Peachtree Middle School

Mission

Through a spirit of teamwork, Peachtree Middle School supports students in realizing their academic and personal dreams.

Vision

To educate the whole child & instill in our students a love for learning that celebrates creativity, innovation, and culture. We are a community of learners that strives to provide data-driven, differentiated instruction & mental health support.

School Leadership

Principal
Dr. Jose DeJesus

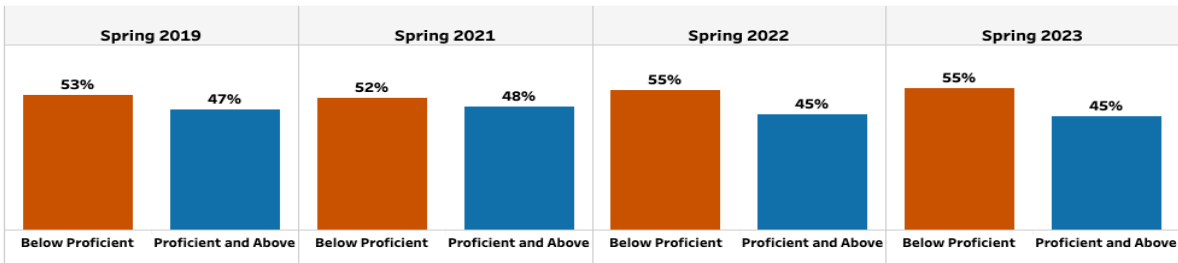
Assistant Principals
Ms. Andrea Merrick
Mr. Alex Brown
Ms. Natalie Cowart

Peachtree Middle School
4664 North Peachtree Rd
Atlanta, GA 30338
(678) 676-7702

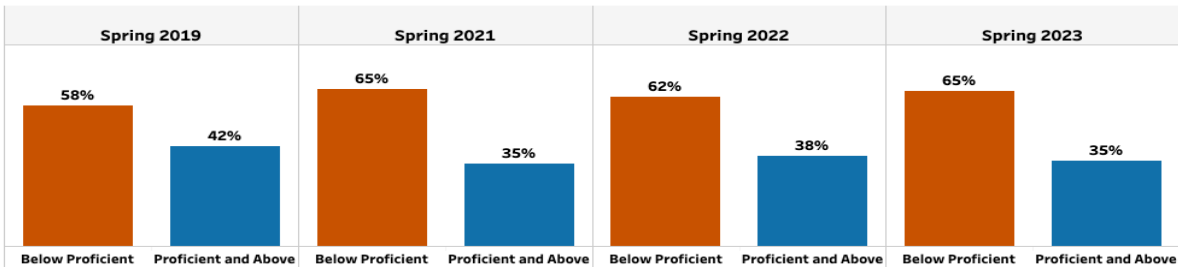
www.peachtreems.dekalb.k12.ga.us

Milestones End-of-Grade (EOG)

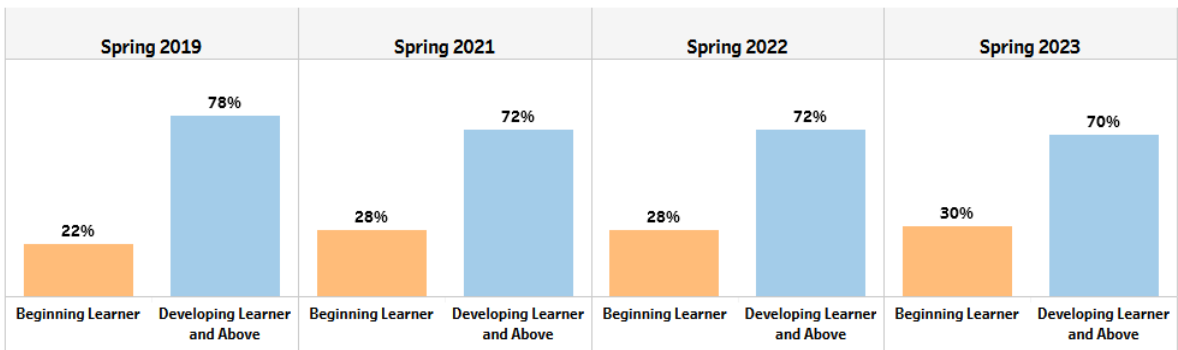
English / Language Arts



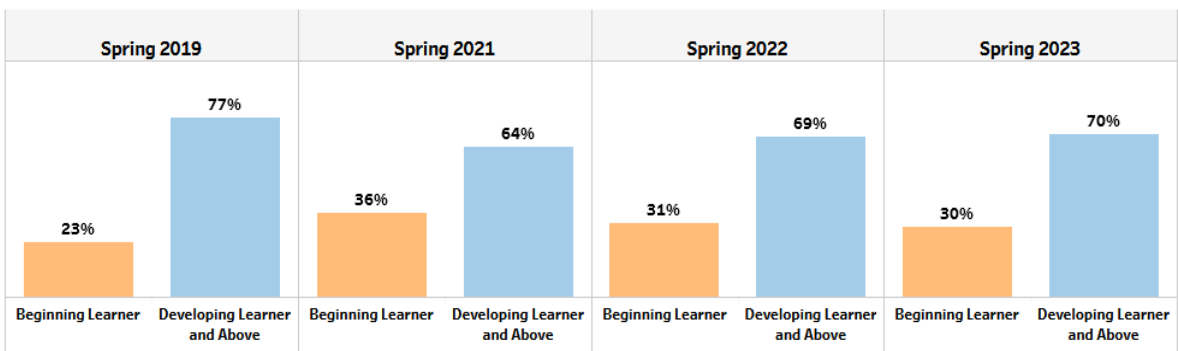
Mathematics



English / Language Arts



Mathematics



Average Daily Attendance

2019 2020 2021 2022 2023

96.42 97.16 96.57 93.17 92.63

Peachtree Middle School

% Students with No Discipline Incidents

2019 2020 2021 2022 2023

85.94 89.01 99.04 84.36 80.26

Peachtree Middle School

Peachtree Middle School		Student Demographic Summary						Active Students as of the Last Day of School
	All Students	Black	Hispanic	White	Asian/Pacific Islander	Multi-Racial	Native American/Alaskan Native	
2023	1,289	253	575	621	141	31	TFS	
2022	1,360	243	570	538	138	35	TFS	
2021	1,432	215	570	464	137	39	TFS	
2020	1,533	219	600	376	117	41	TFS	
2019	1,628	207	581	367	90	39	TFS	

TFS – Too Few Students (Less than 10)

