



**Peachcrest
Elementary School**

Mission

To provide quality standards-based instruction in a safe, nurturing environment with the collective efforts of an authentic school, family, and community partnership.

Vision

To empower all students to achieve academic excellence, social-emotional development, and college & career readiness in a global society.

School Leadership

**Principal
Ms. Stephany Smith**

**Assistant Principal
Ms. Lashundra Jenkins**

**Peachcrest Elementary School
1530 Joy Lane
Decatur, GA 30032
(678) 874-1602**

Academic Highlights

- 2023 GaDOE Recognized PBIS School
- 2019-2020 Training \$2,202 grant awardee
- Building Academic Foundation with 50% of the K-2nd grade students meeting Reading & Math MAP Growth

Priority Areas and Improvement Strategies

- Reading and Social Studies
 - Guided Reading
 - Utilize Leveled Literacy Intervention (LLI)
 - Writers Workshop
- Mathematics and Science
 - POLYA's Problem Solving
 - Number Talks
- School Attendance
 - Components of PBIS

School Performance

GADOE College and Career Ready Performance Index (CCRPI) Scores

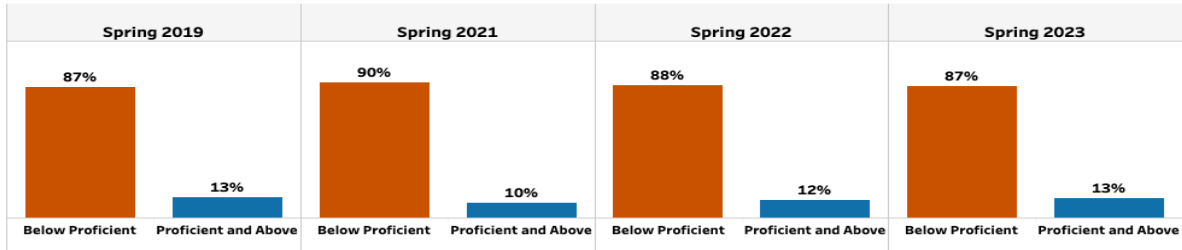
CCRPI scores were not available in 2020 and 2021

CCRPI COMPONENTS	2023	2022	2019	2018
CONTENT MASTERY	31.0	25.1	35.4	28.8
ENGLISH LANGUAGE ARTS	32.43	30.19	37.97	29.51
MATHEMATICS	29.03	22.83	35.95	33.17
SCIENCE	32.31	16.77	30.00	20.91
SOCIAL STUDIES	N/A	N/A	31.75	21.35
PROGRESS	82.3	N/A	76.2	69.0
ENGLISH LANGUAGE ARTS	86.56	N/A	73.99	67.09
MATHEMATICS	78.08	N/A	76.13	66.67
ENGLISH LEARNERS	TFS	TFS	86.84	87.94
CLOSING GAPS	100.0	N/A	100	75.0
READINESS	64.1	58.2	64.4	64.5
GRADE LEVEL READING/LITERACY	39.45	18.11	24.12	19.29
STUDENT ATTENDANCE	53.20	N/A	69.44	74.34
BEYOND THE CORE	99.68	98.37	99.65	99.78

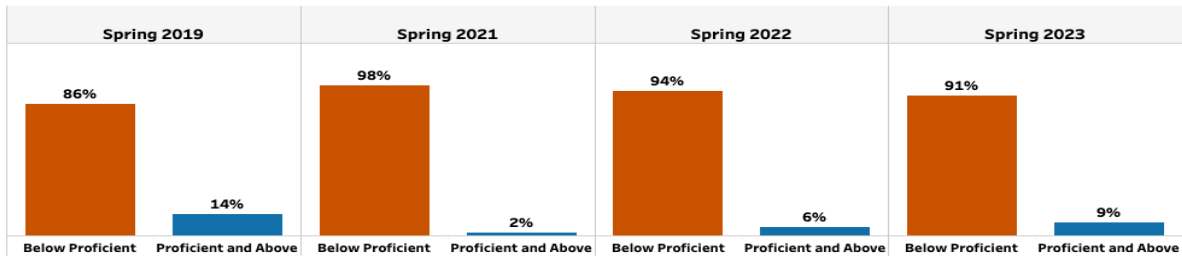
TFS - Too Few Students (Less than 10)

Milestones End-of-Grade (EOG)

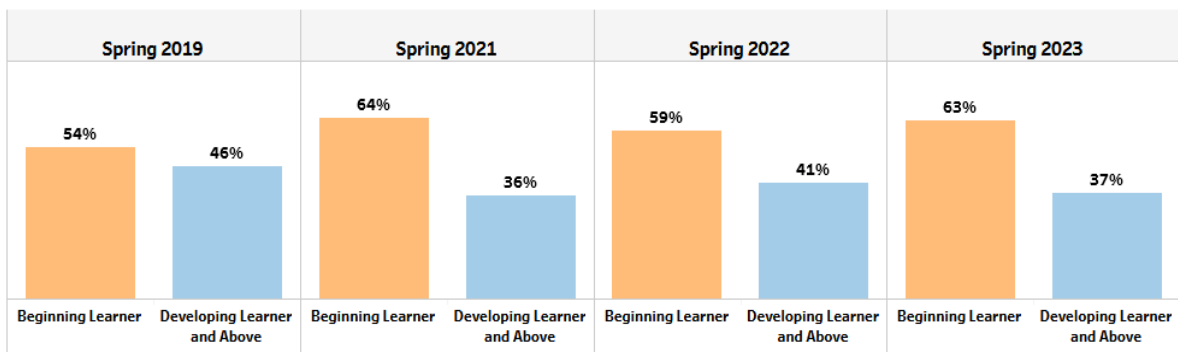
English / Language Arts



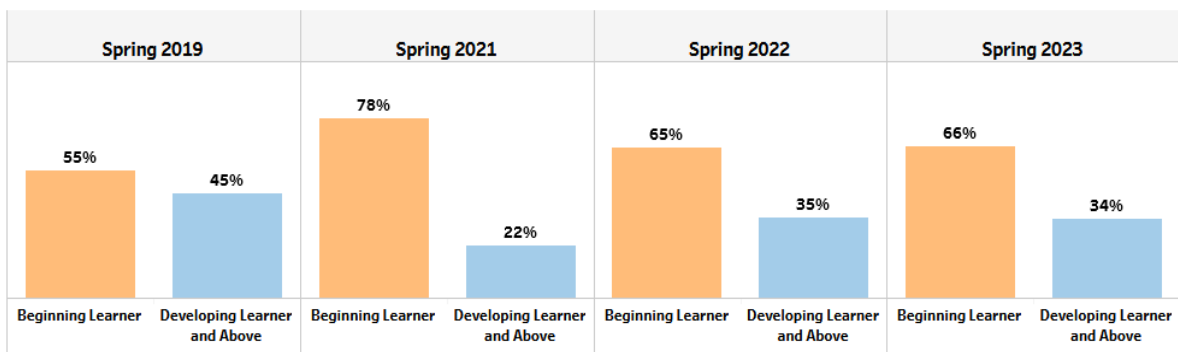
Mathematics



English / Language Arts

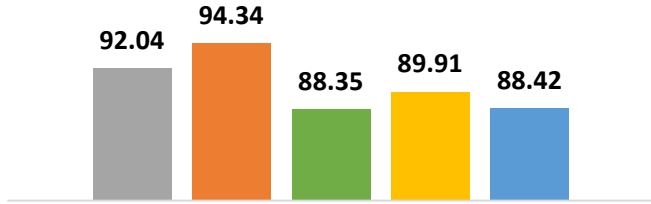


Mathematics



Average Daily Attendance

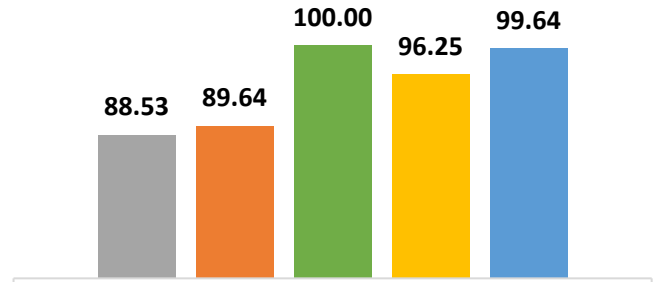
■ 2019 ■ 2020 ■ 2021 ■ 2022 ■ 2023



Peachcrest Elementary School

% Students with No Discipline Incidents

■ 2019 ■ 2020 ■ 2021 ■ 2022 ■ 2023



Peachcrest Elementary School

Peachcrest Elementary Sch...		Student Demographic Summary						Active Students as of the Last Day of School
	All Students	Black	Hispanic	White	Asian/Pacific Islander	Multi-Racial	Native American/Alaskan Native	
2023	706	838	46	15	13	21	TFS	
2022	677	704	32	10	11	25	TFS	
2021	615	538	35	TFS	13	22	TFS	
2020	782	579	32	19	18	27	TFS	
2019	934	570	51	19	30	29	TFS	

TFS – Too Few Students (Less than 10)