



## Mission

Panola's MISSION is to ensure a safe and innovative instructional environment designed to challenge and support ALL students.

## Vision

Panola's VISION is to develop the whole student- intellectually, psychologically, and emotionally- into becoming college, career and life ready.

## School Leadership

**Principal**  
**Dr. Corey Stegall**

**Assistant Principals**  
**Dr. Natalie Foster-Milton**  
**Ms. Sara Frazier**

**Panola Way Elementary School**  
**2170 Panola Way Court**  
**Lithonia, GA 30038**  
**(678) 676-9302**

[www.panolawayes.dekalb.k12.ga.us](http://www.panolawayes.dekalb.k12.ga.us)

## Academic Highlights

- Partnership with Kids Doc On Wheels (pilot school)
- 2023-2024 GaDOE Mathematics \$2,800 grant awardee
- The Regional Teacher of the Year 2022-2023
- The Regional Educational Support Person of the Year II 2021-2022
- School earned 9 green flags related to CCRPI growth and achievement

## Priority Areas and Improvement Strategies

- Literacy
  - Guided Reading
  - Writer's Workshop
- Numeracy
  - Polya's Problem Solving
  - CRA
- School Culture and Climate
  - Increase stakeholder involvement and engagement
  - Build knowledge of academic goals amongst parents and stakeholders

## School Performance

### GADOE College and Career Ready Performance Index (CCRPI) Scores

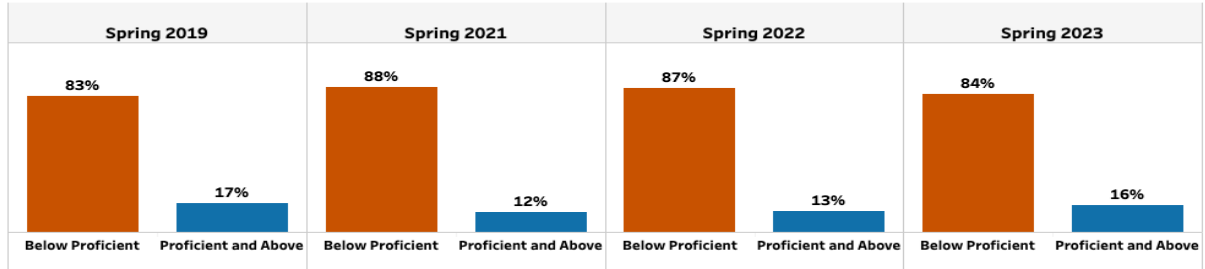
CCRPI scores were not available in 2020 and 2021

| CCRPI COMPONENTS             | 2023        | 2022        | 2019        | 2018        |
|------------------------------|-------------|-------------|-------------|-------------|
| <b>CONTENT MASTERY</b>       | <b>30.7</b> | <b>25.2</b> | <b>34.2</b> | <b>31.9</b> |
| ENGLISH LANGUAGE ARTS        | 34.06       | 28.42       | 36.99       | 36.90       |
| MATHEMATICS                  | 32.06       | 22.83       | 35.07       | 32.17       |
| SCIENCE                      | 16.50       | 22.33       | 25.98       | 19.03       |
| SOCIAL STUDIES               | N/A         | N/A         | 31.74       | 28.58       |
| <b>PROGRESS</b>              | <b>84.2</b> | <b>N/A</b>  | <b>71.7</b> | <b>70.8</b> |
| ENGLISH LANGUAGE ARTS        | 86.13       | N/A         | 70.92       | 80.96       |
| MATHEMATICS                  | 82.28       | N/A         | 66.21       | 54.18       |
| ENGLISH LEARNERS             | TFS         | TFS         | 100.00+     | 100.00+     |
| <b>CLOSING GAPS</b>          | <b>92.3</b> | <b>N/A</b>  | <b>83.3</b> | <b>59.4</b> |
| <b>READINESS</b>             | <b>70.7</b> | <b>53.3</b> | <b>68.6</b> | <b>64.9</b> |
| GRADE LEVEL READING/LITERACY | 50.72       | 21.47       | 28.09       | 26.19       |
| STUDENT ATTENDANCE           | 61.46       | N/A         | 77.96       | 68.51       |
| BEYOND THE CORE              | 100.00      | 85.17       | 99.75       | 100.00      |

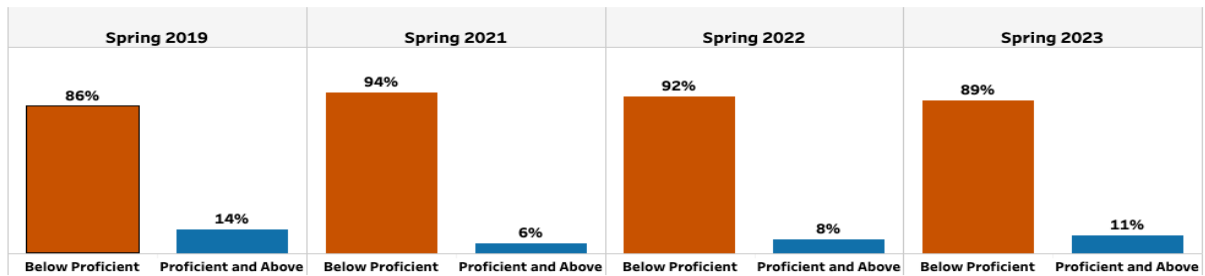
TFS - Too Few Students (Less than 10)

### Milestones End-of-Grade (EOG)

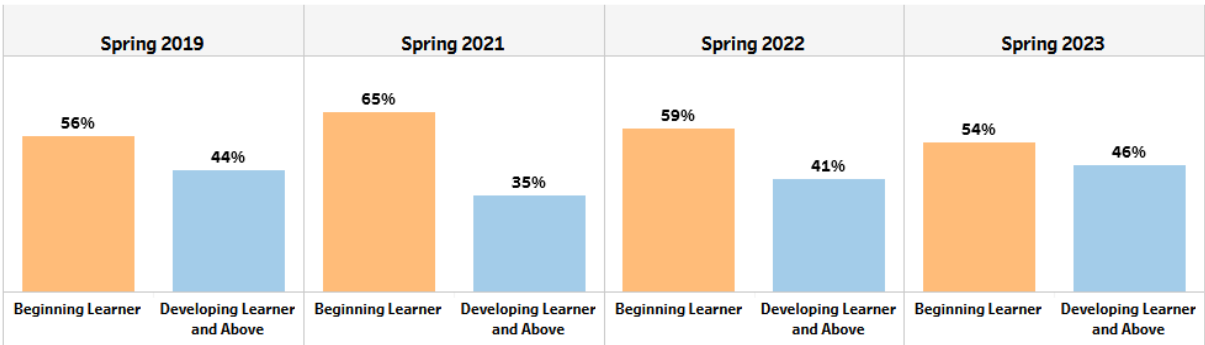
#### English / Language Arts



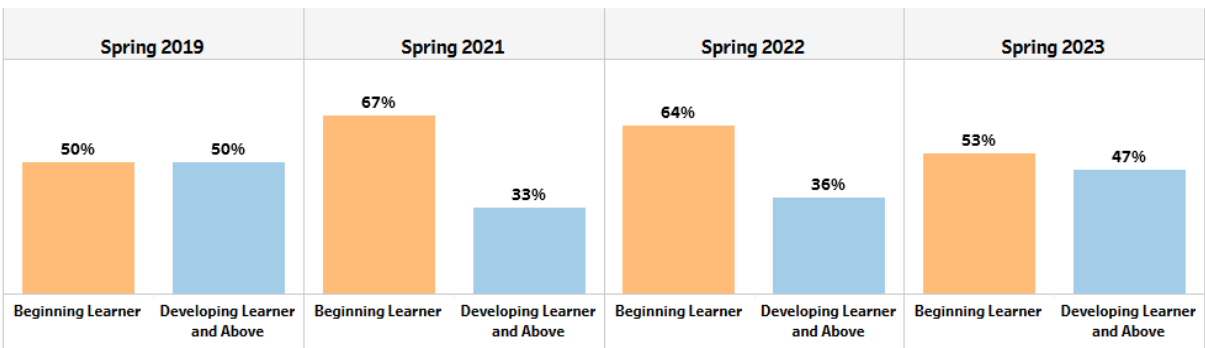
#### Mathematics



#### English / Language Arts

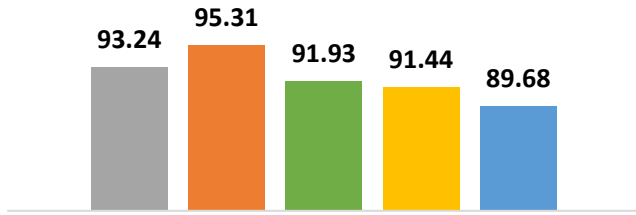


#### Mathematics



### Average Daily Attendance

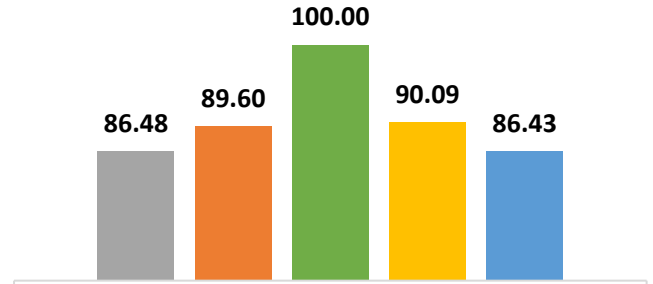
■ 2019 ■ 2020 ■ 2021 ■ 2022 ■ 2023



Panola Way Elementary School

### % Students with No Discipline Incidents

■ 2019 ■ 2020 ■ 2021 ■ 2022 ■ 2023



Panola Way Elementary School

| Panola Way Elementary Sch... |              | Student Demographic Summary |          |       |                        |              |                                | Active Students as of the Last Day of School |
|------------------------------|--------------|-----------------------------|----------|-------|------------------------|--------------|--------------------------------|--|
|                              | All Students | Black                       | Hispanic | White | Asian/Pacific Islander | Multi-Racial | Native American/Alaskan Native |  |
| 2023                         | 642          | 795                         | 41       | TFS   | 0                      | 14           | TFS                            |  |
| 2022                         | 761          | 767                         | 37       | TFS   | 1                      | TFS          | TFS                            |  |
| 2021                         | 692          | 645                         | 29       | TFS   | 2                      | 11           | TFS                            |  |
| 2020                         | 821          | 686                         | 43       | TFS   | 2                      | 24           | TFS                            |  |
| 2019                         | 857          | 562                         | 51       | TFS   | 1                      | 17           | TFS                            |  |

TFS – Too Few Students (Less than 10)