

OAKVIEW ELEMENTARY SCHOOL



Mission

To Reach. To Teach.
To Equip.

Vision

To provide a high performing culture and climate that inspires our community of learners to achieve academic excellence.

School Leadership

Principal
Ms. Sabrina Waters

Assistant Principals
Ms. Andrea Myers
Ms. Iris Downs

Oak View Elementary School
3574 Oakvale Road
Decatur, GA 30034
(678) 875-1302

www.oakviews.dekalb.k12.ga.us

Academic Highlights

- 2023 GaDOE Recognized PBIS School
- Removed from the CSI Promise List
- 2023-2024 GaDOE Mathematics \$4,000 grant awardee
- 2021-2022 Metro RESA Mental Health Awareness Training \$4,000 grant awardee
- Drama Club Movie Premiere 2023 - Black Gold
- Mindfulness room to support adult emotional health and mindful moments for students

Priority Areas and Improvement Strategies

- Literacy
 - Balanced Literacy
- Mathematics
 - Mathematics Instructional Framework
 - Number Talks
- Climate Culture
 - Building Resilient Classrooms

School Performance

GADOE College and Career Ready Performance Index (CCRPI) Scores

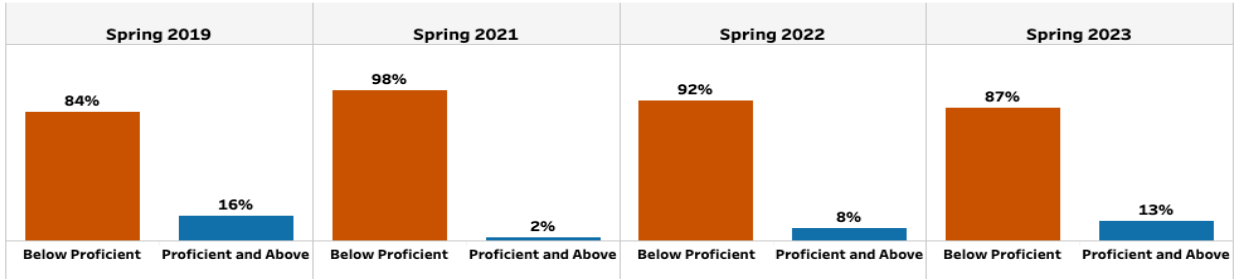
CCRPI scores were not available in 2020 and 2021

CCRPI COMPONENTS	2023	2022	2019	2018
CONTENT MASTERY	32.4	24.6	36.3	33.8
ENGLISH LANGUAGE ARTS	34.22	25.86	39.60	36.30
MATHEMATICS	36.18	26.33	44.36	37.64
SCIENCE	15.66	15.63	21.12	25.41
SOCIAL STUDIES	N/A	N/A	17.24	22.96
PROGRESS	89.2	N/A	80.2	79.6
ENGLISH LANGUAGE ARTS	90.17	N/A	79.88	78.14
MATHEMATICS	88.28	N/A	80.53	81.07
ENGLISH LEARNERS	TFS	TFS	TFS	TFS
CLOSING GAPS	100.0	N/A	40.6	87.5
READINESS	68.3	57.0	68.8	66.6
GRADE LEVEL READING/LITERACY	41.78	19.37	29.38	25.93
STUDENT ATTENDANCE	64.06	N/A	77.56	74.49
BEYOND THE CORE	99.09	94.60	99.37	99.27

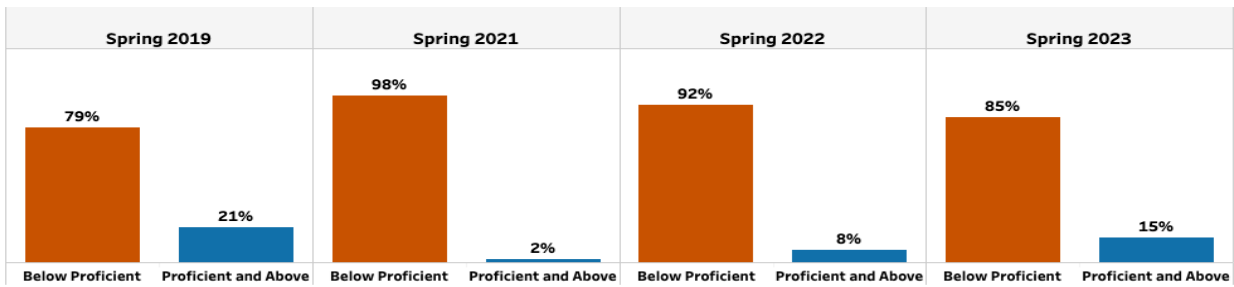
TFS - Too Few Students (Less than 10)

Milestones End-of-Grade (EOG)

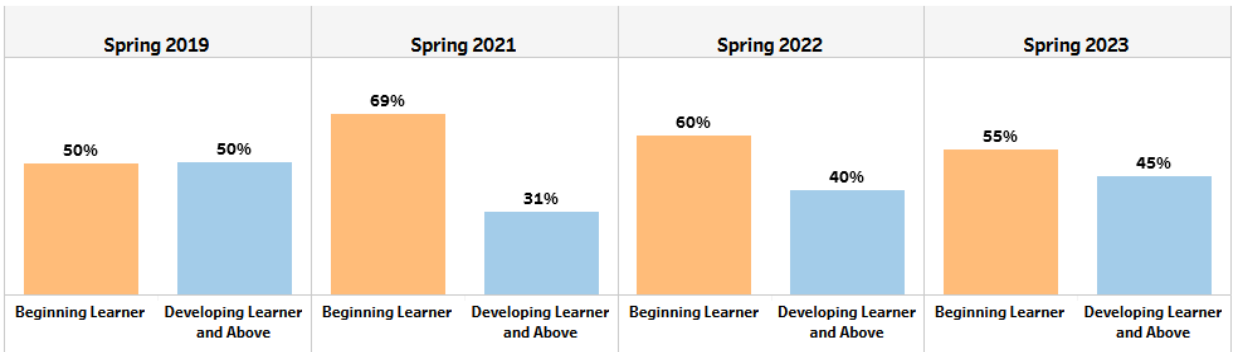
English / Language Arts



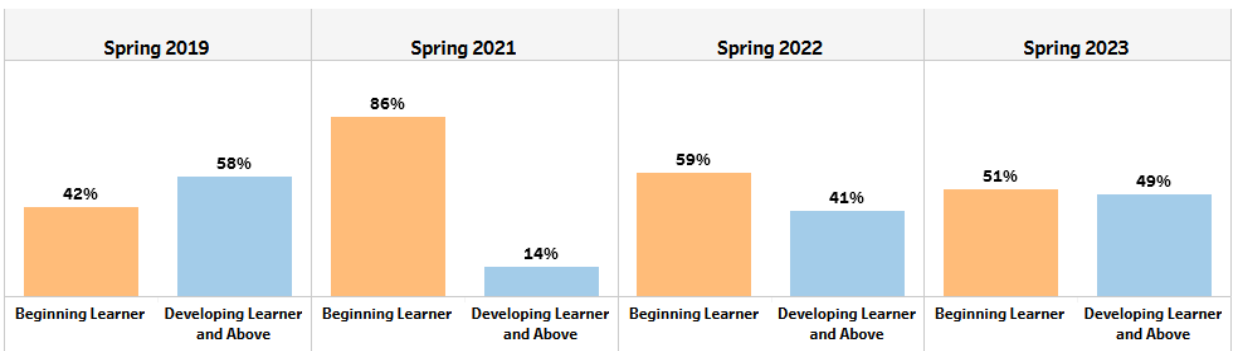
Mathematics

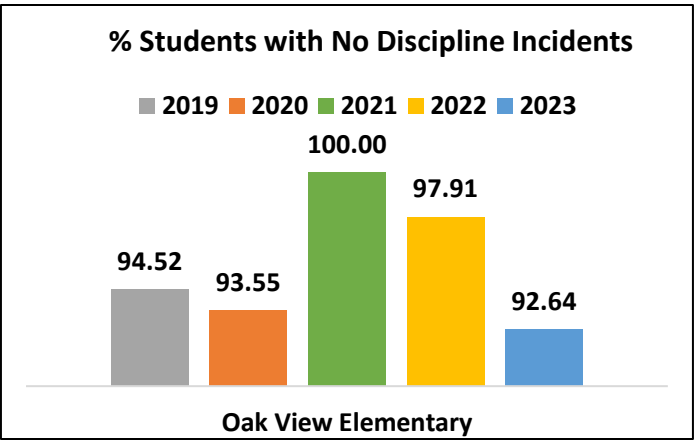
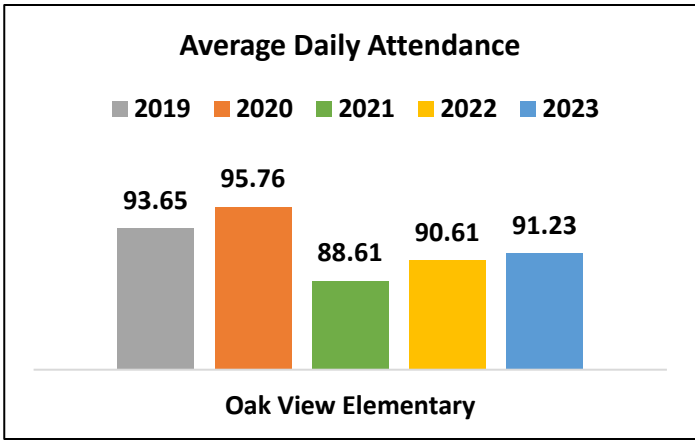


English / Language Arts



Mathematics





Oakview Elementary

Student Demographic Summary

Active Students as of the Last Day of School

	All Students	Black	Hispanic	White	Asian/Pacific Islander	Multi-Racial	Native American/Alaskan Native
2023	710	799	22	TFS	1	10	TFS
2022	735	761	26	TFS	5	TFS	TFS
2021	725	674	28	TFS	3	13	TFS
2020	806	670	40	TFS	4	12	TFS
2019	844	646	32	TFS	4	17	TFS

TFS – Too Few Students (Less than 10)