



Oakcliff Traditional  
Theme School

## Mission

To provide a safe, nurturing environment where challenging and creative teaching occurs to support the diverse needs of our school community. Individual learning needs will be met, and students will develop into confident, productive global citizens.

## Vision

To cultivate the skills of communication, innovation, and leadership in students through the use of a challenging curriculum and advanced problem solving towards the goals of creating global citizens.

## School Leadership

Principal

Dr. Delores Paschall

Assistant Principal

Ms. Melissa Mintern

Oakcliff Elementary School  
3151 Willow Oak Way  
Doraville, GA 30340  
(678) 676-3102

[www.oakcliffes.dekalb.k12.ga.us](http://www.oakcliffes.dekalb.k12.ga.us)

## Academic Highlights

- 2022 Cognia STEM Re-Certification
- 2017 Advanced STEM Certification
- 2016 Recipient of Georgia United School Crashers School Improvement Grant
- Only Theme School in North DeKalb County

## Priority Areas and Improvement Strategies

- Reading/English Language Arts
  - Targeted Reading Instruction
  - Targeted Writing Instruction
- Mathematics
  - Comprehensive Math Workshop
  - Practices supportive of students in subgroups

## School Performance

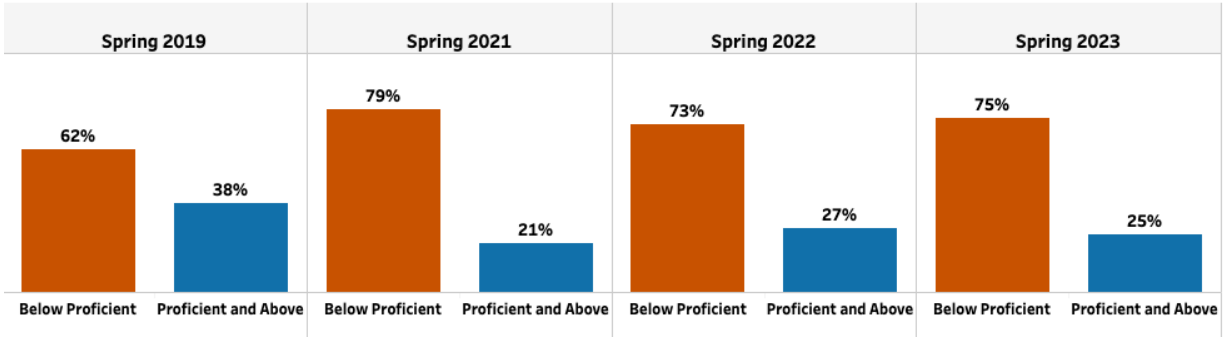
### GADOE College and Career Ready Performance Index (CCRPI) Scores

CCRPI scores were not available in 2020 and 2021

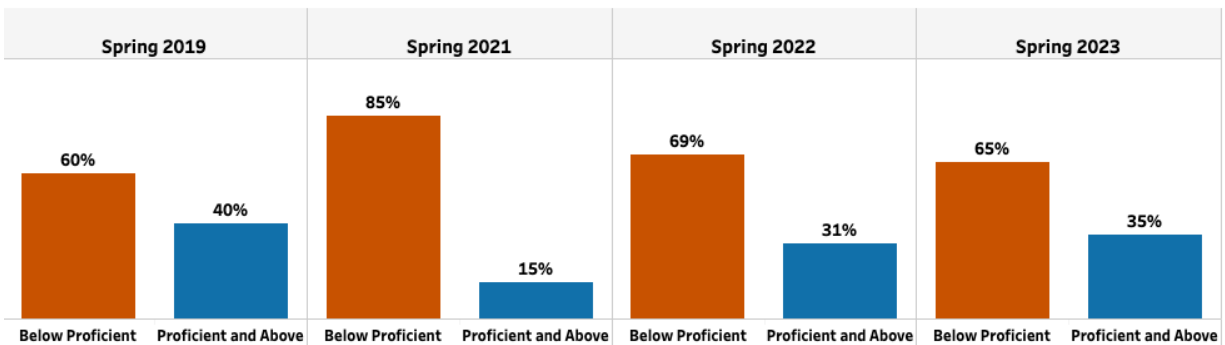
CCRPI COMPONENTS	2023	2022	2019	2018
<b>CONTENT MASTERY</b>	<b>54.2</b>	<b>52.4</b>	<b>62.7</b>	<b>55.2</b>
ENGLISH LANGUAGE ARTS	48.02	48.02	60.78	53.06
MATHEMATICS	62.46	57.22	66.76	64.69
SCIENCE	47.60	50.63	63.55	42.49
SOCIAL STUDIES	N/A	N/A	55.22	45.57
<b>PROGRESS</b>	<b>99.4</b>	<b>N/A</b>	<b>89.9</b>	<b>94.2</b>
ENGLISH LANGUAGE ARTS	98.60	N/A	87.32	87.21
MATHEMATICS	100.00+	N/A	90.24	100.00+
ENGLISH LEARNERS	100.00+	95.87	100.00+	99.18
<b>CLOSING GAPS</b>	<b>75.0</b>	<b>N/A</b>	<b>100.0</b>	<b>75.0</b>
<b>READINESS</b>	<b>81.4</b>	<b>58.7</b>	<b>82.3</b>	<b>80.0</b>
GRADE LEVEL READING/LITERACY	61.01	34.89	48.62	43.31
STUDENT ATTENDANCE	83.17	N/A	98.26	96.63
BEYOND THE CORE	100.00	82.56	100.00	100.00

### Milestones End-of-Grade (EOG)

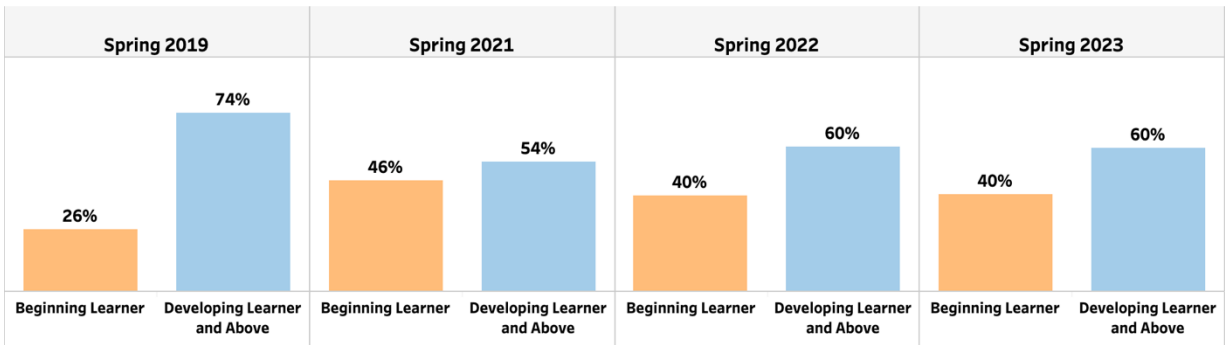
#### English / Language Arts



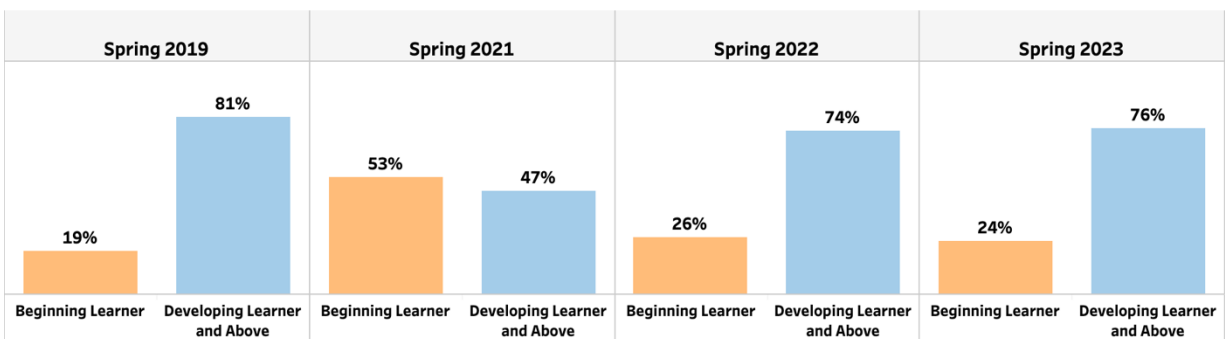
#### Mathematics

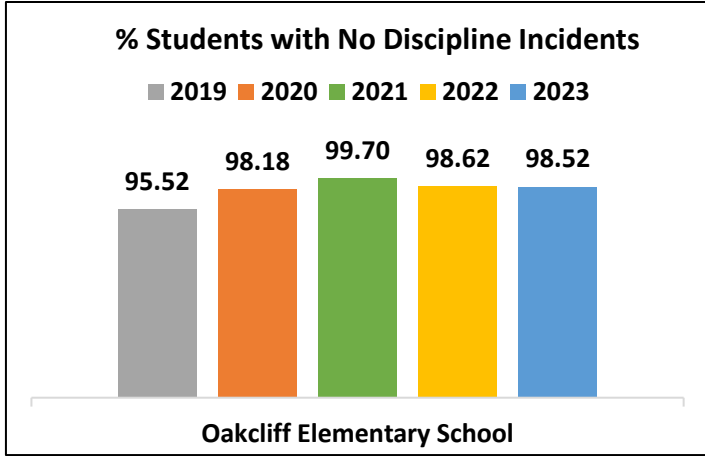
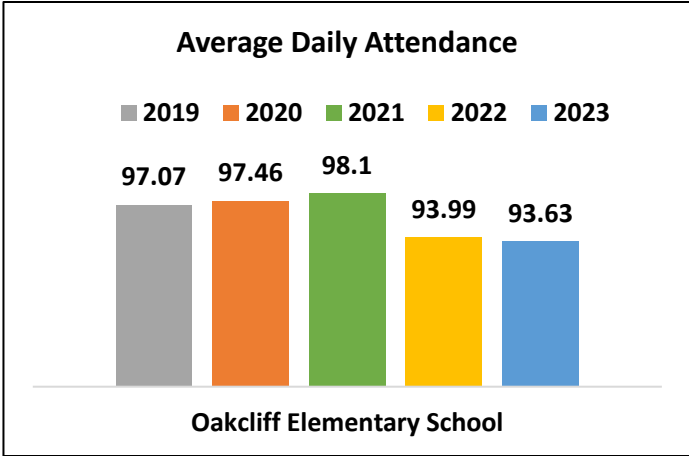


#### English / Language Arts



#### Mathematics





Oakcliff Elementary School

### Student Demographic Summary

Active Students as of the Last Day of School

	All Students	Black	Hispanic	White	Asian/Pacific Islander	Multi-Racial	Native American/Alaskan Native
2023	638	52	537	15	102	TFS	TFS
2022	606	41	540	TFS	95	TFS	TFS
2021	649	32	519	TFS	83	TFS	TFS
2020	691	23	496	TFS	73	TFS	TFS
2019	710	29	543	TFS	58	TFS	TFS

TFS – Too Few Students (Less than 10)