

Academic Highlights

- Maintained three consecutive years of a score of 100+ in Math Content Mastery
- 2023-2024 GaDOE Mathematics \$3,326 grant awarded
- Two state winners in the PTA Reflections contest

Priority Areas and Improvement Strategies

- Reading
 - Writing Across the Curriculum
 - K-2 LETRS
 - Project Based Learning
- Mathematics – Numbers and Operations, Geometry, Fractions
 - Continue cross-curricular Project-Based Learning units
 - Technology Integration

School Performance

GADOE College and Career Ready Performance Index (CCRPI) Scores

CCRPI scores were not available in 2020 and 2021

CCRPI COMPONENTS	2023	2022	2019	2018
CONTENT MASTERY	97.2	98.4	96.9	91.5
ENGLISH LANGUAGE ARTS	100.00+	98.23	100.00+	93.44
MATHEMATICS	100.00+	100.00+	100.00+	92.67
SCIENCE	79.55	93.12	85.54	79.85
SOCIAL STUDIES	N/A	N/A	89.48	94.04
PROGRESS	91.9	N/A	82.3	62.6
ENGLISH LANGUAGE ARTS	89.61	N/A	85.10	67.51
MATHEMATICS	94.15	N/A	80.81	59.94
ENGLISH LEARNERS	TFS	TFS	76.47	52.95
CLOSING GAPS	100.0	N/A	100.0	69.4
READINESS	94.5	80.0	93.1	90.3
GRADE LEVEL READING/LITERACY	90.54	77.94	82.30	74.61
STUDENT ATTENDANCE	92.88	N/A	97.14	96.14
BEYOND THE CORE	100.00	82.07	100.00	100.00

TFS – Too Few Students (Less than 10)



Mission

- *Challenge ourselves
- *Inspire others
- *Transform our world

Vision

To unleash the full potential of every child

School Leadership

Principal

Ms. Valerie Kennedy

Assistant Principal

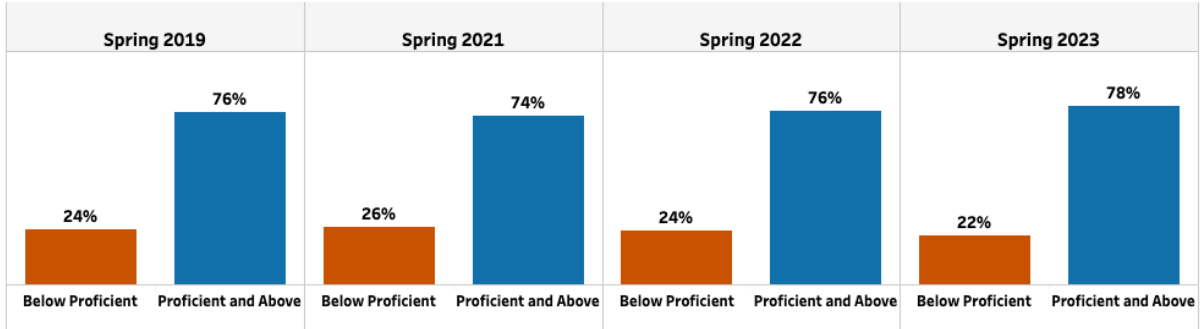
Dr. Tasha Etheridge-Farley

Oak Grove Elementary School
 1857 Oak Grove Road NE
 Atlanta, GA 30345
 (678) 874-7402

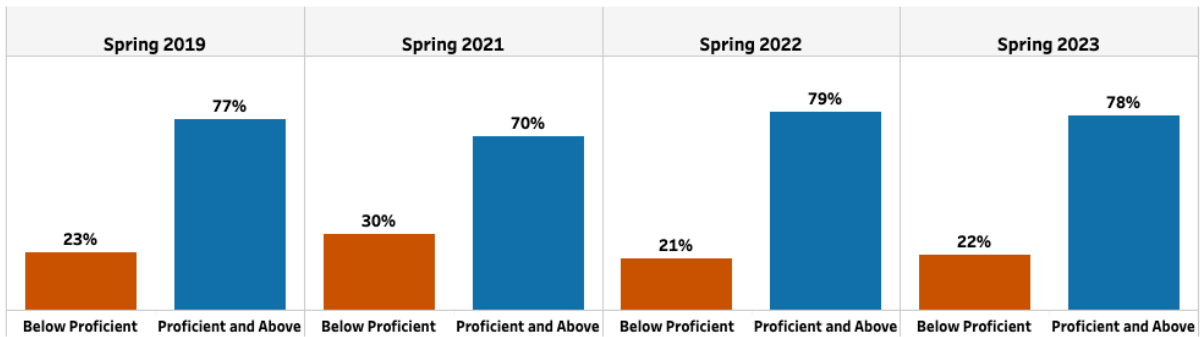
www.oakgroveees.dekalb.k12.ga.us

Milestones End-of-Grade (EOG)

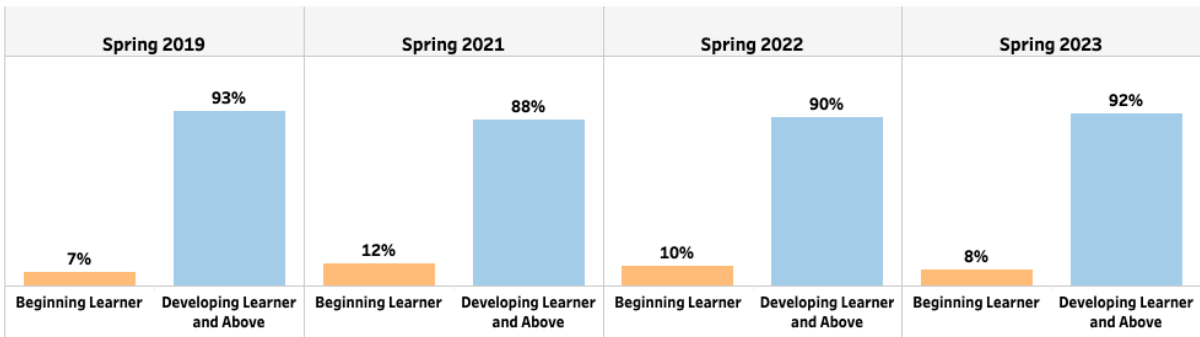
English / Language Arts



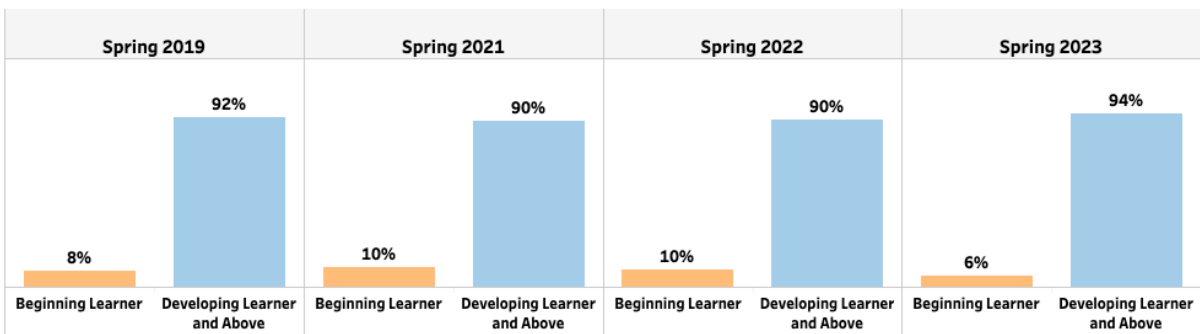
Mathematics

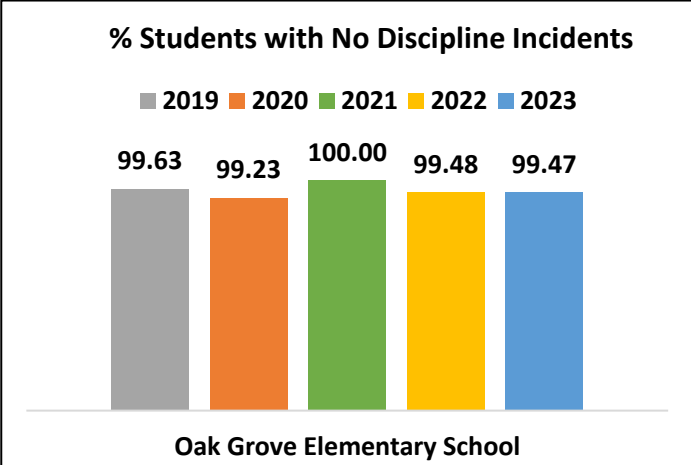
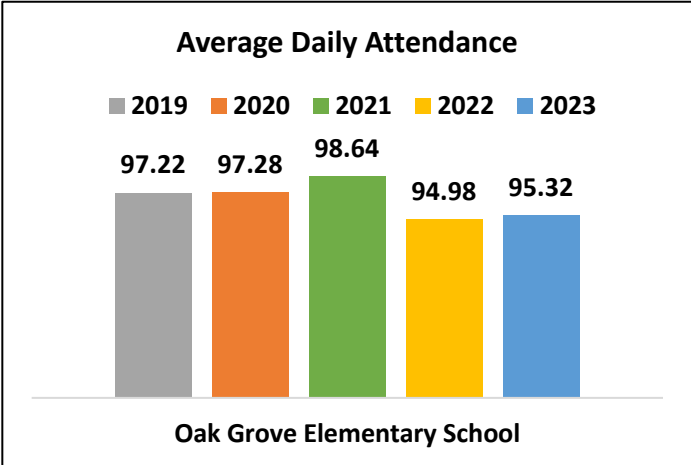


English / Language Arts



Mathematics





Oak Grove Elementary School ▾

Student Demographic Summary

Active Students as of the Last Day of School

	All Students	Black	Hispanic	White	Asian/Pacific Islander	Multi-Racial	Native American/Alaskan Native
2023	360	47	45	324	71	37	TFS
2022	368	49	36	314	69	33	TFS
2021	379	32	30	227	62	28	TFS
2020	502	37	30	211	58	32	TFS
2019	525	40	29	219	47	25	TFS

TFS – Too Few Students (Less than 10)