

## Academic Highlights

- The Museum School of Avondale Estates was established in 2010
- Classroom sizes limited to 20 students in grades K-3, 22 students in grades 4-5, and 24 students in grades 6-8
- 2023 Georgia Literacy Leader Award
- 2019 Charter School of the Year Award
- Curriculum built on the museum model of exploration and discovery which includes learning expeditions to institutes and museums across Georgia

## MISSION

To inspire students, teachers and the community to collaborate to develop strong critical thinking, interpersonal and academic skills in our students, which will prepare them for real-world success.

## VISION

To inspire our community of learners to achieve educational excellence.

## SCHOOL LEADERSHIP

Executive Director  
Dr. Katherine Kelbaugh

Principal  
Ms. Hope Black

Assistant Principal  
Ms. Lillian Gallicia

The Museum School  
of Avondale Estates  
923 Forrest Boulevard  
Decatur, GA 30030  
(404) 289-0320

[www.themuseumschool.org](http://www.themuseumschool.org)

## Priority Areas and Improvement Strategies

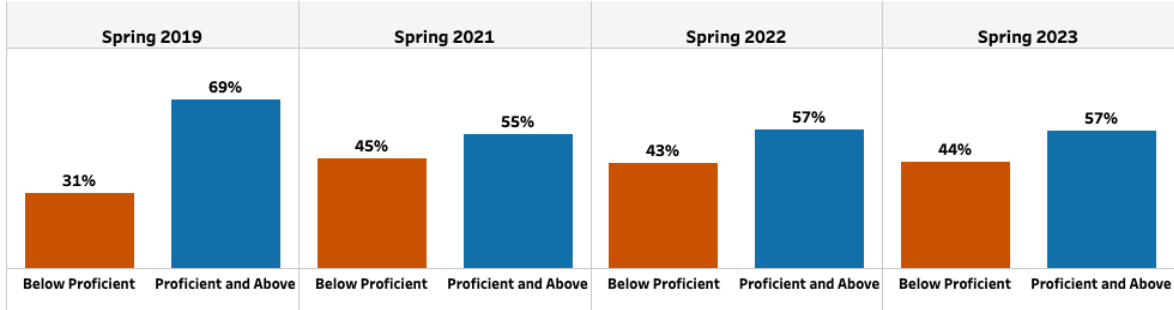
- Improve academic outcomes by increasing the rigor and consistency of our programming.
- Strengthen instruction by • defining must-do practices • advancing the use of data • supporting all teachers in consistent implementation of the must-do practices.
- Revamp the math approach by identifying root causes of math challenges, leading a multi-year effort to improve, and evaluating new approaches.
- Fulfill the museum model by articulating and communicating our core model elements and supporting staff to implement consistently.
- Intentional Focus on reading by completing Reading Shifts implementation and increasing staff's knowledge base of the science of reading.

INDICATORS	Elementary				Middle			
	2023	2022	2019	2018	2023	2022	2019	2018
<b>CONTENT MASTERY</b>	<b>74.2</b>	<b>72.0</b>	<b>90.3</b>	<b>93.8</b>	<b>74.8</b>	<b>78.0</b>	<b>81.0</b>	<b>81.3</b>
ELA	79.95	78.08	94.12	100.00+	80.55	82.69	89.52	85.00
MATH	70.59	65.34	87.97	91.02	71.40	73.66	78.54	78.04
SCIENCE	66.94	73.45	96.15	89.23	65.01	79.24	67.99	76.08
SOCIAL STUDIES	N/A	N/A	80.15	88.28	77.46	75.76	75.81	85.56
<b>PROGRESS</b>	<b>89.3</b>	<b>N/A</b>	<b>67.9</b>	<b>91.3</b>	<b>97.4</b>	<b>N/A</b>	<b>80.9</b>	<b>79.5</b>
ELA	97.54	N/A	70.47	99.18	94.83	N/A	85.82	88.83
MATH	80.98	N/A	65.36	83.33	100.00+	N/A	76.00	70.17
ENGLISH LEARNERS	TFS	TFS	TFS	TFS	TFS	TFS	N/A	N/A
<b>CLOSING GAPS</b>	<b>100.0</b>	<b>N/A</b>	<b>57.1</b>	<b>100.0+</b>	<b>42.5</b>	<b>N/A</b>	<b>68.8</b>	<b>21.9</b>
<b>READINESS</b>	<b>90.7</b>	<b>81.0</b>	<b>90.7</b>	<b>92.8</b>	<b>90.5</b>	<b>85.6</b>	<b>91.8</b>	<b>92.3</b>
GRADE LEVEL READING/LITERACY	83.42	62.03	75.40	81.48	77.40	71.22	78.54	80.53
STUDENT ATTENDANCE	88.68	N/A	96.57	96.86	94.04	N/A	96.71	96.46
BEYOND THE CORE	100.00	100.00	100.00	100.00	100.00	100.00	100.00	100.00

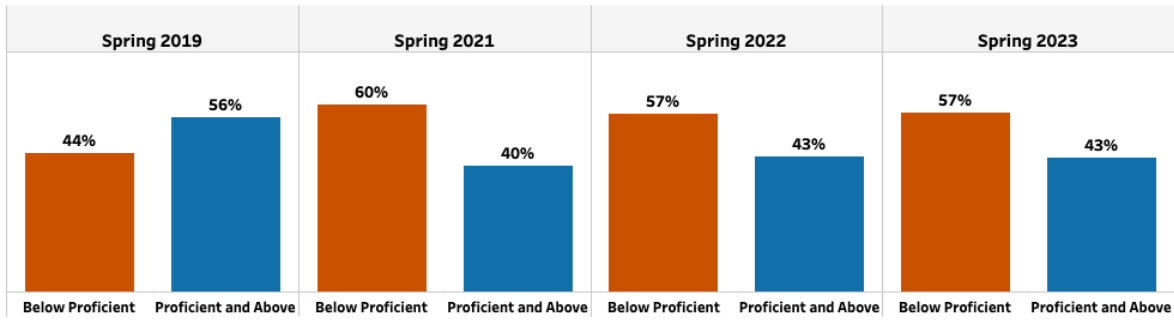
TFS – Too Few Students (Less than 10)

### Milestones End-of-Grade (EOG)

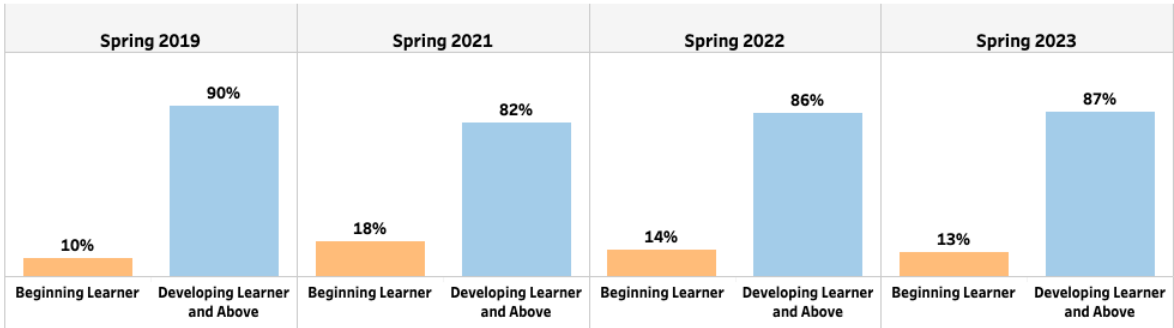
#### English / Language Arts



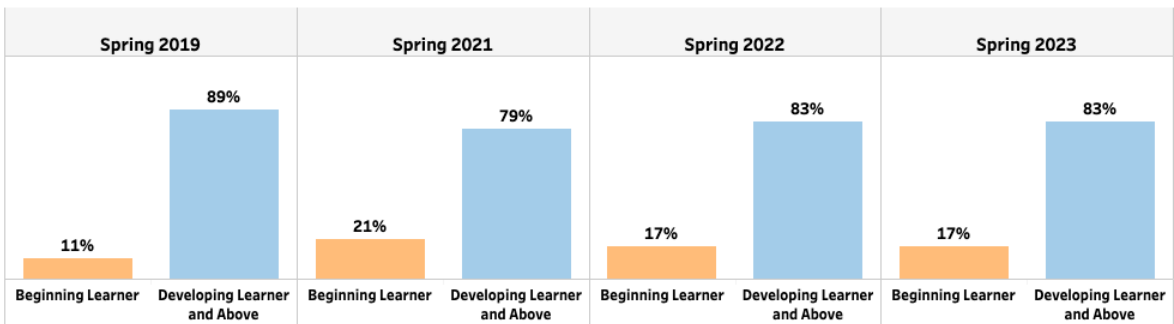
#### Mathematics



#### English / Language Arts

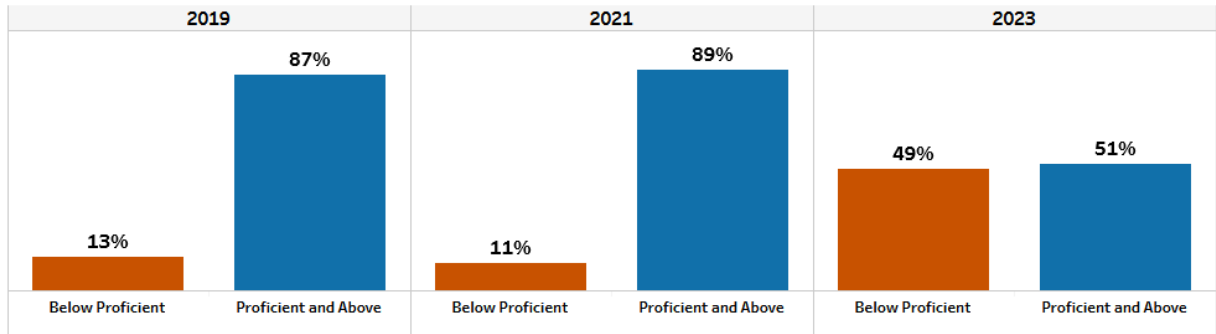


#### Mathematics

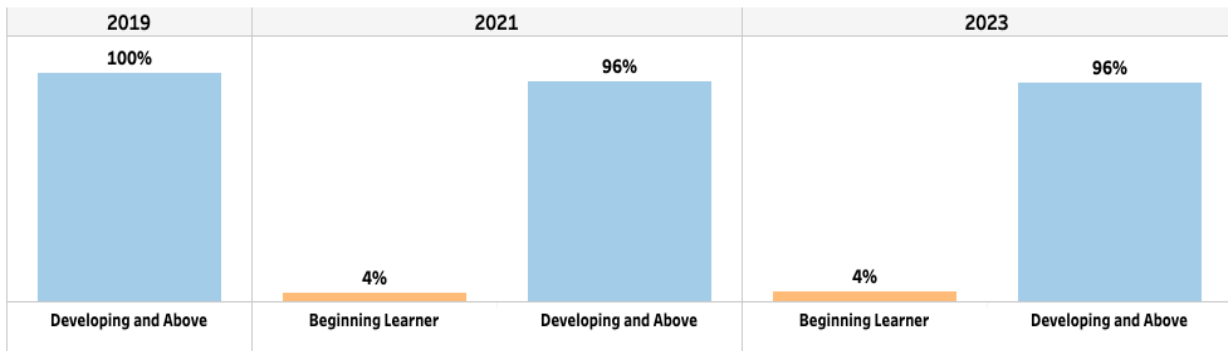


## Milestones End-of-Course (EOC) Winter and Spring

### Mathematics (Algebra I & Coordinate Algebra)



### Mathematics (Algebra I & Coordinate Algebra)



### Average Daily Attendance



Museum School Avondale Estates

### % Students with No Discipline Incidents



Museum School Avondale Estates

Museum School Avondale E... ▾

### Student Demographic Summary

Active Students as of the Last Day of School

	All Students	Black	Hispanic	White	Asian/Pacific Islander	Multi-Racial	Native American/Alaskan Native
2023	587	172	37	329	13	29	TFS
2022	584	170	39	325	17	29	TFS
2021	587	186	42	308	19	32	TFS
2020	580	181	39	318	16	30	TFS
2019	580	185	44	294	25	39	TFS

TFS - Too Few Students (Less than 10)