

## Academic Highlights

- Awarded \$30,000 worth of instruments from the Mr. Holland Opus Foundation
- 2023-2024 GaDOE Mathematics \$4,000 grant awardee
- 2023, 2019 GaDOE Recognized PBIS School
- 2022-2023 GaDOE Fine Arts Consumable Equipment (FACE) \$2,999 grant awardee
- 2023 State Board of Education Fine Arts Consumable \$2,999.00 awardee
- 2021-2022 Nutrition/Planning \$2,000 grant awardee
- Over 80% of 4th and 5th graders increased Lexile scores on the EOG

## Priority Areas and Improvement Strategies

- Literacy/Reading
  - Independent Reading
  - Writing Instruction
- Mathematics
  - Polya's Problem Solving Process/UPS Check
  - Differentiated Instruction
- School Climate
  - PBIS

## School Performance

### GADOE College and Career Ready Performance Index (CCRPI) Scores

CCRPI scores were not available in 2020 and 2021

CCRPI COMPONENTS	2023	2022	2019	2018
<b>CONTENT MASTERY</b>	<b>36.9</b>	<b>35.3</b>	<b>35.6</b>	<b>29.6</b>
ENGLISH LANGUAGE ARTS	36.78	36.99	41.43	34.26
MATHEMATICS	37.93	32.08	31.17	31.49
SCIENCE	33.75	39.90	32.96	18.27
SOCIAL STUDIES	N/A	N/A	34.10	21.16
<b>PROGRESS</b>	<b>77.9</b>	<b>N/A</b>	<b>78.1</b>	<b>63.4</b>
ENGLISH LANGUAGE ARTS	76.44	N/A	80.85	65.22
MATHEMATICS	79.36	N/A	75.32	61.48
ENGLISH LEARNERS	TFS	N/A	TFS	TFS
<b>CLOSING GAPS</b>	<b>31.8</b>	<b>N/A</b>	<b>75.0</b>	<b>42.9</b>
<b>READINESS</b>	<b>72.9</b>	<b>64.2</b>	<b>70.9</b>	<b>70.8</b>
GRADE LEVEL READING/LITERACY	46.69	28.68	29.29	30.10
STUDENT ATTENDANCE	72.14	N/A	84.09	83.18
BEYOND THE CORE	100.00	99.64	99.42	99.14

TFS - Too Few Students (Less than 10)



## Mission

To develop respectful, responsible college and career ready students in a safe, risk-free learning environment.

## Vision

To prepare all student for middle school through collaboration and support.

## School Leadership

**Principal**  
Ms. Marsha Sears

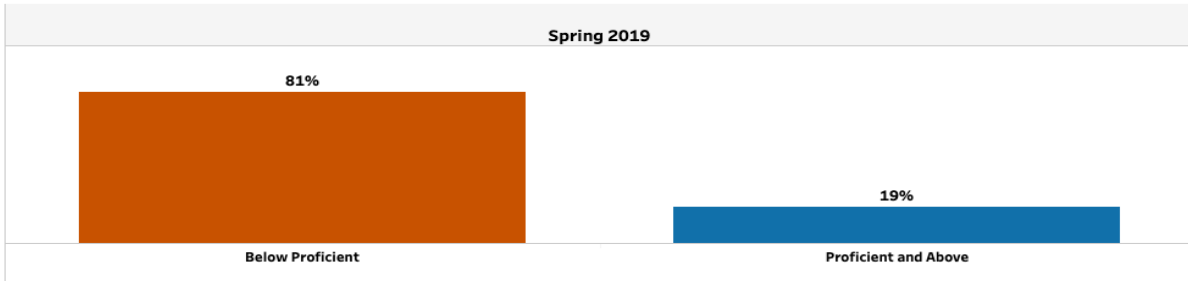
**Assistant Principal**  
Ms. Angela Bowden

**Murphey Candler Elementary School**  
6775 South Goddard Road  
Stonecrest, GA 30038  
(678) 676-9103

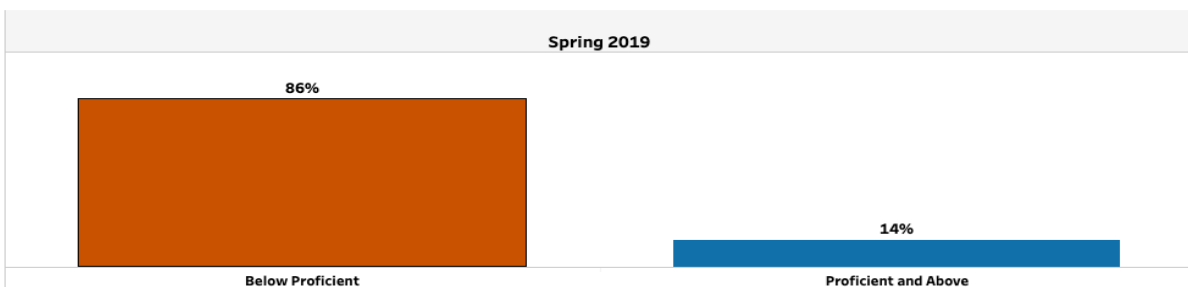
[www.murpheycandleres.dekalb.k12.ga.us](http://www.murpheycandleres.dekalb.k12.ga.us)

### Milestones End-of-Grade (EOG)

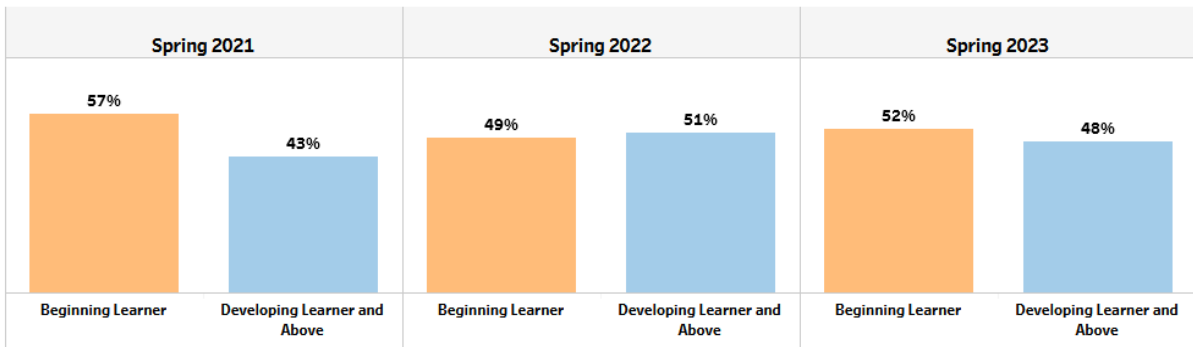
#### English / Language Arts



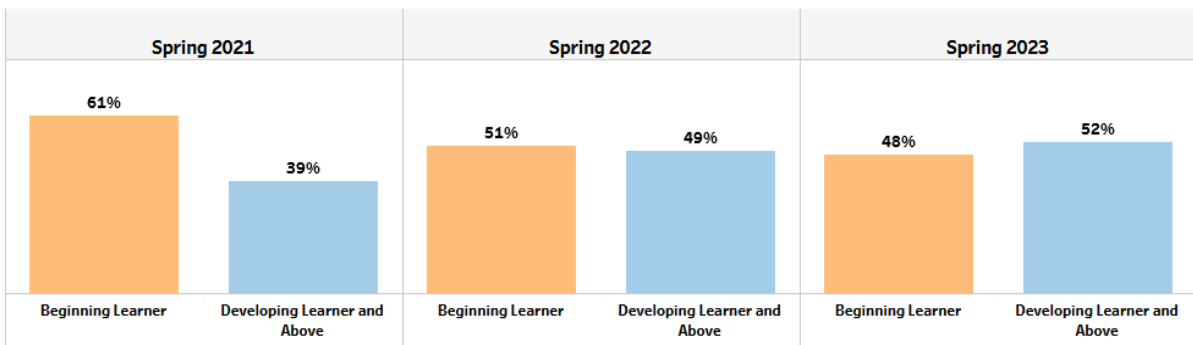
#### Mathematics



#### English / Language Arts

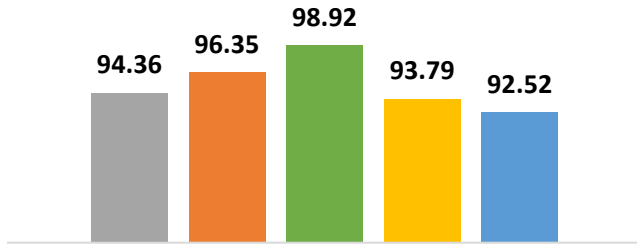


#### Mathematics



### Average Daily Attendance

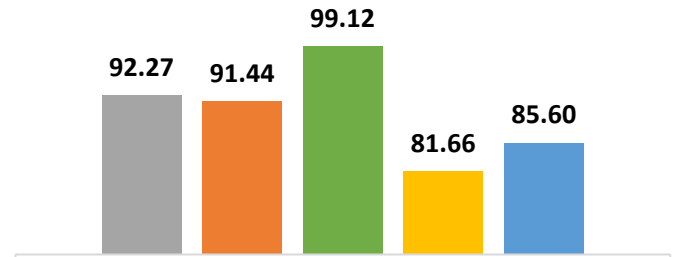
■ 2019 ■ 2020 ■ 2021 ■ 2022 ■ 2023



Murphey Candler Elementary School

### % Students with No Discipline Incidents

■ 2019 ■ 2020 ■ 2021 ■ 2022 ■ 2023



Murphey Candler Elementary School

Murphey Candler Elementa...		Student Demographic Summary						Active Students as of the Last Day of School
	All Students	Black	Hispanic	White	Asian/Pacific Islander	Multi-Racial	Native American/Alaskan Native	
2023	505	513	25	TFS	1	12	TFS	
2022	589	508	22	TFS	1	TFS	TFS	
2021	530	491	20	TFS	1	13	TFS	
2020	547	551	21	TFS	1	13	TFS	
2019	553	464	21	TFS	1	13	TFS	

TFS – Too Few Students (Less than 10)