



Montgomery
Elementary School

Mission

A community committed to working together to achieve academic success and develop respect for all.

Vision

To prepare all students for success in college or in their chosen profession through project based learning in an inclusive learning environment that meets the needs of students through differentiation of instruction.

School Leadership

Principal
Dr. Lori Bolds

Assistant Principals
Ms. Anna Brooks
Ms. Moiya Nsele

Montgomery Elementary School
3995 Ashford Dunwoody Road
Atlanta, GA 30319
(678) 676-7503

www.montgomeryes.dekalb.k12.ga.us

Academic Highlights

- Cognia STEM Certified
- A one-of-a-kind Innovation Lab that encourages creativity and collaboration
- 2023 GaDOE Recognized PBIS School
- Offers extracurricular clubs such as Robotics, Girls Who Code, and Garden Club

Priority Areas and Improvement Strategies

- Literacy
 - Utilize assessments to inform instruction
 - Collaborative Planning Meetings specifically designed to address reading strategies
- Mathematics
 - Cross-Curricular Literacy
 - Practices supportive of students in subgroups

School Performance

GADOE College and Career Ready Performance Index (CCRPI) Scores

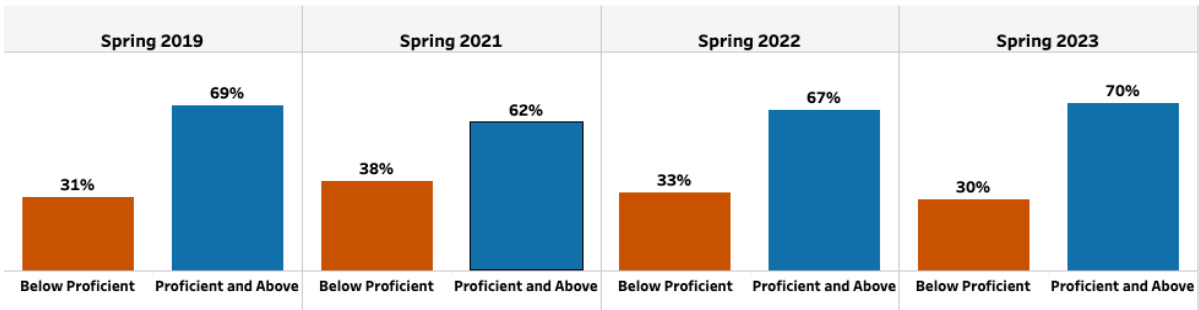
CCRPI scores were not available in 2020 and 2021

CCRPI COMPONENTS	2023	2022	2019	2018
CONTENT MASTERY	95.1	89.2	93.0	87.4
ENGLISH LANGUAGE ARTS	96.32	94.18	95.37	90.06
MATHEMATICS	97.80	88.74	91.02	89.76
SCIENCE	82.87	75.29	95.31	77.06
SOCIAL STUDIES	N/A	N/A	89.22	82.36
PROGRESS	92.1	N/A	95.4	87.4
ENGLISH LANGUAGE ARTS	86.15	N/A	90.82	82.52
MATHEMATICS	96.29	N/A	100.00+	92.22
ENGLISH LEARNERS	100.00+	TFS	TFS	TFS
CLOSING GAPS	65.8	N/A	86.4	45.5
READINESS	92.3	76.5	90.5	89.7
GRADE LEVEL READING/LITERACY	89.30	70.91	75.65	73.29
STUDENT ATTENDANCE	87.61	N/A	95.91	96.05
BEYOND THE CORE	100.00	82.06	99.86	99.86

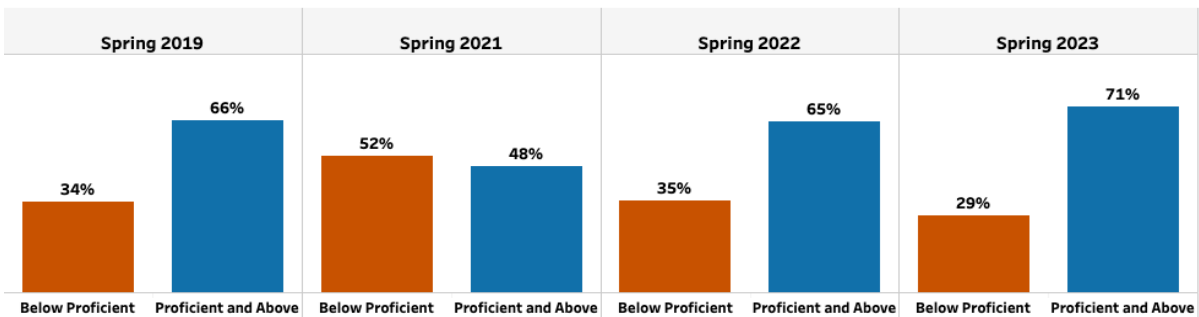
TFS – Too Few Students (Less than 10)

Milestones End-of-Grade (EOG)

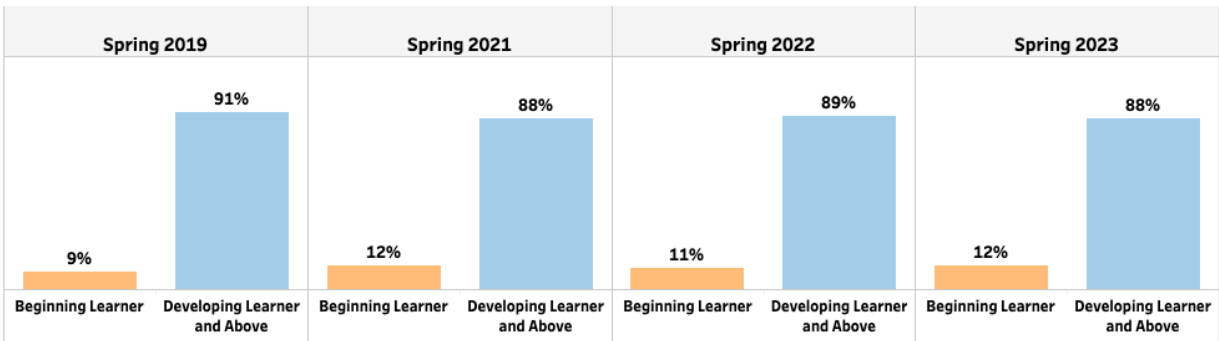
English / Language Arts



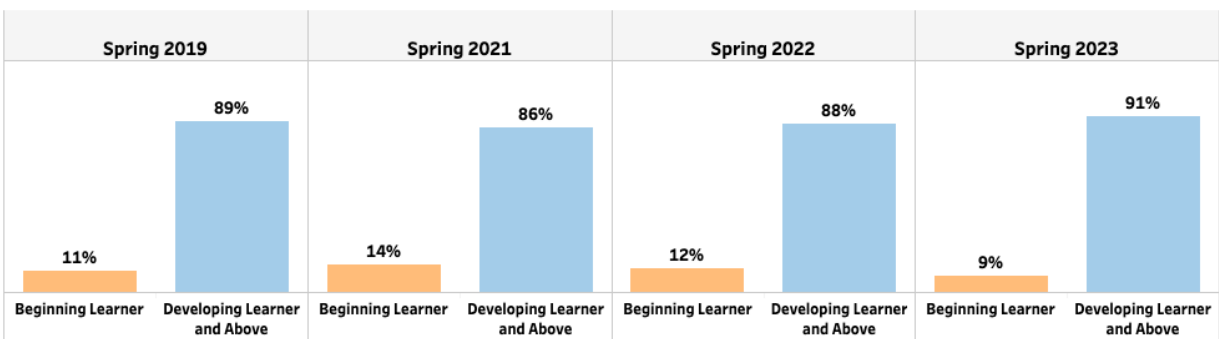
Mathematics

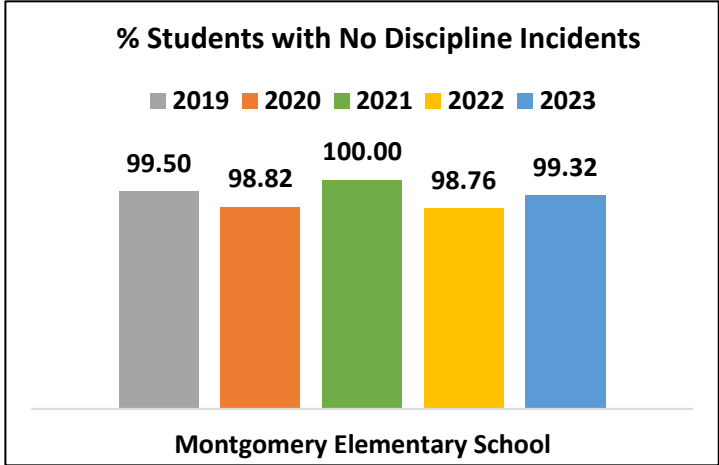
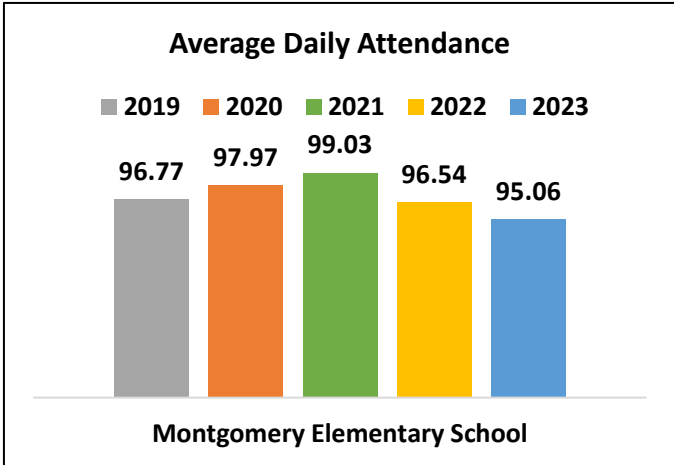


English / Language Arts



Mathematics





Montgomery Elementary Sc... ▾

Student Demographic Summary

Active Students as of the Last Day of School

	All Students	Black	Hispanic	White	Asian/Pacific Islander	Multi-Racial	Native American/Alaskan Native
2023	682	103	49	483	64	52	TFS
2022	653	107	71	511	78	55	TFS
2021	638	106	53	345	76	56	TFS
2020	824	117	60	328	80	66	TFS
2019	753	102	76	358	74	71	TFS

TFS – Too Few Students (Less than 10)