


MONTCLAIR
 ELEMENTARY SCHOOL

Mission

To create a positive and high-quality educational experience where everyone feels encouraged, supported, connected and empowered as a result of our pledge to community, collaboration, and commitment to excellence!

Vision

To inspire high expectations and academic excellence for every learner through the implementation of strategic instructional models, active professional learning communities, and instrumental stakeholder engagement within our school.

School Leadership

Principal

Mrs. Donna Jatan

Assistant Principal

Mrs. Stacy Calhoun

Montclair Elementary School
 1680 Clairmont PL, NE
 Brookhaven, GA 30329
 (678) 874-7302

www.monclaires.dekalb.k12.ga.us

Academic Highlights

- 2023 GaDOE Recognized PBIS/Emerging School
- 2023-2024 GaDOE Mathematics grant awardee
- My Brother's Keeper School
- Freedom to Read Georgia Essay Merit Award 5th Grade Recipients
- 19.29% increase in 2023 Science Content Mastery
- 11.89% increase in 2023 Mathematics Content Mastery
- 1.38% increase in 2023 English Language Arts Content Mastery

Priority Areas and Improvement Strategies

- Reading/English Language Arts
 - English Language Arts Standards-Based Classroom instructional Framework
- Mathematics
 - Mathematics Standards-Based Classroom instructional Framework

School Performance

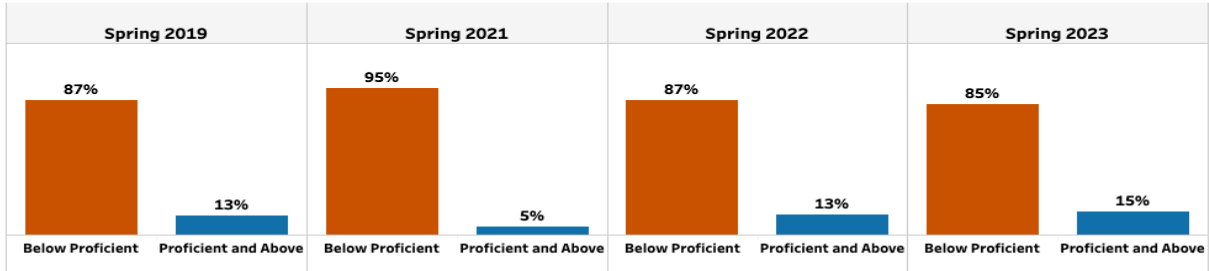
GADOE College and Career Ready Performance Index (CCRPI) Scores

CCRPI scores were not available in 2020 and 2021

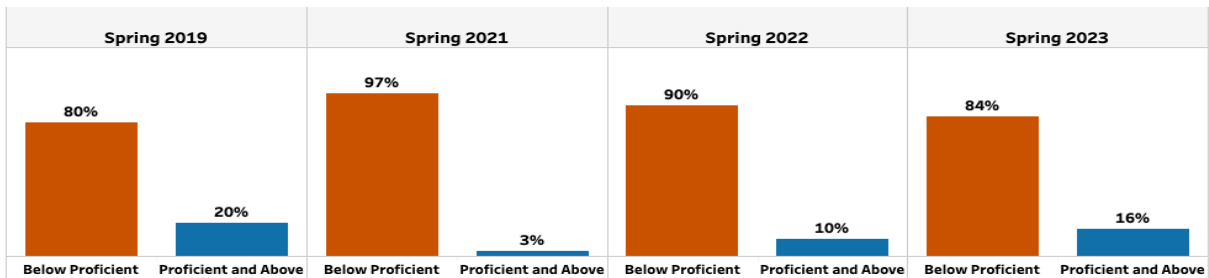
CCRPI COMPONENTS	2023	2022	2019	2018
CONTENT MASTERY	37.1	28.6	34.9	33.8
ENGLISH LANGUAGE ARTS	33.46	32.08	37.10	31.70
MATHEMATICS	38.98	27.09	42.38	40.32
SCIENCE	41.79	22.50	20.29	25.00
SOCIAL STUDIES	N/A	N/A	20.75	29.17
PROGRESS	90.3	N/A	77.8	90.1
ENGLISH LANGUAGE ARTS	86.44	N/A	80.57	91.24
MATHEMATICS	93.37	N/A	70.25	86.66
ENGLISH LEARNERS	94.21	88.59	99.27	100.00+
CLOSING GAPS	93.8	N/A	52.5	60.0
READINESS	74.5	59.6	72.5	71.4
GRADE LEVEL READING/LITERACY	46.94	19.85	24.93	21.90
STUDENT ATTENDANCE	77.92	N/A	92.65	92.30
BEYOND THE CORE	98.66	99.37	99.86	100.00

Milestones End-of-Grade (EOG)

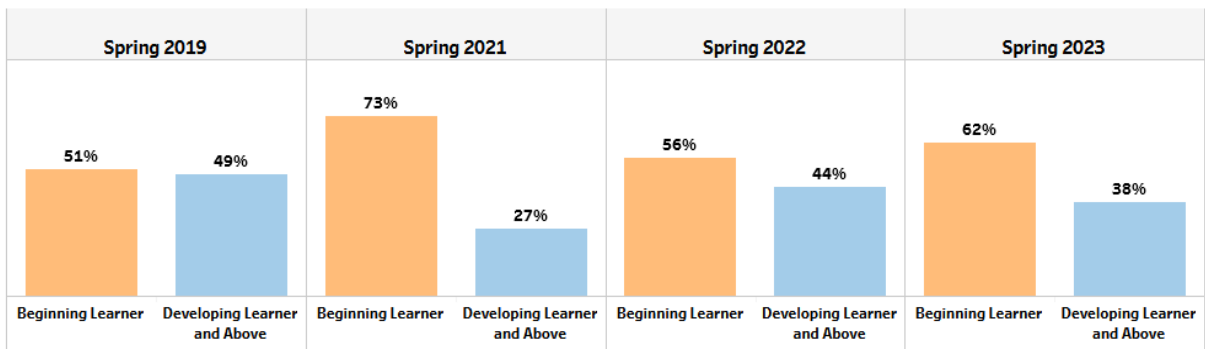
English / Language Arts



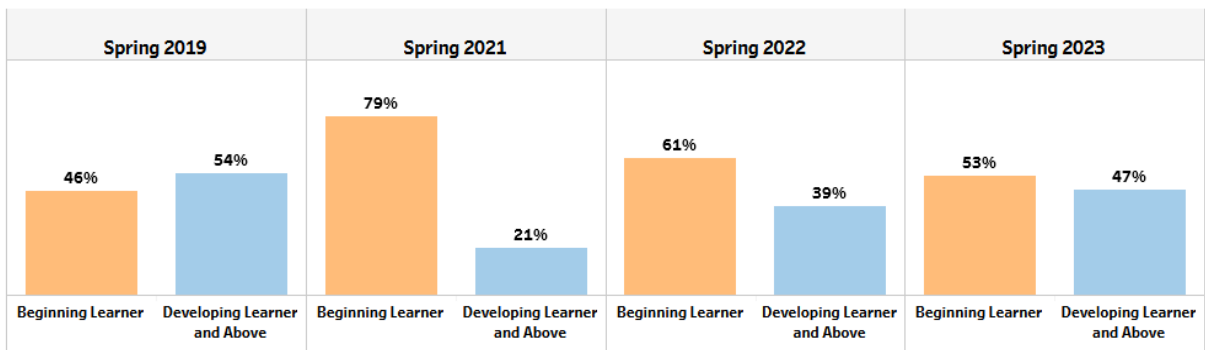
Mathematics



English / Language Arts

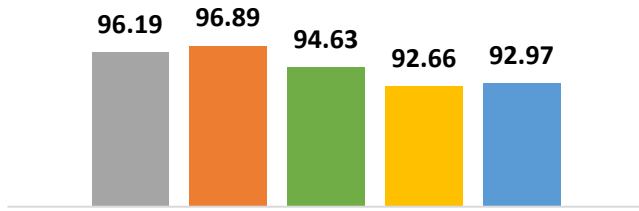


Mathematics



Average Daily Attendance

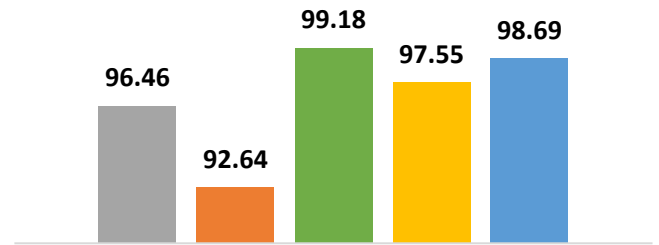
■ 2019 ■ 2020 ■ 2021 ■ 2022 ■ 2023



Montclair Elementary School

% Students with No Discipline Incidents

■ 2019 ■ 2020 ■ 2021 ■ 2022 ■ 2023



Montclair Elementary School

Montclair Elementary School		Student Demographic Summary						Active Students as of the Last Day of School
	All Students	Black	Hispanic	White	Asian/Pacific Islander	Multi-Racial	Native American/Alaskan Native	
2023	641	43	724	TFS	5	TFS	TFS	
2022	674	46	635	TFS	4	TFS	TFS	
2021	650	54	587	TFS	3	TFS	TFS	
2020	694	53	606	TFS	5	TFS	TFS	
2019	783	59	570	TFS	4	TFS	TFS	

TFS – Too Few Students (Less than 10)