

Academic Highlights

- Removed from the Promise School List Fall of 2022
- 2023-2024 GaDOE Mathematics \$3,840 grant awardee
- 2023 GaDOE Recognized PBIS School
- 2021-2022 STEM/STEAM \$20,000 grant awardee
- Increase in English Language Arts Content Mastery by 5
- Nation Beta Club Chapter Reinstated

Priority Areas and Improvement Strategies

- Literacy
 - Disciplinary Literacy
 - Writer's Workshop
- Mathematics
 - 3-Read Protocol
 - UPS Strategies
- School Climate and Culture
 - College and Career Readiness
 - Positive Behavior Interventions and Support


School Performance

GADOE College and Career Ready Performance Index (CCRPI) Scores

CCRPI scores were not available in 2020 and 2021

CCRPI COMPONENTS	2023	2022	2019	2018
CONTENT MASTERY	34.9	34.7	36.4	35.0
ENGLISH LANGUAGE ARTS	43.61	38.12	40.43	34.18
MATHEMATICS	28.41	28.28	33.78	34.85
SCIENCE	25.12	32.78	31.65	35.13
SOCIAL STUDIES	37.88	45.34	37.20	37.68
PROGRESS	75.0	N/A	71.6	66.7
ENGLISH LANGUAGE ARTS	92.55	N/A	77.12	63.42
MATHEMATICS	65.23	N/A	67.94	69.95
ENGLISH LEARNERS	40.47	TFS	63.33	TFS
CLOSING GAPS	31.8	N/A	42.5	42.5
READINESS	73.8	67.2	71.0	72.5
GRADE LEVEL READING/LITERACY	56.56	34.30	36.23	34.27
STUDENT ATTENDANCE	64.98	N/A	76.92	83.30
BEYOND THE CORE	100.00	100.00	99.89	99.78

TFS - Too Few Students (Less than 10)



Mission

To cultivate a vibrant and inclusive community of learners, by nurturing curiosity, sharing knowledge, and equipping students with the skills necessary to positively impact society.

Vision

To cultivate a vibrant and inclusive community of learners who are equipped with the skills and mindset necessary to navigate an ever-evolving world.

School Leadership

Principal
Ms. Sharon Evans

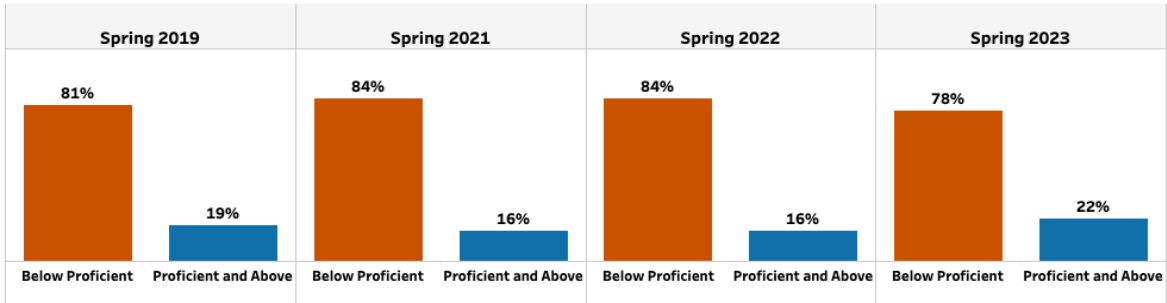
Assistant Principals
Mr. Timothy Warren
Mrs. Kedral Thornton
Dr. Scott Savage

Miller Grove Middle School
2215 Miller Road
Decatur, GA 30035
(678) 676-8902

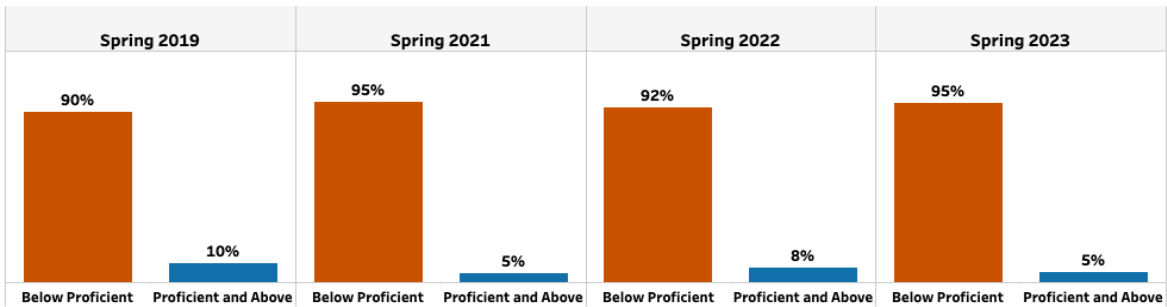
www.millergrovems.dekalb.k12.ga.us

Milestones End-of-Grade (EOG)

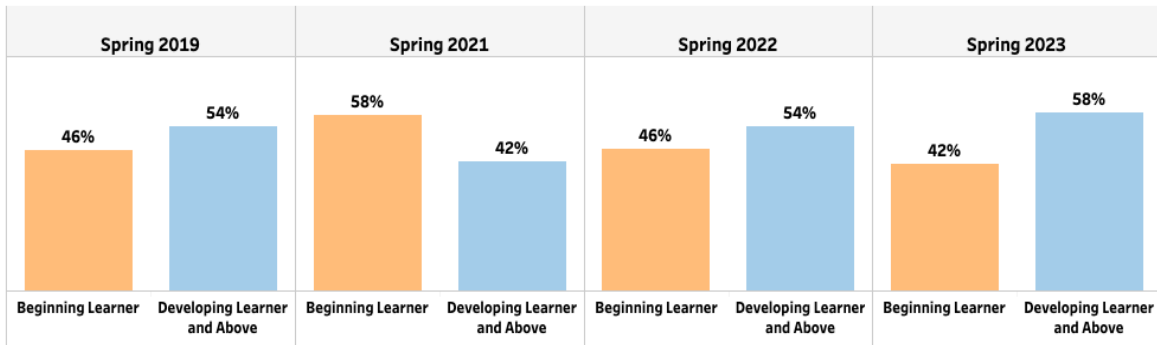
English / Language Arts



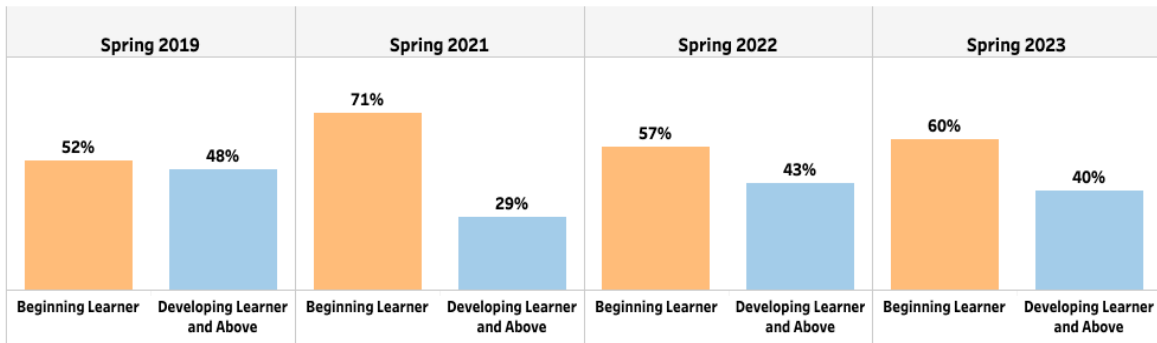
Mathematics

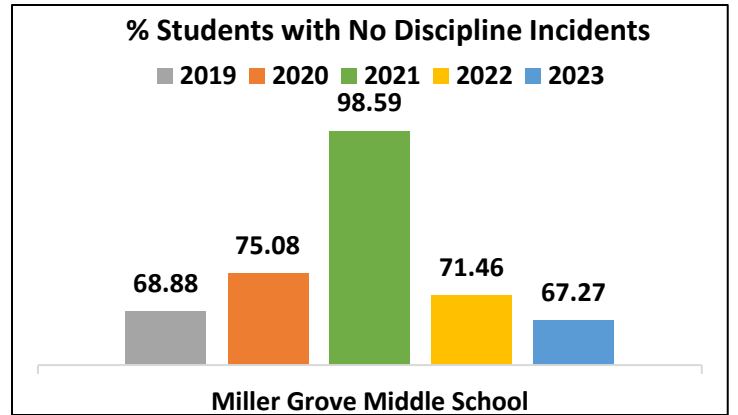
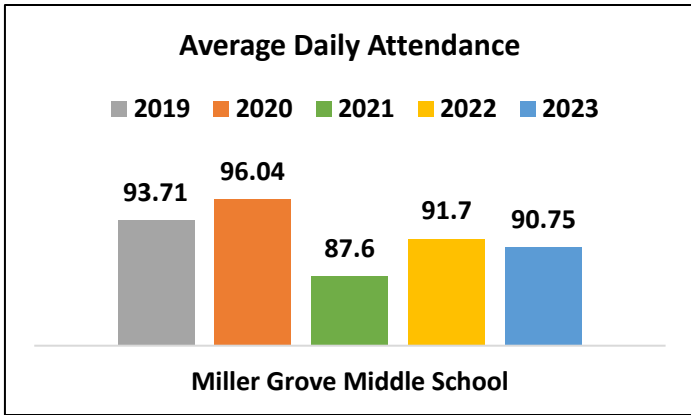


English / Language Arts



Mathematics





Miller Grove Middle School

Student Demographic Summary

Active Students as of the Last Day of School

	All Students	Black	Hispanic	White	Asian/Pacific Islander	Multi-Racial	Native American/Alaskan Native
2023	706	822	32	TFS	4	16	TFS
2022	787	792	29	TFS	4	17	TFS
2021	796	750	28	TFS	3	12	TFS
2020	846	717	44	TFS	3	17	TFS
2019	878	631	46	TFS	7	20	TFS

TFS – Too Few Students (Less than 10)

