

Academic Highlights

- International Baccalaureate Primary Years Programme School
- Cogina Accredited STEM School
- Increase in 2023 Content Mastery English Language Arts & Mathematics
- Increase in 2023 Readiness Grade Level Reading/Literacy

Priority Areas and Improvement Strategies

- Literacy
 - Orton Gillingham Phonics Instruction
 - Transdisciplinary learning through literacy
- School Climate
 - Student Centered Active and Collaborative Learning Activities
 - Positive Student Learning Environment

School Performance

GADOE College and Career Ready Performance Index (CCRPI) Scores

CCRPI scores were not available in 2020 and 2021

CCRPI COMPONENTS	2023	2022	2019	2018
CONTENT MASTERY	65.9	65.3	67.9	66.9
ENGLISH LANGUAGE ARTS	66.28	66.06	74.36	68.29
MATHEMATICS	70.15	67.90	74.11	73.20
SCIENCE	51.77	54.77	51.46	53.23
SOCIAL STUDIES	N/A	N/A	46.38	57.27
PROGRESS	91.2	N/A	88.3	85.1
ENGLISH LANGUAGE ARTS	85.61	N/A	96.13	81.93
MATHEMATICS	95.46	N/A	77.60	84.88
ENGLISH LEARNERS	97.02	92.00	100.00+	100.00+
CLOSING GAPS	60.5	N/A	47.5	65.0
READINESS	80.4	73.1	81.8	80.7
GRADE LEVEL READING/LITERACY	71.84	47.37	56.08	54.35
STUDENT ATTENDANCE	69.37	N/A	89.66	88.38
BEYOND THE CORE	100.00	98.92	99.75	99.50



Midvale
Elementary School

Mission

To embrace the power of meaningful knowledge, a genuine love for the learning process, the responsibility to become active community leaders, a respect for the inherent value and dignity of every person, and the strength to embrace challenges throughout their lives.

Vision

To support our diverse learners as they develop success skill-sets with a focus on taking action to make the world a better place starting with our community.

School Leadership

Principal
Dr. Tara Dougherty

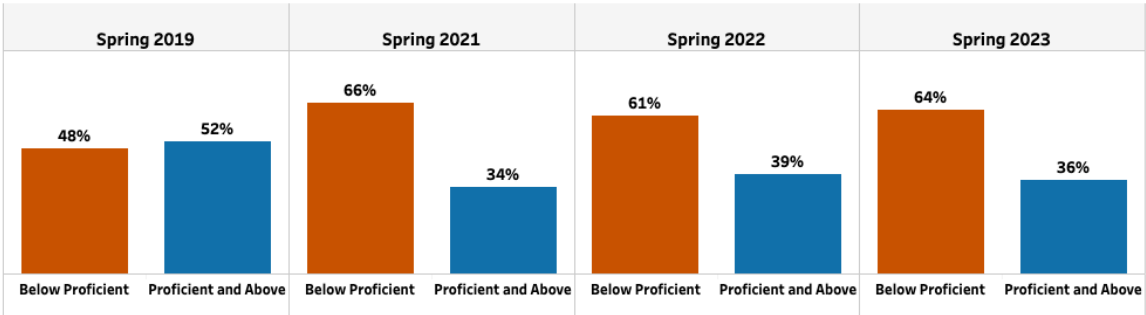
Assistant Principal
Ms. Sherita Davis

Midvale Elementary School
3836 Midvale Road
Tucker, GA 30084
(678) 874-3402

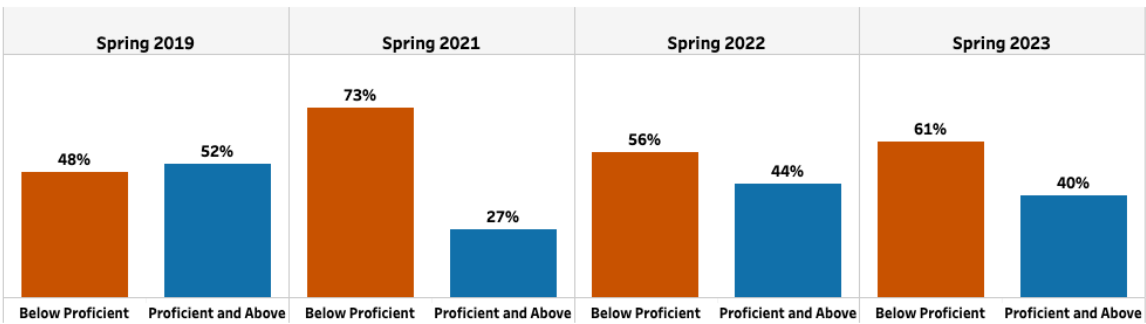
www.midvalees.dekalb.k12.ga.us

Milestones End-of-Grade (EOG)

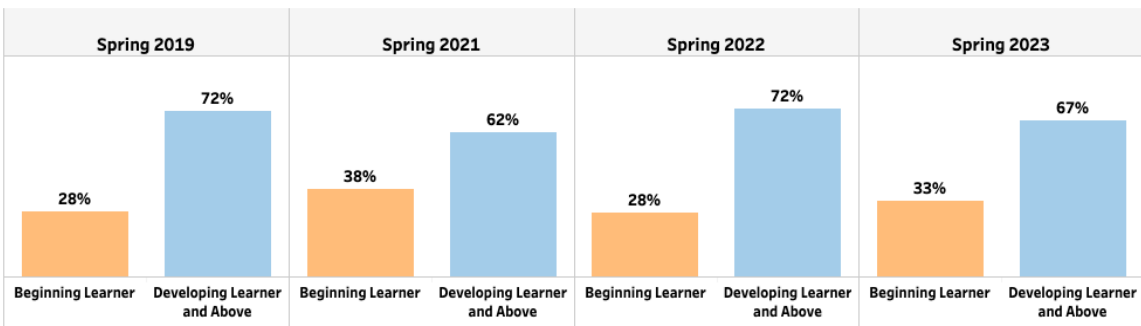
English / Language Arts



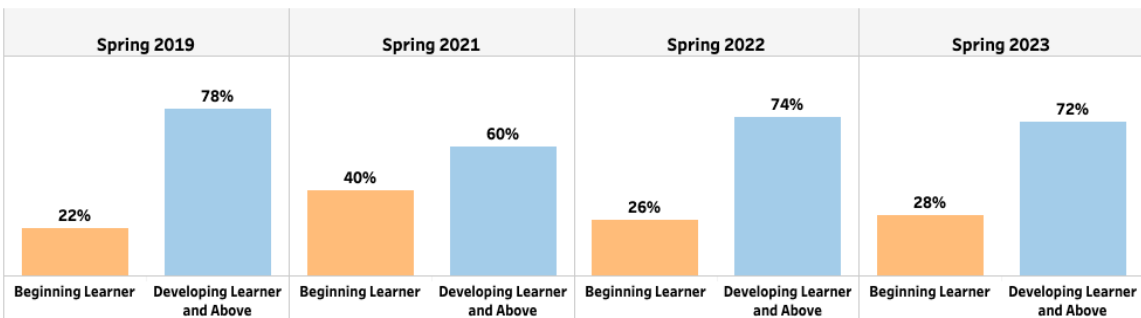
Mathematics

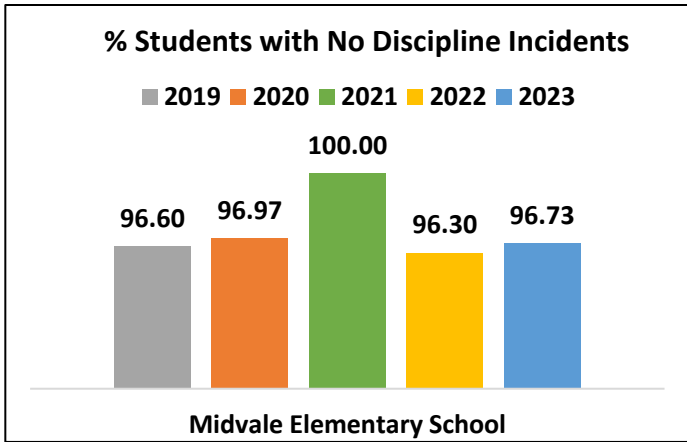
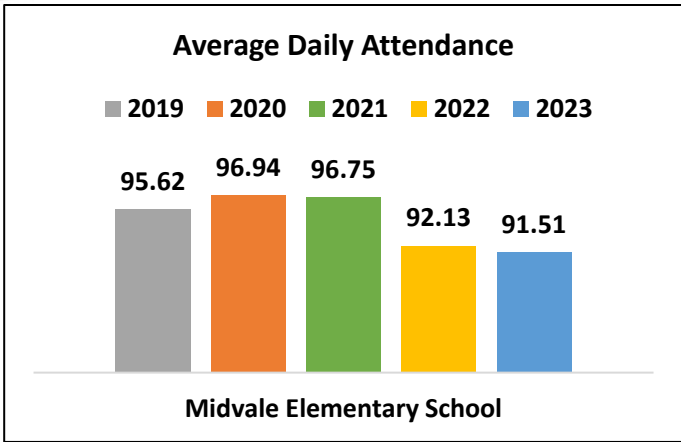


English / Language Arts



Mathematics





Midvale Elementary School ▾

Student Demographic Summary

Active Students as of the Last Day of School

	All Students	Black	Hispanic	White	Asian/Pacific Islander	Multi-Racial	Native American/Alaskan Native
2023	437	176	91	107	21	20	TFS
2022	391	178	107	98	19	19	TFS
2021	368	160	94	81	14	19	TFS
2020	421	166	98	85	17	25	TFS
2019	417	174	118	96	21	26	TFS

TFS – Too Few Students (Less than 10)