



Marbut Traditional  
Theme School

## Mission

To offer each student a challenging educational environment where self-discipline and high academic expectations are emphasized. Teachers, parents and the community share the responsibility of promoting achievement and success for all.

## Vision

Moving from good to great.

## School Leadership

Principal

Mr. Andre Benito Mountain

Assistant Principal

Mrs. Tameka Lyseight-White

Marbut Traditional Theme School

5776 Marbut Road

Lithonia, GA 30058

(678) 676-8802

[www.marbutes.dekalb.k12.ga.us](http://www.marbutes.dekalb.k12.ga.us)

## Academic Highlights

- 14.19 point gain in Science from 2022-2023
- Weekly tutoring programs
- Project-Based Learning each semester
- Band and orchestra programs for students in grades 3-5
- Marbut Community Garden and Outdoor Classroom to support Science instruction
- Summer learning tasks

## Priority Areas and Improvement Strategies

- ELA
  - Guided Reading
  - Writer's Workshop
  - Structured Literacy
- Mathematics
  - Cross-Curricular Literacy
  - Concrete – Representation – Abstract (C-R-A) Sequence of Instruction
  - 3-Read Protocol
- Culture and Climate/Social-Emotional Learning (SEL)
  - Life Skills/Mentorship Training
  - Attendance Review Team

## School Performance

### GADOE College and Career Ready Performance Index (CCRPI) Scores

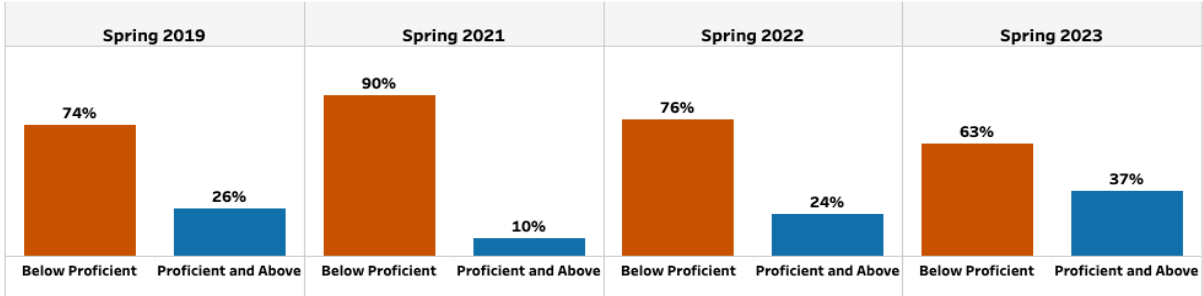
CCRPI scores were not available in 2020 and 2021

CCRPI COMPONENTS	2023	2022	2019	2018
<b>CONTENT MASTERY</b>	<b>50.7</b>	<b>48.9</b>	<b>53.3</b>	<b>60.5</b>
ENGLISH LANGUAGE ARTS	54.04	50.65	55.19	60.06
MATHEMATICS	50.49	54.44	54.32	64.74
SCIENCE	40.82	26.63	59.46	58.80
SOCIAL STUDIES	N/A	N/A	38.19	50.47
<b>PROGRESS</b>	<b>77.4</b>	<b>N/A</b>	<b>53.5</b>	<b>77.4</b>
ENGLISH LANGUAGE ARTS	83.45	N/A	60.90	80.16
MATHEMATICS	71.44	N/A	46.17	74.59
ENGLISH LEARNERS	TFS	TFS	TFS	TFS
<b>CLOSING GAPS</b>	<b>63.6</b>	<b>N/A</b>	<b>25.0</b>	<b>64.3</b>
<b>READINESS</b>	<b>81.2</b>	<b>67.6</b>	<b>77.6</b>	<b>80.0</b>
GRADE LEVEL READING/LITERACY	62.38	35.44	39.48	46.65
STUDENT ATTENDANCE	81.45	N/A	93.42	93.27
BEYOND THE CORE	99.73	99.75	100.00	100.00

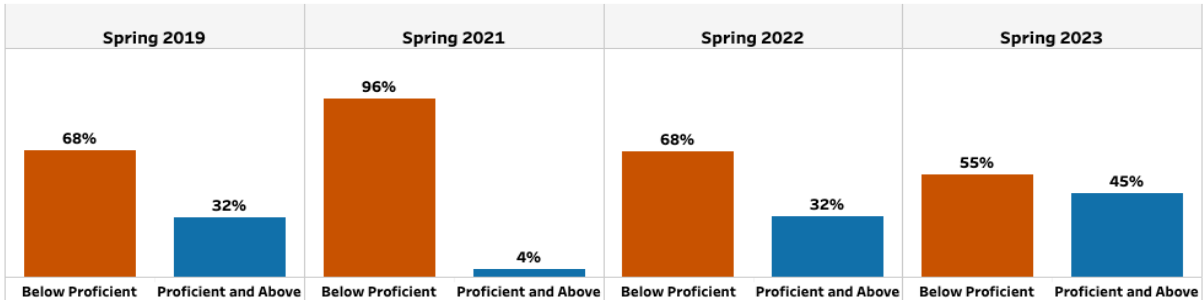
TFS - Too Few Students (Less than 10)

### Milestones End-of-Grade (EOG)

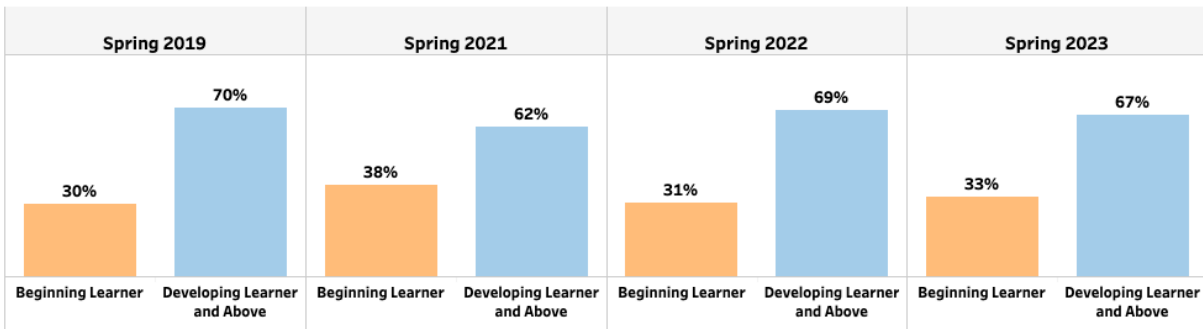
#### English / Language Arts



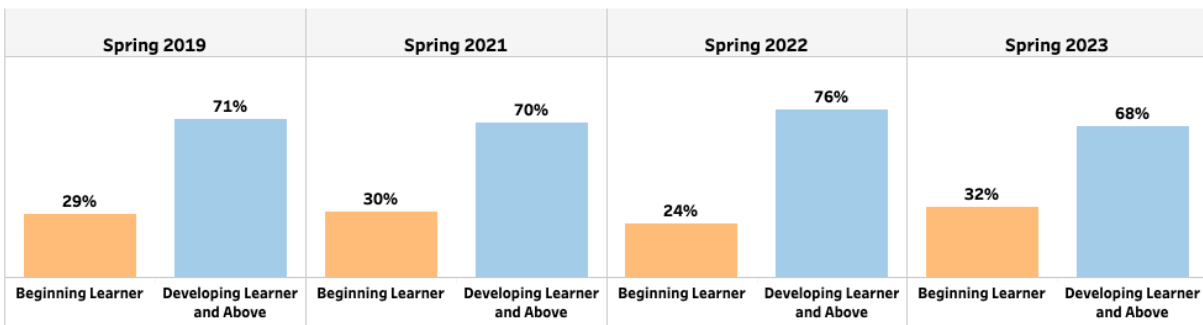
#### Mathematics



#### English / Language Arts

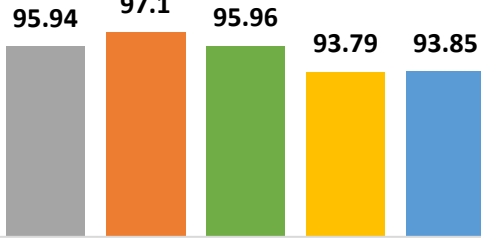


#### Mathematics



### Average Daily Attendance

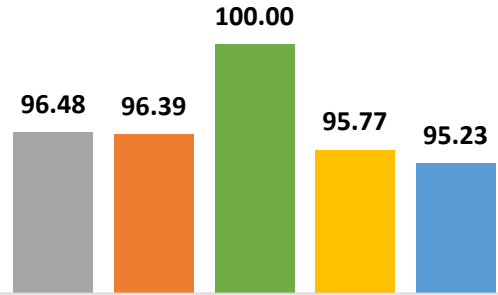
■ 2019 ■ 2020 ■ 2021 ■ 2022 ■ 2023



Marbut Elementary School

### % Students with No Discipline Incidents

■ 2019 ■ 2020 ■ 2021 ■ 2022 ■ 2023



Marbut Elementary School

Marbut Elementary School		Student Demographic Summary						Active Students as of the Last Day of School
	All Students	Black	Hispanic	White	Asian/Pacific Islander	Multi-Racial	Native American/Alaskan Native	
2023	417	633	13	TFS	2	TFS	TFS	
2022	436	560	12	TFS	1	10	TFS	
2021	530	509	13	TFS	1	TFS	TFS	
2020	583	419	10	TFS	1	TFS	TFS	
2019	654	393	11	TFS	1	12	TFS	

TFS – Too Few Students (Less than 10)