

## Academic Highlights

- 2019, 2020, 2021, 2023 Title 1 Distinguished School
- 2023 Title 1 Reward School
- Cognia STEM Certified School
- Science Olympiad team advanced to the State Elementary Science Olympiad

## Priority Areas and Improvement Strategies

- Literacy
  - Implement Guided Reading with Fidelity
  - Implement specific and direct instruction in the area of writing
- Mathematics
  - Implement Balanced Numeracy Instruction with Fidelity

## School Performance

### GADOE College and Career Ready Performance Index (CCRPI) Scores

CCRPI scores were not available in 2020 and 2021

CCRPI COMPONENTS	2023	2022	2019	2018
<b>CONTENT MASTERY</b>	<b>85.1</b>	<b>83.3</b>	<b>88.6</b>	<b>80.2</b>
ENGLISH LANGUAGE ARTS	77.97	77.28	87.07	78.99
MATHEMATICS	99.01	91.61	89.86	76.43
SCIENCE	64.43	75.64	91.35	78.95
SOCIAL STUDIES	N/A	N/A	86.54	96.50
<b>PROGRESS</b>	<b>93.7</b>	<b>N/A</b>	<b>92.7</b>	<b>84.2</b>
ENGLISH LANGUAGE ARTS	86.02	N/A	83.72	92.28
MATHEMATICS	100.00+	N/A	100.00+	72.54
ENGLISH LEARNERS	100.00+	90.00	100.00+	100.00+
<b>CLOSING GAPS</b>	<b>100.0</b>	<b>N/A</b>	<b>97.7</b>	<b>97.9</b>
<b>READINESS</b>	<b>89.2</b>	<b>78.5</b>	<b>88.0</b>	<b>87.8</b>
GRADE LEVEL READING/LITERACY	79.61	57.34	69.23	69.43
STUDENT ATTENDANCE	88.17	N/A	94.93	94.69
BEYOND THE CORE	99.69	99.70	99.70	99.40



## Mission

To work collaboratively with all stakeholders to maximize students' social and academic potential in a safe, supportive, and stimulating environment, preparing them to compete in a global society.

## Vision

To do whatever it takes to meet and exceed the standard for excellence through unity and purpose.

## School Leadership

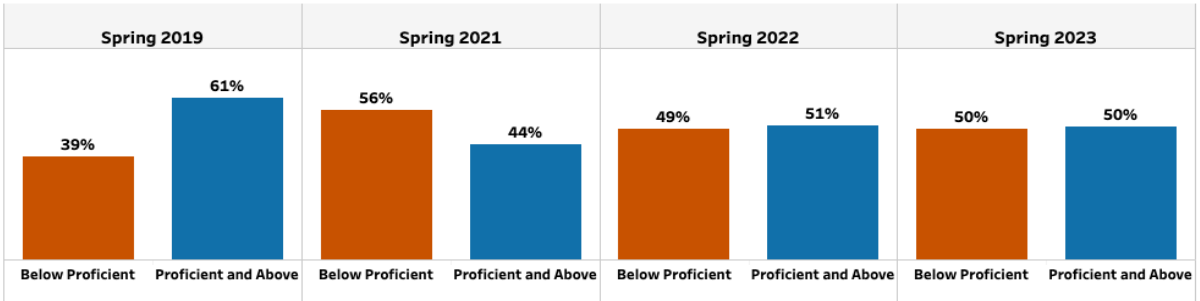
Principal  
Mrs. Shawna Pickett

Assistant Principal  
Dr. Gail Browning

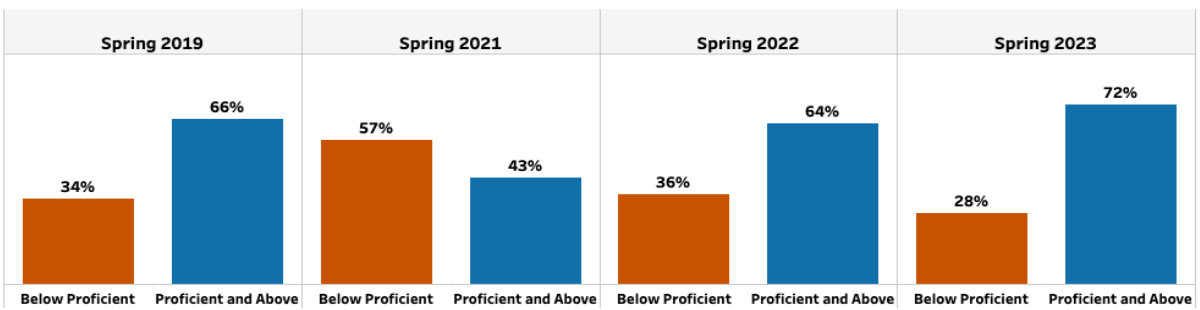
Livsey Elementary School  
4137 Livsey Road  
Tucker, GA 30084  
(678) 874-3302  
[www.livseyees.dekalb.k12.ga.us](http://www.livseyees.dekalb.k12.ga.us)

## Milestones End-of-Grade (EOG)

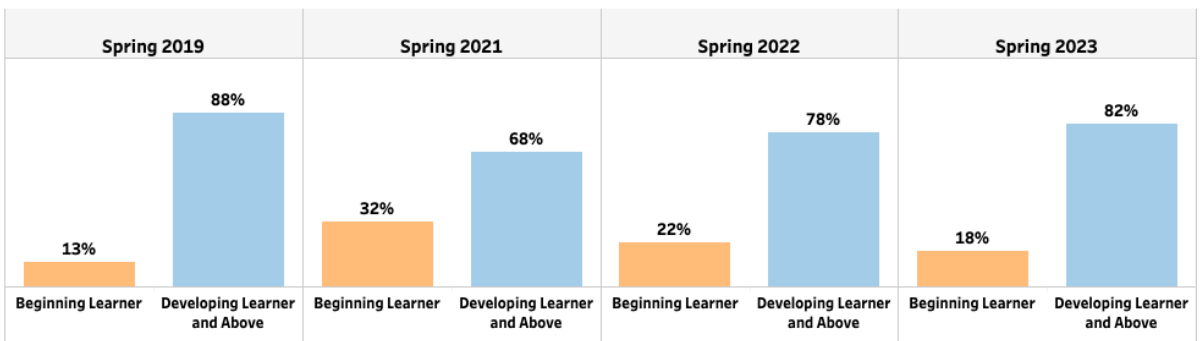
### English / Language Arts



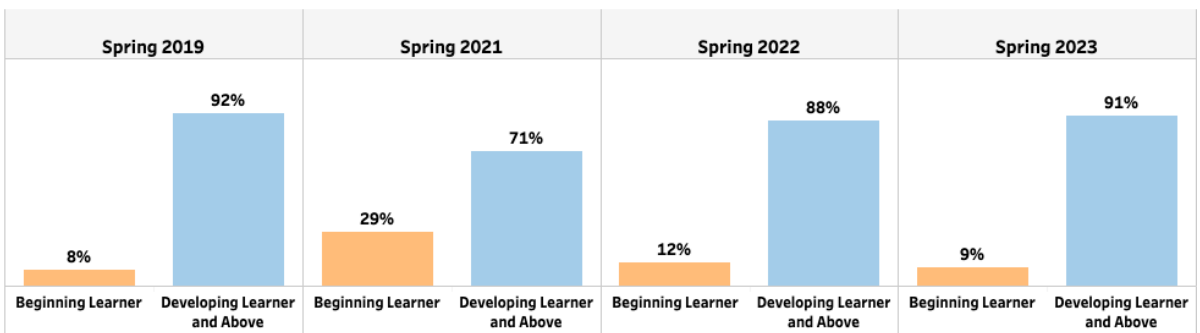
### Mathematics

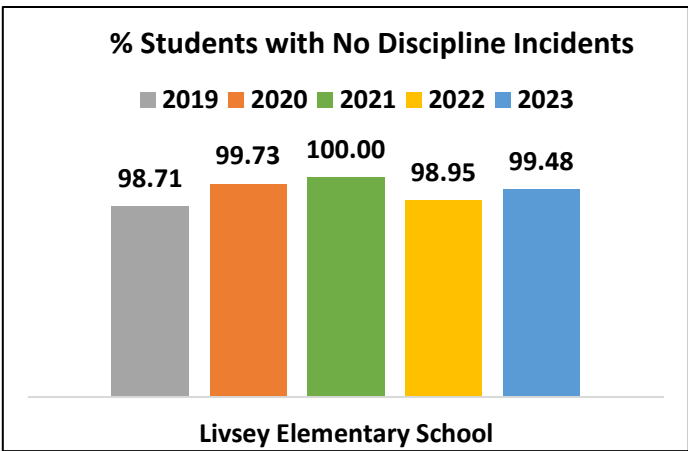
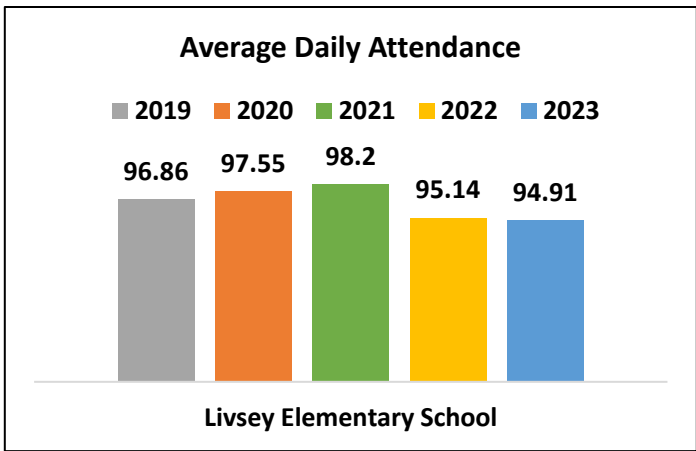


### English / Language Arts



### Mathematics





Livsey Elementary School

**Student Demographic Summary**

Active Students as of the Last Day of School

	All Students	Black	Hispanic	White	Asian/Pacific Islander	Multi-Racial	Native American/Alaskan Native
<b>2023</b>	344	65	107	146	21	22	TFS
<b>2022</b>	356	72	102	137	28	23	TFS
<b>2021</b>	343	64	103	125	27	24	TFS
<b>2020</b>	362	62	116	127	25	26	TFS
<b>2019</b>	361	58	119	118	25	24	TFS

TFS – Too Few Students (Less than 10)