



Lithonia Middle School

Mission

To empower students to with effective tools to become responsible citizens and continuous learners in a transitional world.

Vision

To achieve academic excellence through quality instruction, student accountability, and community involvement, while empowering future leaders.

School Leadership

Principal

Mrs. Tracy Harris

Assistant Principals

Ms. Dewonda Chambers

Ms. Ramona Young

Mr. Pierce Jackson

Lithonia Middle School

2451 Randall Avenue

Lithonia, GA 30058

(678) 875-0702

www.lithoniams.dekalb.k12.ga.us



DeKalb County
School District

Academic Highlights

- Increase proficiency in English Language Arts and Mathematics
- Recognized as a 2019 Beating the Odds School
- Traditional middle school offering dance, band, orchestra, drama, art and chorus

Priority Areas and Improvement Strategies

- Mathematics
 - Math Literacy
 - Safety Nets/Tutorials
- English Language Arts
 - Direct and Explicit Comprehension Instruction
 - Writing Instruction
 - Interventions/Safety Net Tutorials
- Climate and Culture
 - PBIS
 - Career Readiness
- Science
 - The 5 E's of Science

School Performance

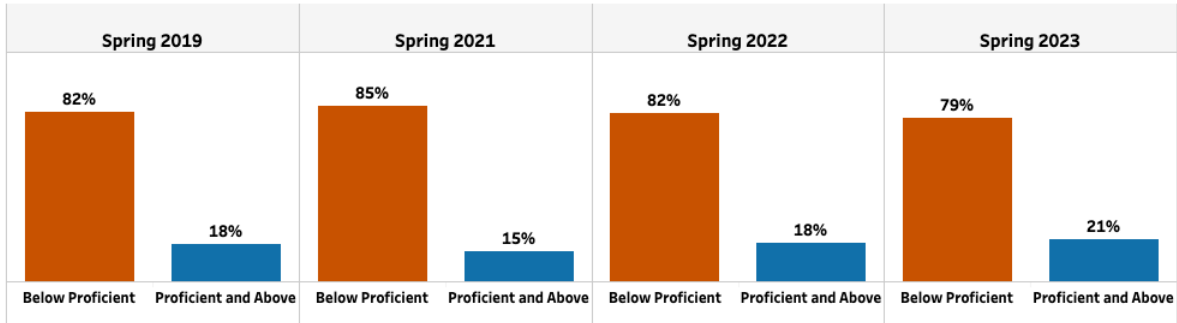
GADOE College and Career Ready Performance Index (CCRPI) Scores

CCRPI scores were not available in 2020 and 2021

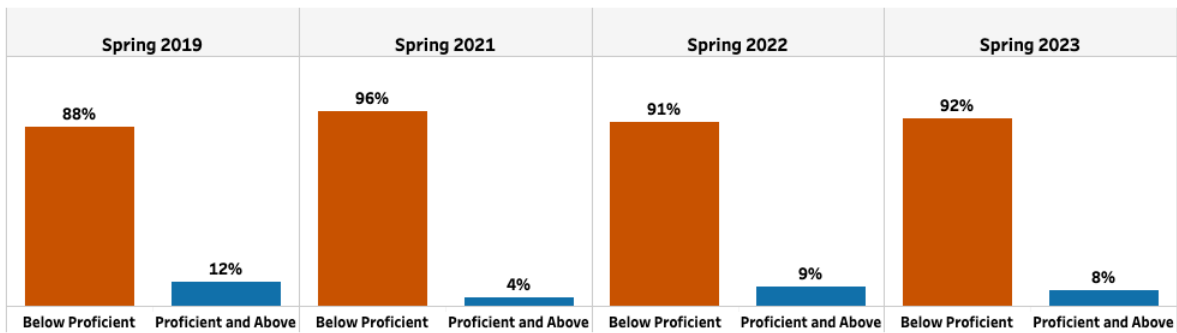
CCRPI COMPONENTS	2023	2022	2019	2018
CONTENT MASTERY	32.6	31.4	37.5	32.6
ENGLISH LANGUAGE ARTS	42.09	35.36	40.29	37.34
MATHEMATICS	30.20	27.08	36.21	34.06
SCIENCE	17.74	30.64	31.95	19.72
SOCIAL STUDIES	26.16	32.90	38.39	26.86
PROGRESS	82.0	N/A	79.8	75.6
ENGLISH LANGUAGE ARTS	93.00	N/A	76.99	77.58
MATHEMATICS	79.58	N/A	84.97	73.64
ENGLISH LEARNERS	43.62	56.00	68.75	TFS
CLOSING GAPS	46.2	N/A	95.0	75.0
READINESS	75.1	65.7	74.3	71.4
GRADE LEVEL READING/LITERACY	52.40	31.63	39.17	36.14
STUDENT ATTENDANCE	72.85	N/A	83.78	78.18
BEYOND THE CORE	100.00	99.84	100.00	100.00

Milestones End-of-Grade (EOG)

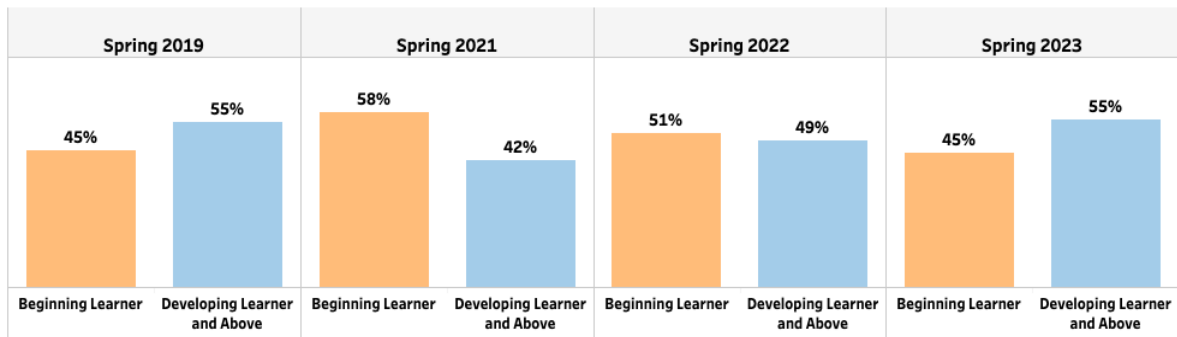
English / Language Arts



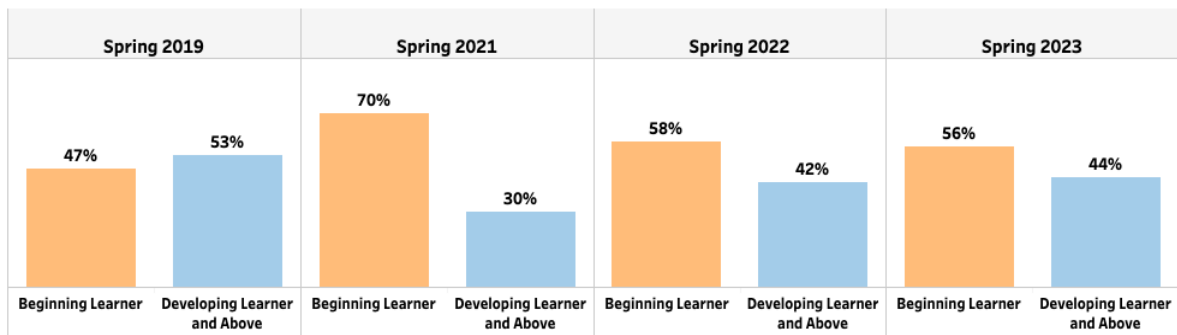
Mathematics



English / Language Arts

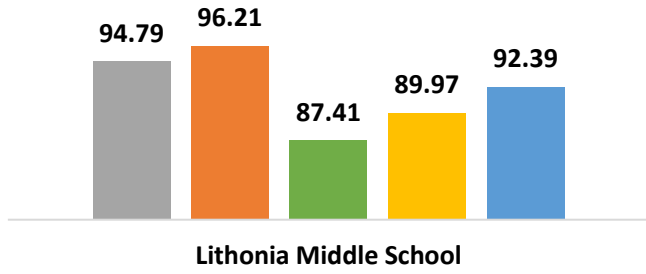


Mathematics



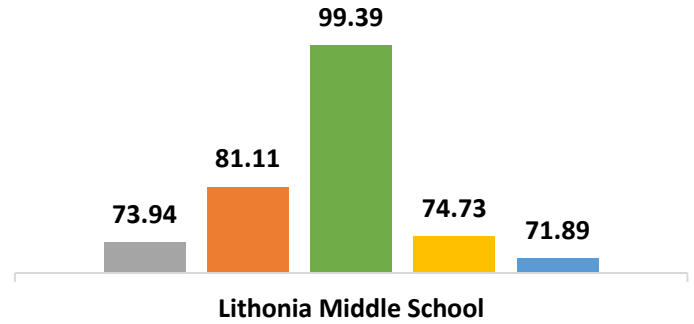
Average Daily Attendance

■ 2019 ■ 2020 ■ 2021 ■ 2022 ■ 2023



% Students with No Discipline Incidents

■ 2019 ■ 2020 ■ 2021 ■ 2022 ■ 2023



Lithonia Middle School

Student Demographic Summary

Active Students as of the Last Day of School

	All Students	Black	Hispanic	White	Asian/Pacific Islander	Multi-Racial	Native American/Alaskan Native
2023	1,187	1006	52	TFS	1	11	TFS
2022	1,217	1057	68	TFS	4	19	TFS
2021	1,255	1140	77	TFS	3	28	TFS
2020	1,157	1079	93	TFS	6	32	TFS
2019	1,075	1044	104	TFS	3	26	TFS

TFS – Too Few Students (Less than 10)