

## Academic Highlights

- Georgia Literacy Leader Banner
- Parent University
- Kindergarten Bootcamp
- Proud partnerships with Kennesaw State University, Atlanta Metropolitan State college, and Georgia State University

## Priority Areas and Improvement Strategies

- Reading/English Language Arts
  - School-wide Literary Guided Reading Action Plan
  - Balanced Literacy
  - Formal and informal assessment instruments
- Mathematics
  - Mathematics Standards-Based Classroom Instructional Framework
  - Mathematical discourse, resources, & strategies
- Science
  - 5E Instructional Framework
  - Project Lead The Way (PLTW): STEM curriculum meets Career Readiness

## School Performance

### GADOE College and Career Ready Performance Index (CCRPI) Scores

CCRPI scores were not available in 2020 and 2021

INDICATORS	Elementary				Middle			
	2023	2022	2019	2018	2023	2022	2019	2018
<b>CONTENT MASTERY</b>	66.6	49.0	66.8	69.7	54.9	53.5	71.9	71.6
ELA	72.96	51.41	70.31	73.03	65.33	68.18	77.82	75.74
MATH	69.38	49.54	70.32	68.70	58.00	59.09	66.88	64.19
SCIENCE	38.88	40.00	53.41	61.54	35.72	19.64	64.00	68.87
SOCIAL STUDIES	N/A	N/A	59.10	71.16	33.33	26.78	77.00	83.96
<b>PROGRESS</b>	<b>80.9</b>	<b>N/A</b>	<b>89.6</b>	<b>81.0</b>	<b>84.1</b>	<b>N/A</b>	<b>93.0</b>	<b>100.0</b>
ELA	100.00	N/A	79.16	87.50	83.79	N/A	90.20	100.00
MATH	61.82	N/A	100.00	74.46	84.46	N/A	95.89	100.00
ENGLISH LEARNERS	N/A	N/A	N/A	N/A	N/A	N/A	N/A	N/A
<b>CLOSING GAPS</b>	<b>83.3</b>	<b>N/A</b>	<b>16.7</b>	<b>100.0</b>	<b>75.0</b>	<b>N/A</b>	<b>58.3</b>	<b>100.0</b>
<b>READINESS</b>	<b>90.6</b>	<b>69.6</b>	<b>49.0</b>	<b>84.4</b>	<b>88.3</b>	<b>81.8</b>	<b>89.2</b>	<b>87.9</b>
GRADE LEVEL READING/LITERACY	86.73	39.25	50.78	58.27	77.33	63.64	70.63	67.46
STUDENT ATTENDANCE	85.13	N/A	96.08	95.35	87.50	N/A	97.08	96.11
BEYOND THE CORE	100.00	100.00	0.00	99.64	100.00	100.00	100.00	100.00



Leadership • Scholarship • Service

## Leadership Preparatory Academy

### Mission

To develop scholars through a rigorous academic program that engages all stakeholders to maximize our students' potential to lead in the 21<sup>st</sup> century.

### Vision

To become the highest performing charter school in the nation that produces well rounded leaders for the 21<sup>st</sup>

### School Leadership

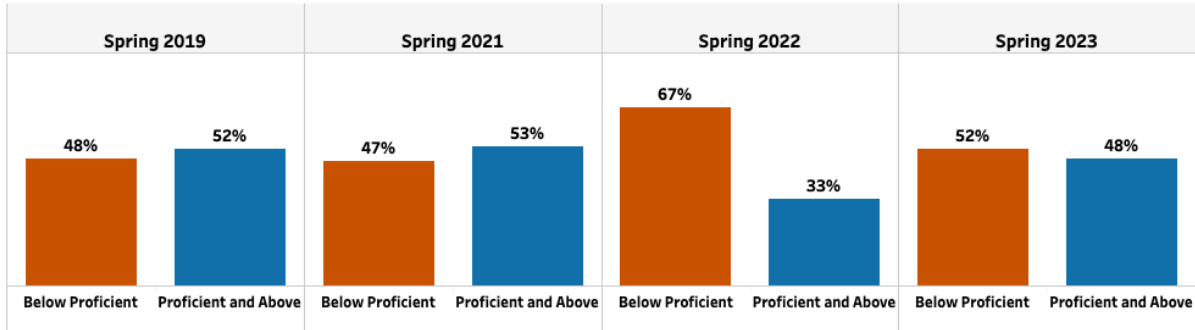
Principal  
Ms. Janel Turner

Leadership Preparatory Academy  
6400 Woodrow Road  
Stonecrest, GA 30038  
(678) 526-2589

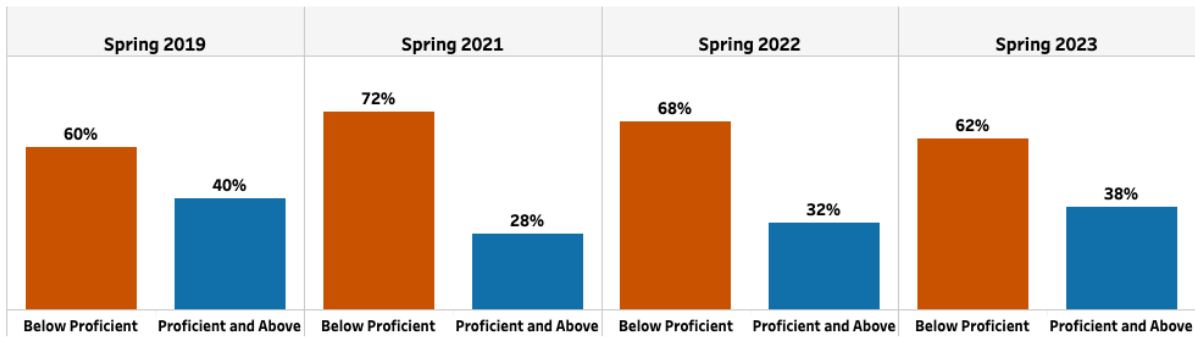
[www.leadershippreparatoryacademy.org](http://www.leadershippreparatoryacademy.org)

## Milestones End-of-Grade (EOG)

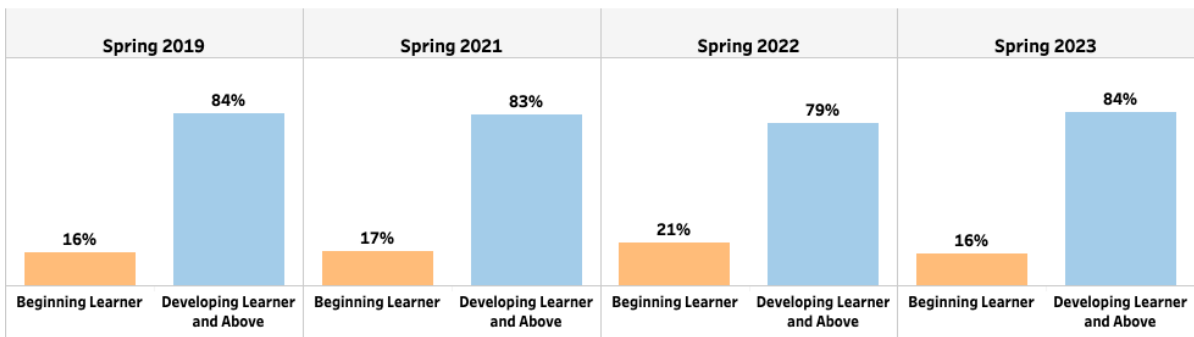
### English / Language Arts



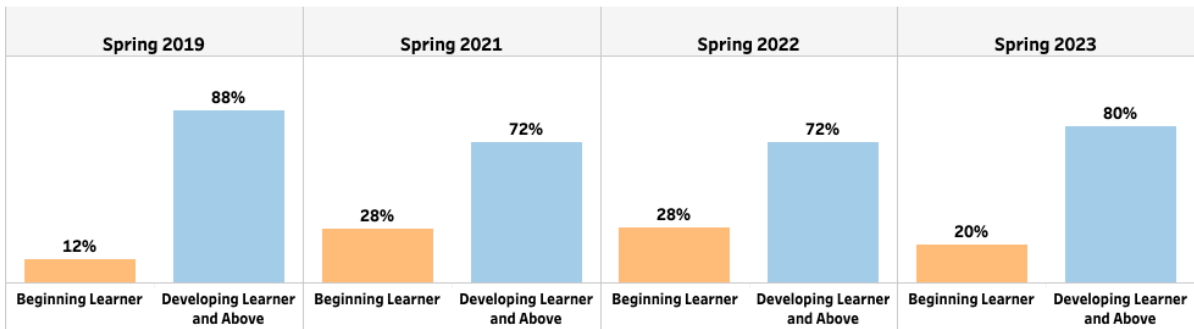
### Mathematics



### English / Language Arts

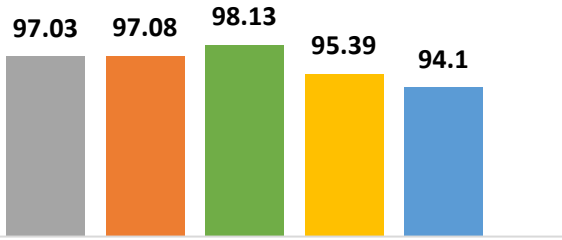


### Mathematics



### Average Daily Attendance

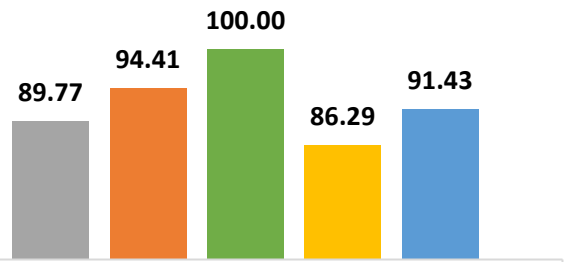
■ 2019 ■ 2020 ■ 2021 ■ 2022 ■ 2023



Leadership Preparatory Academy

### % Students with No Discipline Incidents

■ 2019 ■ 2020 ■ 2021 ■ 2022 ■ 2023



Leadership Preparatory Academy

Leadership Preparatory Aca...		Student Demographic Summary						Active Students as of the Last Day of School
	All Students	Black	Hispanic	White	Asian/Pacific Islander	Multi-Racial	Native American/Alaskan Native	
2023	255	401	12	TFS	1	TFS	TFS	
2022	270	409	13	TFS	1	TFS	TFS	
2021	352	338	12	TFS	1	TFS	TFS	
2020	425	261	TFS	TFS	0	TFS	TFS	
2019	418	244	10	TFS	0	TFS	TFS	

TFS – Too Few Students (less than 10)