



**Kittredge
Magnet School**

MISSION

To nurture and empower our diverse population of students to become independent thinkers by fostering student growth through an innovative and rigorous instructional approach.

VISION

To set the standard for educational excellence through collaboration, communication, and student engagement.

SCHOOL LEADERSHIP

**Principal
Dr. Laura S. Neely**

**Assistant Principal
Mr. Brad Daniell**

**Kittredge Magnet School
2383 N. Druid Hills Rd. NE
Atlanta, GA 30329
(678) 874.6602**

www.kittredgees.dekalb.k12.ga.us

Academic Highlights

- Ranked #1 by U.S. News & World Report 2021-2023
- National Blue Ribbon School 2018
- Ranked best elementary school in Georgia by School Digger 2018-2023
- 2023-2024 GaDOE Mathematics \$3,999 grant awardee
- 2020-2021 Core \$3,000 grant awardee
- 2021-2022 Enhanced \$5,000 grant awardee
- Highest scores on Georgia Milestones assessment in the state in 2022 & 2023
- Science Olympiad team finished #1 in State

Priority Areas and Improvement Strategies

- **Reading**
 - Leveraging Illuminate to create formative and summative assessments to drive differentiation in the classroom
 - Effectively utilize multiple means of differentiation
- **Mathematics**
 - Leveraging Illuminate to create formative and summative assessments to drive differentiation in the classroom
 - Effectively utilize multiple means of differentiation

School Performance

GADOE College and Career Ready Performance Index (CCRPI) Scores

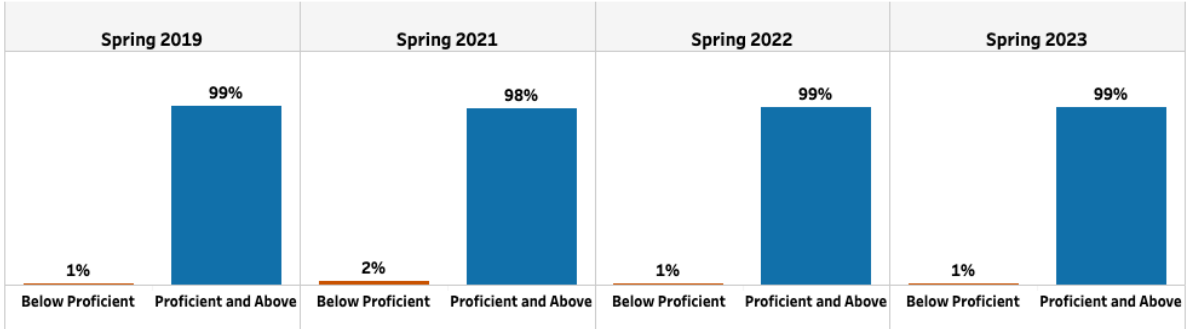
CCRPI scores were not available in 2020 and 2021

INDICATORS	Elementary				Middle			
	2023	2022	2019	2018	2023	2022	2019	2018
CONTENT MASTERY	100.0	100.0	100.0	100.0	100.0	100.0	100.0	100.0
ELA	100.00	100.00	100.00	100.00	100.00	100.00	100.00	100.00
MATH	100.00	100.00	100.00	100.00	100.00	100.00	100.00	100.00
SCIENCE	100.00	100.00	100.00	100.00	N/A	N/A	N/A	N/A
SOCIAL STUDIES	N/A	N/A	100.00	100.00	N/A	N/A	N/A	N/A
PROGRESS	100.0	N/A	100.0	92.7	100.0	N/A	91.9	100.0
ELA	100.00	N/A	100.00	96.78	100.00	N/A	93.05	100.00
MATH	100.00	N/A	100.00	88.54	100.00	N/A	90.83	100.00
ENGLISH LEARNERS	N/A	TFS	N/A	N/A	N/A	N/A	N/A	N/A
CLOSING GAPS	100.0	N/A	100.0	100.0+	100.0	N/A	100.0	100.0
READINESS	99.5	99.5	99.6	99.1	98.8	99.4	99.6	99.6
GRADE LEVEL READING/LITERACY	100.00	99.04	99.68	98.42	100.00	98.74	100.00	99.37
STUDENT ATTENDANCE	98.51	N/A	99.07	98.75	96.45	N/A	98.77	99.38
BEYOND THE CORE	100.00	100.00	100.00	100.00	100.00	100.00	100.00	100.00

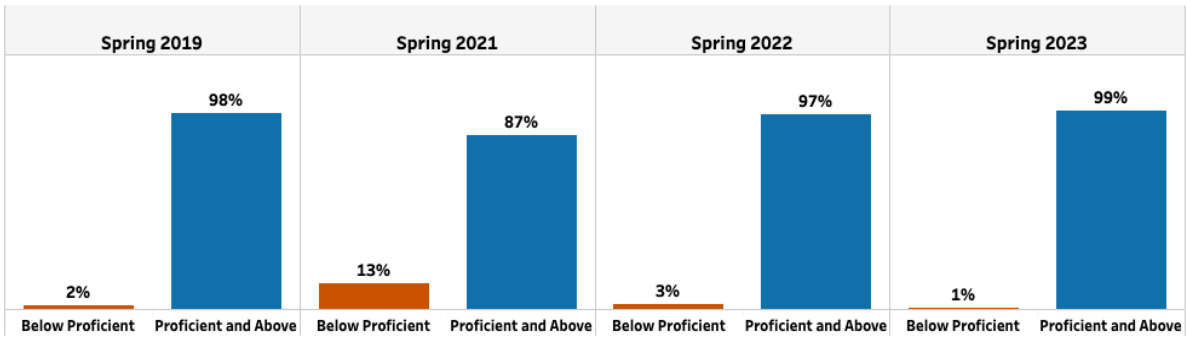
TFS - Too Few Students (Less than 10)

Milestones End-of-Grade (EOG)

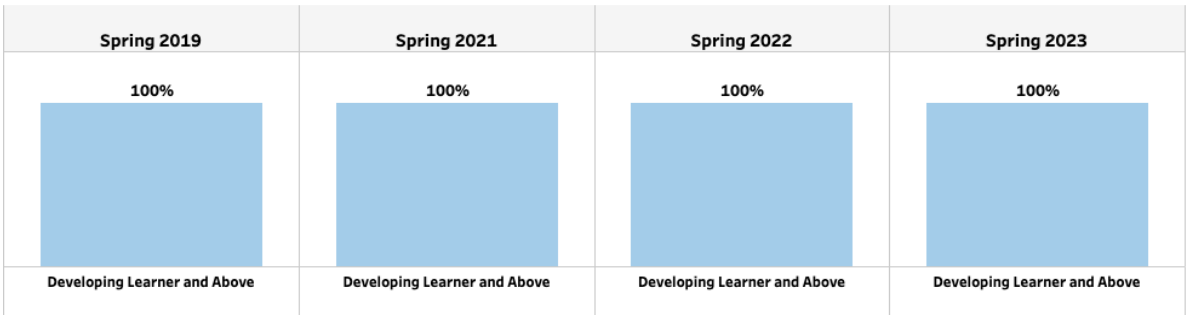
English / Language Arts



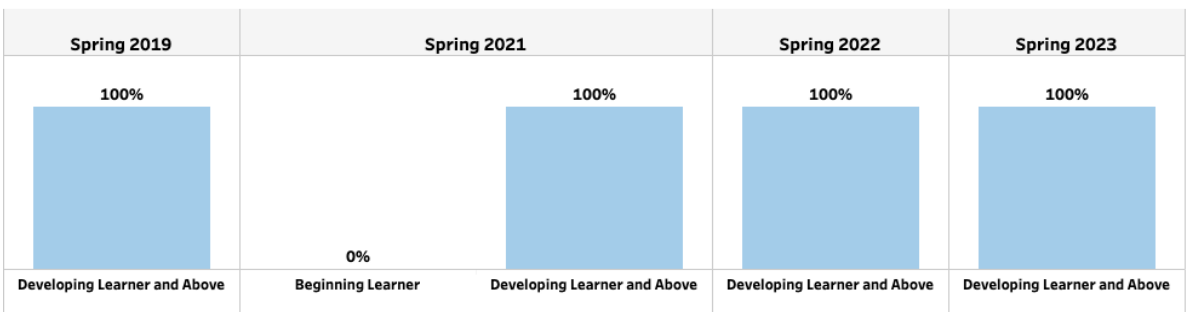
Mathematics

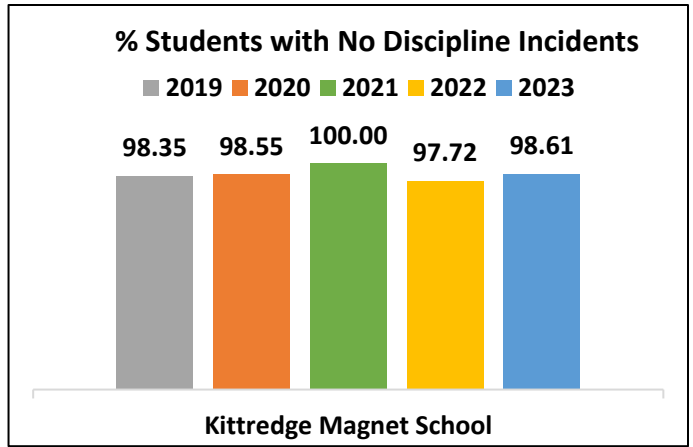
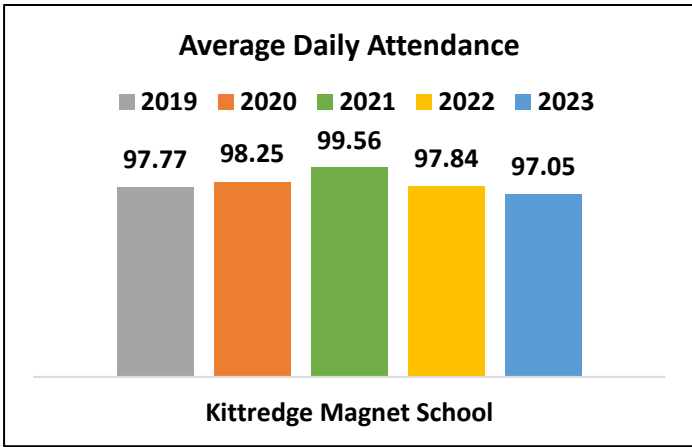


English / Language Arts



Mathematics





Kittredge Magnet School

Student Demographic Summary

Active Students as of the Last Day of School

	All Students	Black	Hispanic	White	Asian/Pacific Islander	Multi-Racial	Native American/Alaskan Native
2023	485	49	26	276	69	34	TFS
2022	471	66	22	273	75	39	TFS
2021	443	47	22	247	85	42	TFS
2020	476	54	23	243	110	41	TFS
2019	455	56	27	245	120	35	TFS

TFS – Too Few Students (Less than 10)