



**Jolly
Elementary School**

Mission

To form a collaborative partnership between home and school that maximizes students' social and academic potential, preparing them to compete in a global society.

Vision

Empowering students to achieve academic excellence by taking ownership of their learning in order to compete in a global society.

School Leadership

**Principal
Ms. Brenda Roberts**

**Assistant Principal
Dr. Deborah Satterfield**

Jolly Elementary School
1070 Otello Avenue
Clarkston, GA 30021
(678) 676-5802

www.jollyes.dekalb.k12.ga.us

Academic Highlights

- Increase proficiency in 2023 Content Mastery English Language Arts & Mathematics
- 2023-2024 GaDOE Mathematics \$4,000 grant awardee
- Removed from the state's TSI list in 2019
- Title I Reward School 2020, 2021

Priority Areas and Improvement Strategies

- **MTSS Framework**
 - Implement the MTSS Framework with Fidelity and Efficacy to improve Reading and Math outcomes
 - Implement the MTSS Framework with Fidelity and Efficacy to improve behavior outcomes
- **Attendance**
 - Support overall positive student attendance
- **Science**
 - Implementation of STEAM through 5E Instructional Framework

School Performance

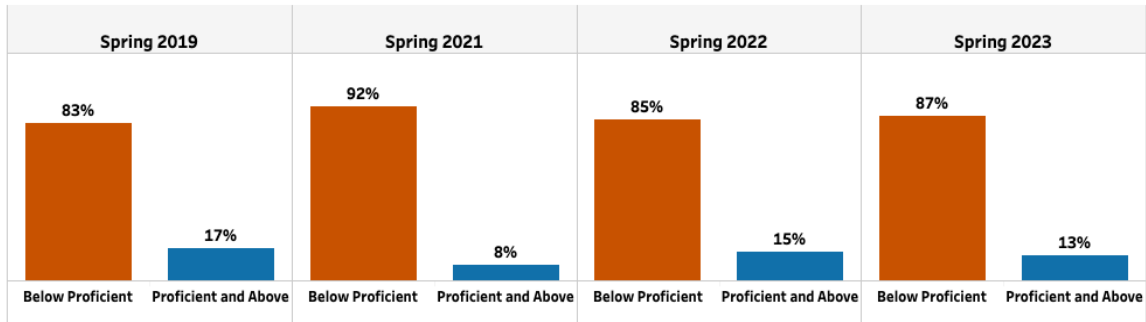
GADOE College and Career Ready Performance Index (CCRPI) Scores

CCRPI scores were not available in 2020 and 2021

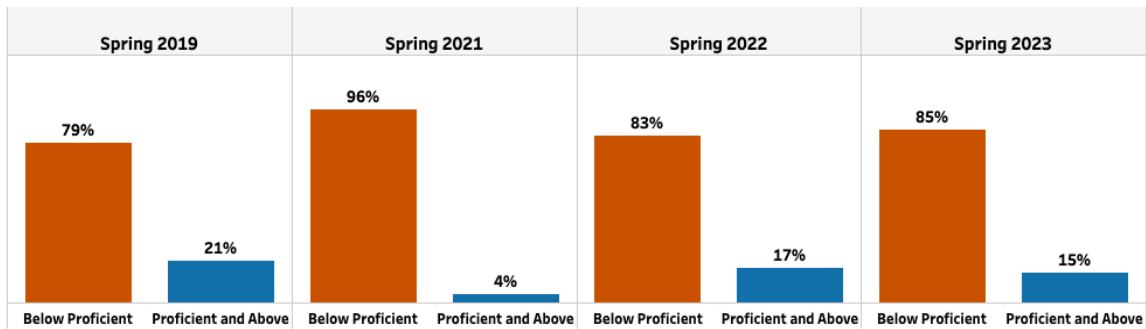
CCRPI COMPONENTS	2023	2022	2019	2018
CONTENT MASTERY	37.1	32.9	38.5	30.9
ENGLISH LANGUAGE ARTS	38.46	33.47	37.86	32.10
MATHEMATICS	41.19	35.79	42.87	34.24
SCIENCE	20.63	22.00	30.65	23.49
SOCIAL STUDIES	N/A	N/A	35.12	24.79
PROGRESS	89.6	N/A	96.3	80.6
ENGLISH LANGUAGE ARTS	89.63	N/A	94.56	81.81
MATHEMATICS	87.20	N/A	97.16	75.12
ENGLISH LEARNERS	100.00+	93.34	99.87	100.00+
CLOSING GAPS	73.5	N/A	100.0	22.9
READINESS	77.2	60.9	71.5	70.2
GRADE LEVEL READING/LITERACY	49.77	22.31	28.21	23.78
STUDENT ATTENDANCE	81.99	N/A	86.86	86.73
BEYOND THE CORE	99.86	99.52	99.57	100.00

Milestones End-of-Grade (EOG)

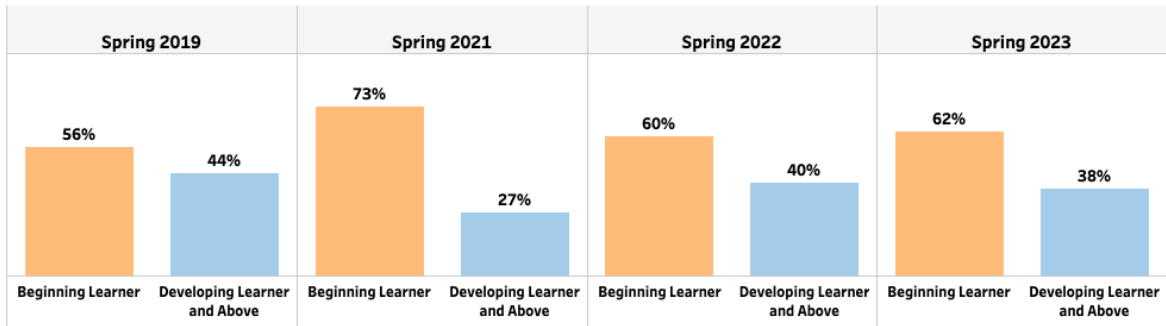
English / Language Arts



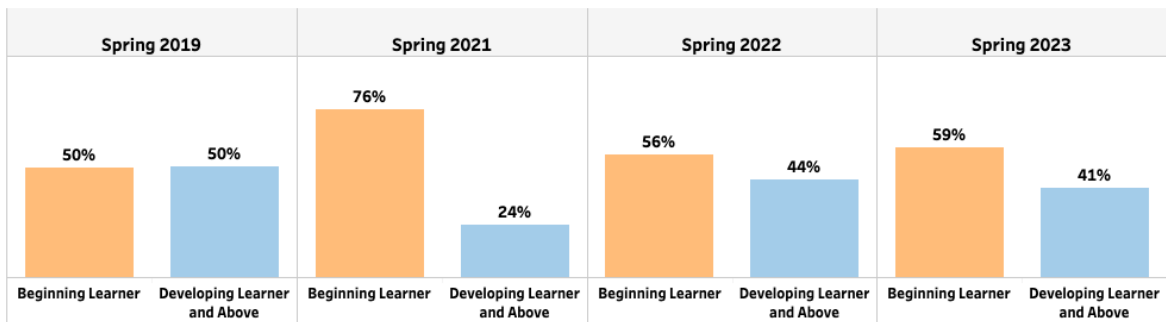
Mathematics



English / Language Arts

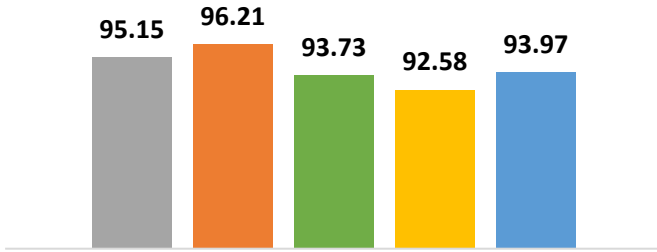


Mathematics



Average Daily Attendance

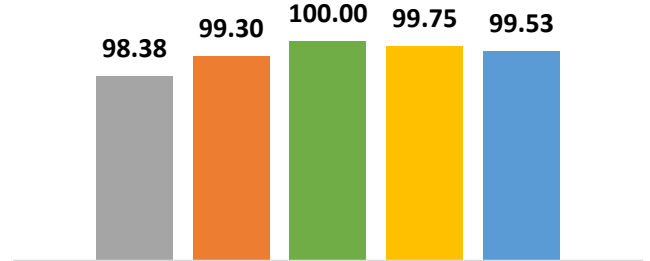
■ 2019 ■ 2020 ■ 2021 ■ 2022 ■ 2023



Jolly Elementary School

% Students with No Discipline Incidents

■ 2019 ■ 2020 ■ 2021 ■ 2022 ■ 2023



Jolly Elementary School

Jolly Elementary School		Student Demographic Summary						Active Students as of the Last Day of School
	All Students	Black	Hispanic	White	Asian/Pacific Islander	Multi-Racial	Native American/Alaskan Native	
2023	770	345	36	47	303	TFS	TFS	
2022	682	353	49	42	294	TFS	TFS	
2021	632	309	37	30	247	TFS	TFS	
2020	751	351	44	62	212	TFS	TFS	
2019	741	378	52	84	249	TFS	TFS	

TFS – Too Few Students (Less than 10)