



Mission

The International Community School is an International Baccalaureate World School that educates refugees, immigrants and local children, and provides a rigorous and holistic education in an intentionally diverse community of mutual learners.

Vision

Creating a supportive community of students, staff and parents, learning from each other and celebrating diversity among us.

School Leadership

Executive Director
 Ms. Francoise Carroll

Principal
 Ms. Diamond Jefferies

Assistant Principal
 Ms. Dione Smith

International Community School
 2418 Wood Trail Ln
 Decatur, GA 30033
 (404) 499-8969
www.icsgeorgia.org

Academic Highlights

- State recognized "Literacy Leader" for increased 3rd grade GMAS performance for Spring 2023
- 61% of students grew at least one grade-level in intensive 4-week summer program in 2023
- 2023 BH Impact Community Engagement Grant Awardee
- 83% of students made at least one band growth in ACCESS in Spring 2023

Priority Areas and Improvement Strategies

- Literacy
 - Implement Science of Reading Phonics Instruction
 - Targeted Intervention for Struggling Students
- Numeracy
 - Eureka Math Curriculum
 - Additional small math group instruction during intervention period

School Performance

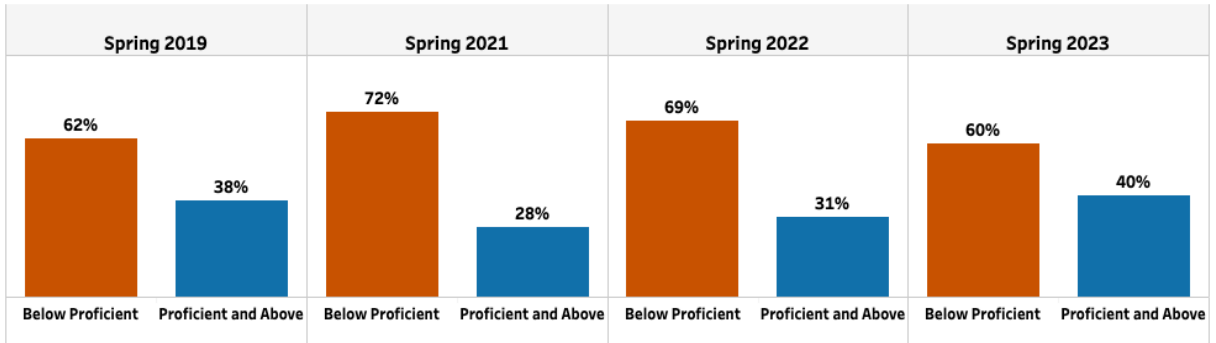
GADOE College and Career Ready Performance Index (CCRPI) Scores

CCRPI scores were not available in 2020 and 2021

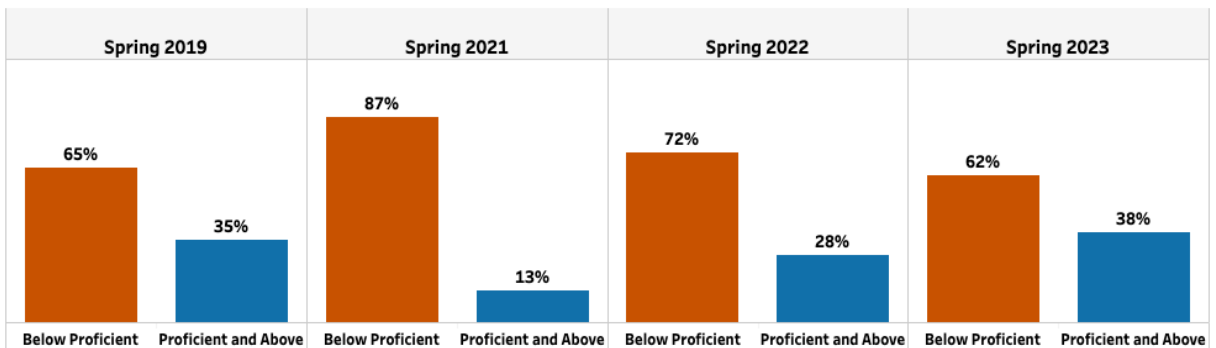
CCRPI COMPONENTS	2023	2022	2019	2018
CONTENT MASTERY	60.5	50.5	55.5	49.3
ENGLISH LANGUAGE ARTS	62.06	49.75	65.47	50.75
MATHEMATICS	63.09	52.02	58.52	53.46
SCIENCE	47.69	47.74	38.89	43.55
SOCIAL STUDIES	N/A	N/A	33.34	37.92
PROGRESS	99.1	N/A	99.1	92.1
ENGLISH LANGUAGE ARTS	98.10	N/A	100.00+	92.97
MATHEMATICS	100.00+	N/A	97.98	89.40
ENGLISH LEARNERS	100.00+	69.30	100.00+	100.00+
CLOSING GAPS	85.3	N/A	56.8	29.6
READINESS	83.5	71.0	84.0	78.5
GRADE LEVEL READING/LITERACY	69.74	41.92	56.70	40.10
STUDENT ATTENDANCE	80.79	N/A	95.35	95.27
BEYOND THE CORE	100.00	100.00	100.00	100.00

Milestones End-of-Grade (EOG)

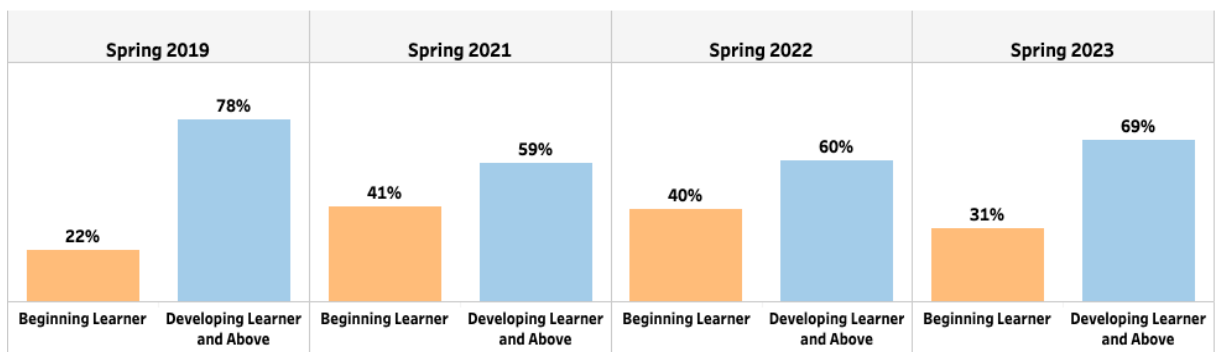
English / Language Arts



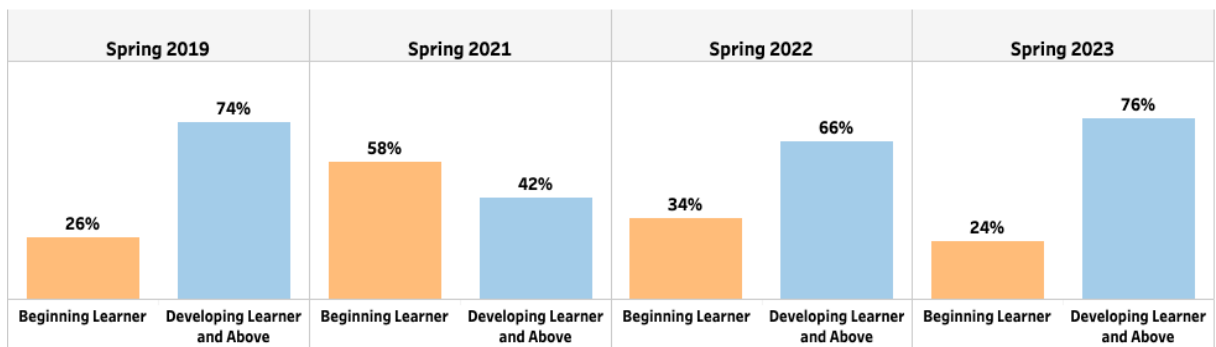
Mathematics

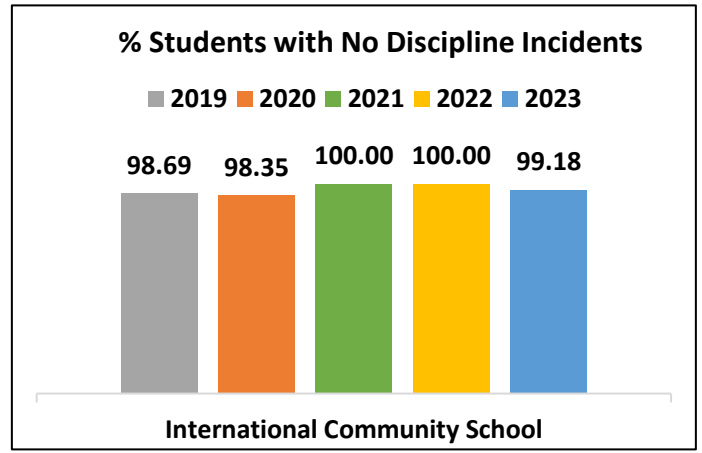
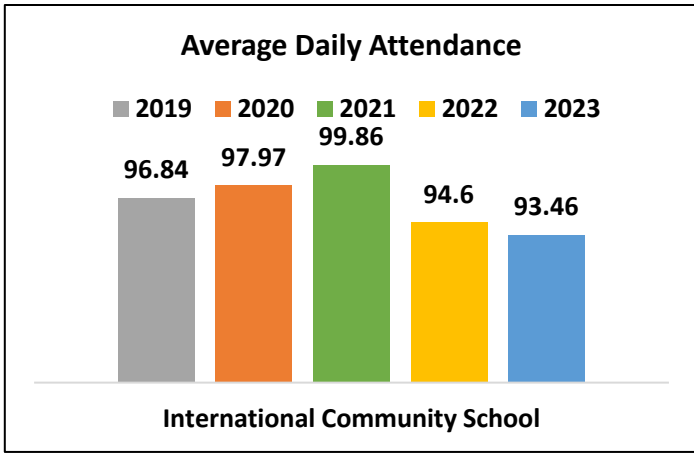


English / Language Arts



Mathematics





International Community S... ▾

Student Demographic Summary

Active Students as of the Last Day of School

	All Students	Black	Hispanic	White	Asian/Pacific Islander	Multi-Racial	Native American/Alaskan Native
2023	449	153	16	73	147	10	TFS
2022	440	142	17	75	141	TFS	TFS
2021	398	148	21	75	145	TFS	TFS
2020	385	155	21	74	174	12	TFS
2019	403	177	21	72	159	18	TFS

TFS – Too Few Students (less than 10)