



**Idlewood  
Elementary School**

## Mission

**We Educate - Provide robust educational experiences,  
We Equip - Give you what you need to succeed, We Empower - Teach you how to believe, We Embrace - Love and Care for everyone, We Elevate - Help you reach your highest potential.**

## Vision

**To provide diverse educational experiences that develop innovative leaders who are inspired to make a positive impact on the world.**

## School Leadership

**Principal  
Ms. Robin Elder**

**Assistant Principals  
Ms. Jamica Brown  
Ms. Candace Brooks**

**Idlewood Elementary School  
1484 Idlewood Road  
Tucker, GA 30084  
(678) 874-3202**

[www.idlewoodes.dekalb.k12.ga.us](http://www.idlewoodes.dekalb.k12.ga.us)

## Academic Highlights

- Title 1 Reward School 2023
- 2021-2022 STEM/STEAM \$19,800 grant awardee
- 1st Place Winner of the Sagamore Hills Math Tournament
- 1st Place Winner of the Art Contest and Winner of the Writing Contest

## Priority Areas and Improvement Strategies

- **Structured Literacy**
  - Guided Reading
  - Word Work: K-3 Phonics and 4-5 Vocabulary, Spelling and Word Study
- **Mathematics**
  - CRA/Concrete, Representational and Abstract to create meaningful connections for understanding
  - Guided Mathematics
- **Social Emotional Learning**
  - Integrate SEL Core Competencies into daily instruction
- **Science**
  - 5E Instructional Framework

## School Performance

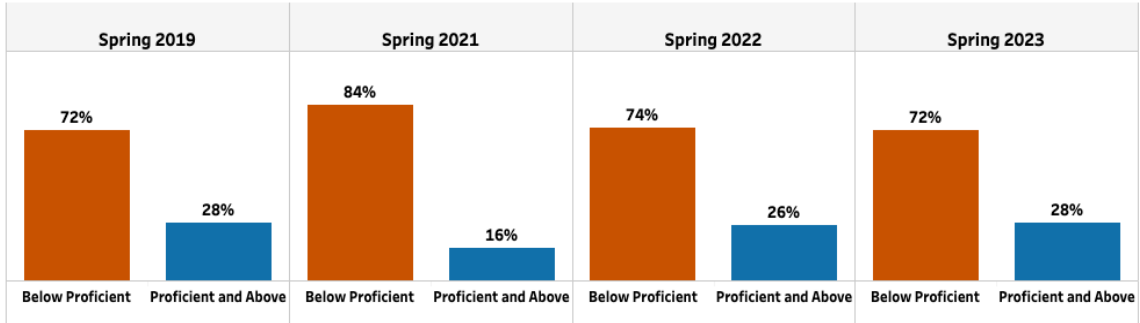
### GADOE College and Career Ready Performance Index (CCRPI) Scores

CCRPI scores were not available in 2020 and 2021

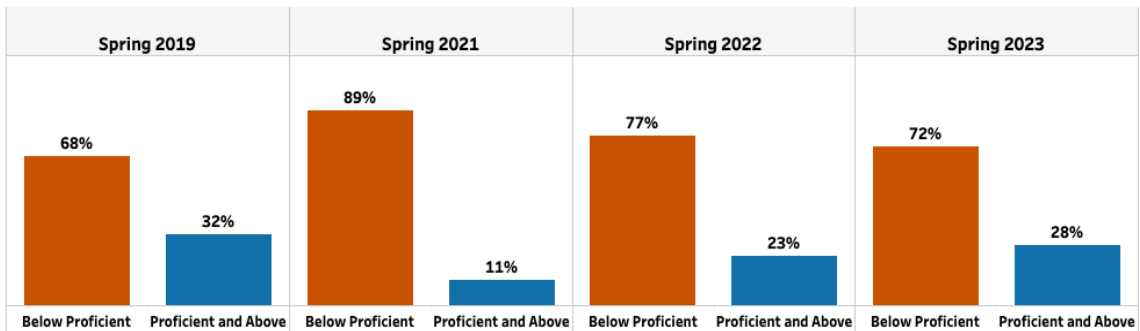
CCRPI COMPONENTS	2023	2022	2019	2018
<b>CONTENT MASTERY</b>	<b>52.3</b>	<b>42.7</b>	<b>53.6</b>	<b>44.0</b>
ENGLISH LANGUAGE ARTS	51.83	45.98	55.33	45.18
MATHEMATICS	57.05	44.04	60.14	51.40
SCIENCE	39.03	28.36	34.70	29.64
SOCIAL STUDIES	N/A	N/A	47.96	32.86
<b>PROGRESS</b>	<b>97.6</b>	<b>N/A</b>	<b>96.6</b>	<b>80.1</b>
ENGLISH LANGUAGE ARTS	95.36	N/A	93.37	82.97
MATHEMATICS	100.00+	N/A	100.00+	72.84
ENGLISH LEARNERS	96.90	92.86	95.45	100.00+
<b>CLOSING GAPS</b>	<b>100.0</b>	<b>N/A</b>	<b>100.0</b>	<b>0.0</b>
<b>READINESS</b>	<b>76.2</b>	<b>68.4</b>	<b>76.4</b>	<b>72.3</b>
GRADE LEVEL READING/LITERACY	58.87	36.88	41.01	33.84
STUDENT ATTENDANCE	69.97	N/A	88.05	84.34
BEYOND THE CORE	99.89	100.00	100.00	98.82

### Milestones End-of-Grade (EOG)

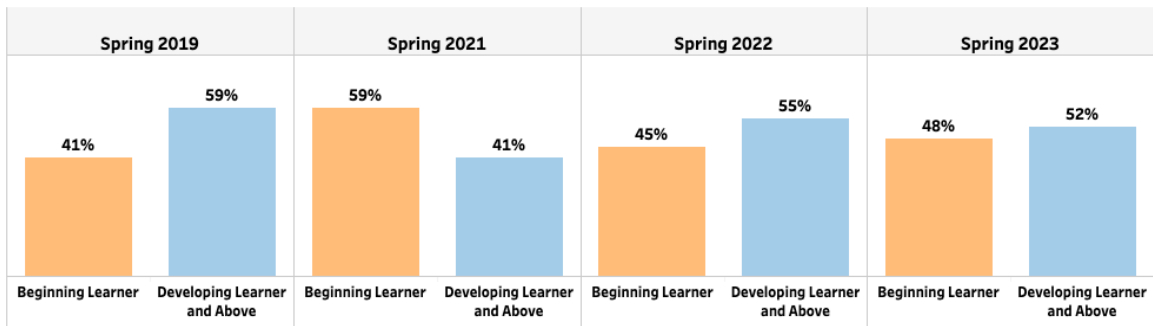
#### English / Language Arts



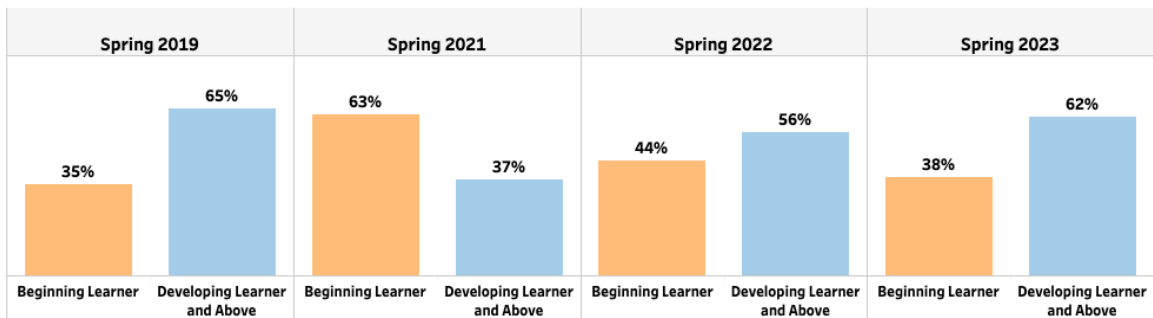
#### Mathematics

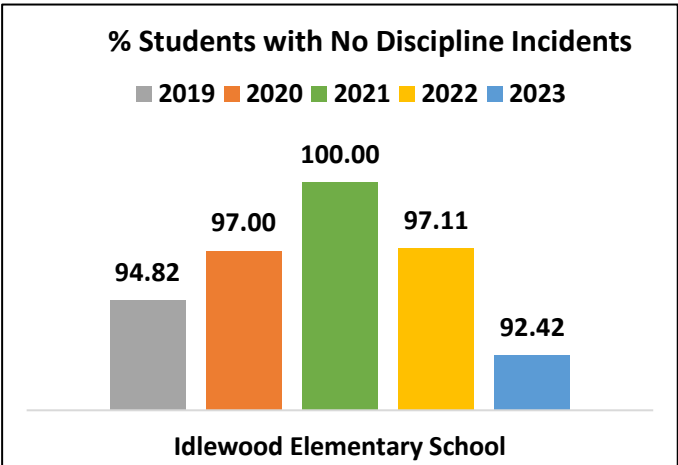
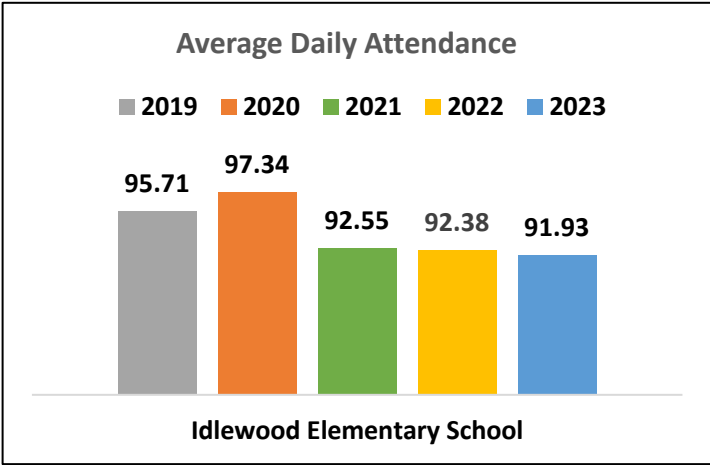


#### English / Language Arts



#### Mathematics





Idlewood Elementary School

### Student Demographic Summary

Active Students as of the Last Day of School

	All Students	Black	Hispanic	White	Asian/Pacific Islander	Multi-Racial	Native American/Alaskan Native
2023	934	758	51	30	138	16	TFS
2022	938	726	52	24	134	15	TFS
2021	868	679	37	24	110	15	TFS
2020	953	721	51	33	116	14	TFS
2019	996	708	50	32	125	18	TFS

TFS – Too Few Students (Less than 10)